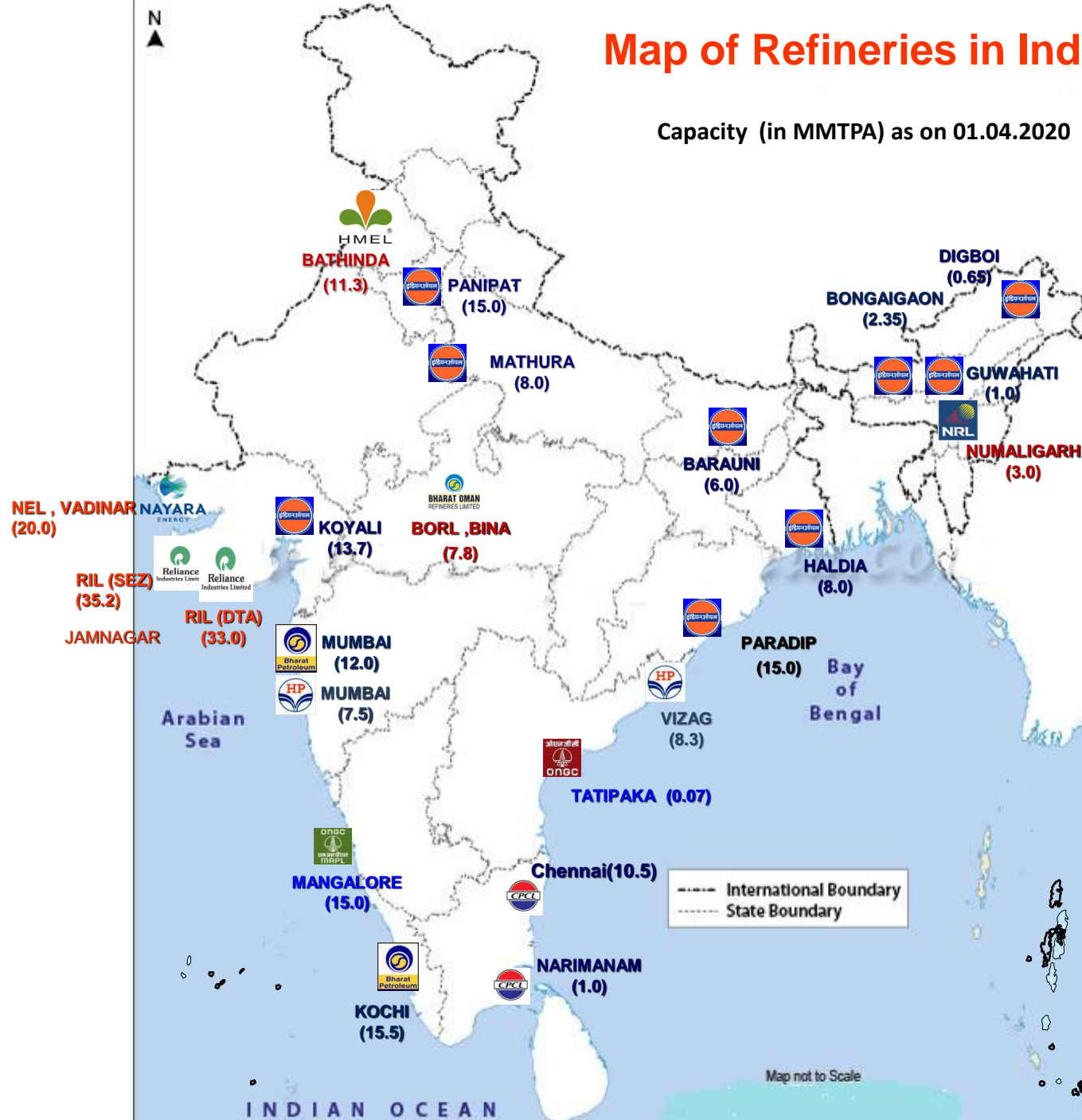










# Map of Refineries in India

Capacity (in MMTPA) as on 01.04.2020



S. No.	NAME OF THE OIL COMPANY	STATE	LOCATION OF REFINERY	CAPACITY (MMTPA)
1	 INDIAN OIL CORPORATION LIMITED (IOCL)	BIHAR	BARAUNI	6.0
2		GUJARAT	KOYALI	13.7
3		WEST BENGAL	HALDIA	8.0
4		UTTAR PRADESH	MATHURA	8.0
5		HARYANA	PANIPAT	15.0
6		ASSAM	GUWAHATI	1.0
7		ASSAM	DIGBOI	0.65
8		ASSAM	BONGAIGAON	2.35
9		ODISHA	PARADIP	15.0
<b>IOCL TOTAL</b>				<b>69.7</b>
10	 HINDUSTAN PETROLEUM CORPORATION LIMITED (HPCL)	MAHARASTRA	MUMBAI	7.5
11		ANDHRA PRADESH	VISAKH	8.3
12	 HPCL-HINDUSTAN MITTAL ENERGY LIMITED (HMEL) (JV)	PUNJAB	BATHINDA	11.3
<b>HPCL-TOTAL</b>				<b>27.1</b>
13	 BHARAT PETROLEUM CORPORATION LIMITED (BPCL)	MAHARASTRA	MUMBAI	12.0
14		KERALA	KOCHI	15.5
15	 BPCL-BHARAT OMAN REFINERIES LIMITED (BORL) (JV)	MADHYA PRADESH	BINA	7.8
<b>BPCL-TOTAL</b>				<b>35.3</b>
16	 CHENNAI PETROLEUM CORPORATION LIMITED (CPCL)	TAMIL NADU	MANALI	10.5
17		TAMIL NADU	CAUVERY BASIN	1.0
<b>CPCL-TOTAL</b>				<b>11.5</b>
18	 NUMALIGARH REFINERIES LIMITED (NRL)	ASSAM	NUMALIGARH	3.0
19	 OIL & NATURAL GAS CORPORATION LIMITED (ONGC)	ANDHRA PRADESH	TATIPAKA	0.07
20	 ONGC-MANGALORE REFINERIES & PETROCHEMICALS LIMITED (MRPL)	KARNATAKA	MANGALORE	15.0
<b>ONGC TOTAL</b>				<b>15.1</b>
<b>PSU/ JV Total</b>				<b>161.7</b>
21	 RELIANCE INDUSTRIES LIMITED (RIL)	GUJARAT	JAMNAGAR (DTA)	33.0
22		GUJARAT	JAMNAGAR (SEZ)	35.2
23	 NAYARA ENERGY LIMITED (NEL)	GUJARAT	VADINAR	20.0
<b>PVT Total</b>				<b>88.2</b>
<b>ALL INDIA</b>				<b>249.9</b>

PSU : PUBLIC SECTOR UNDERTAKING

JV :JOINT VENTURE (JV)

PVT :PRIVATE

SEZ: SPECIAL ECONOMIC ZONE

DTA: DOMESTIC TARIFF AREA

MMTPA: Million Metric Tonne Per Annum