

मासिक रिपोर्ट

MONTHLY REPORT

प्राकृतिक गैस उत्पादन, उपलब्धता और खपत

Natural Gas Production, Availability and Consumption

जुलाई 2018 / July 2018



पेट्रोलियम योजना एवं विश्लेषण प्रकोष्ठ

(पेट्रोलियम और प्राकृतिक गैस मंत्रालय)

Petroleum Planning & Analysis Cell

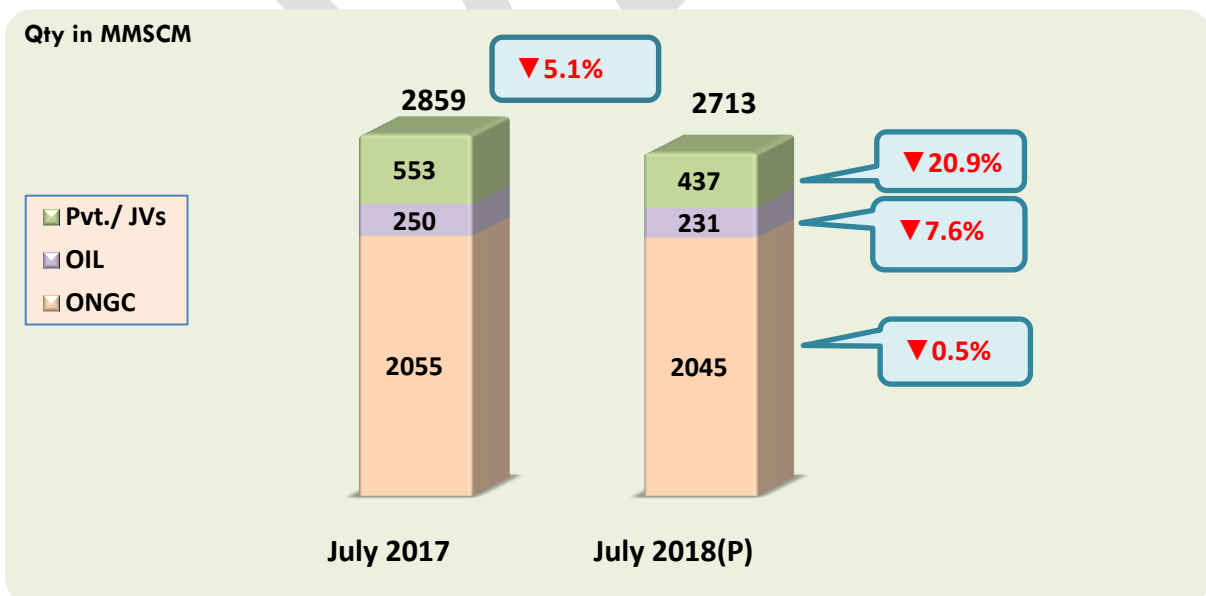
(Ministry of Petroleum & Natural Gas)

## Monthly Report on Natural gas production, availability and consumption – July 2018

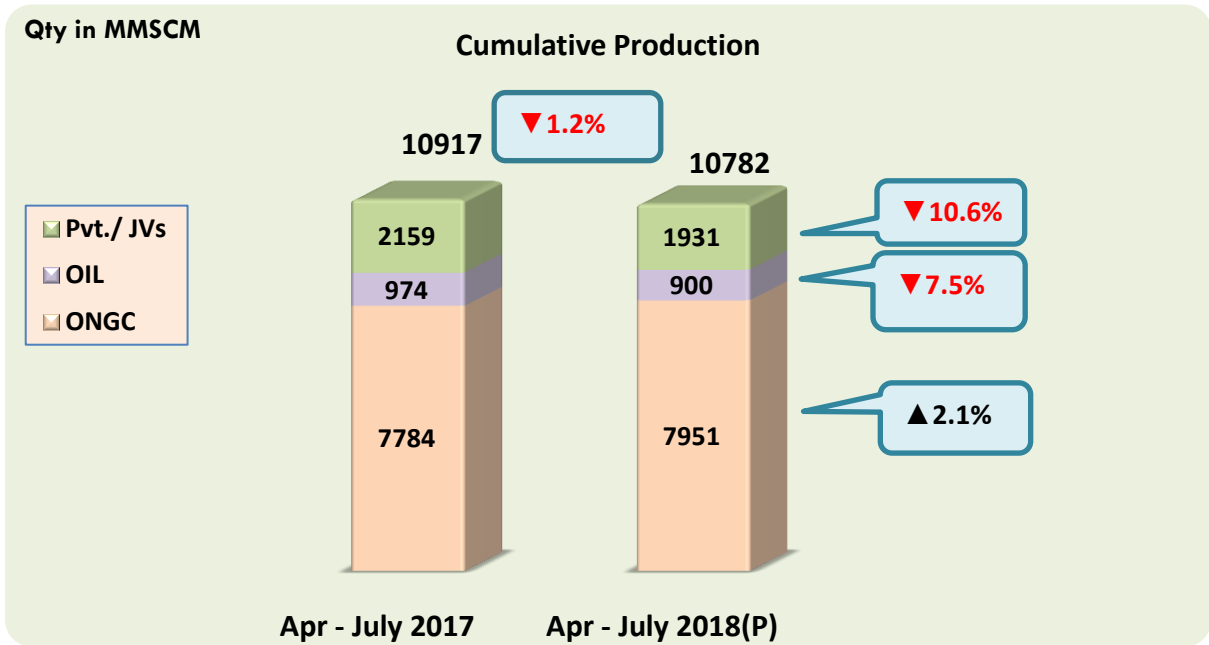
### 1. Highlights of the report for the month of July 2018 are as follows:

- Gross production in July 2018 was 2714 MMSCM (decrease of 5.1% over the corresponding month of the previous year).
- Total import of RLNG during July 2018 was 2475 MMSCM (increase of 28.8% over the corresponding month of the previous year).
- Natural gas available for sale during July 2018 was 4628 MMSCM (increase of 10% over the corresponding month of the previous year).
- Total consumption during July 2018 was 4587 MMSCM. Major sectors were fertilizer (27%), power (22%), CGD (17%), refinery (13%), and petrochemicals (7%). RLNG accounted for 54% of total gas consumption in the country.

### 2. Domestic Natural Gas Gross Production:




Totals may not tally due to rounding off

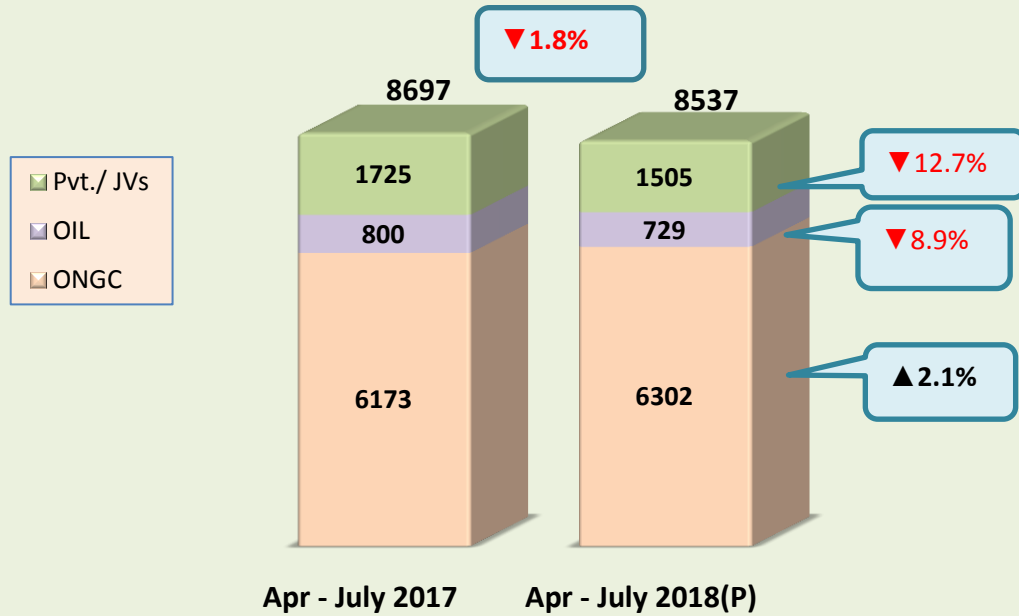


### 3. Domestic Natural Gas Net Production for Sale:

Natural gas producing companies use some quantity of gas for their own use as internal consumption while some quantity of gas is flared as a part of technical requirement. After flare, loss and internal consumption by gas producing companies, the net production for sale of domestic gas to consuming sectors like power, fertilizer, CGD, refinery, petrochemicals etc. was approximately 79.3% of the gross production during July 2018.



## Qty in MMSCM



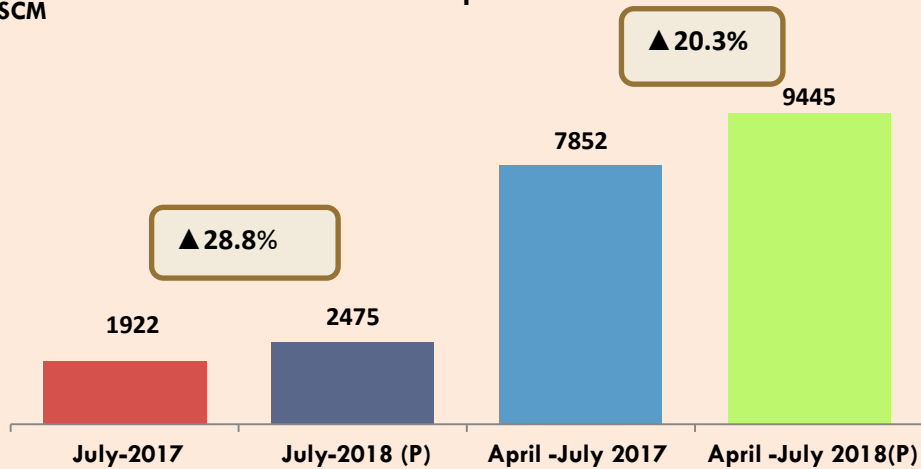
Totals may not tally due to rounding off

### 4. LNG imports:

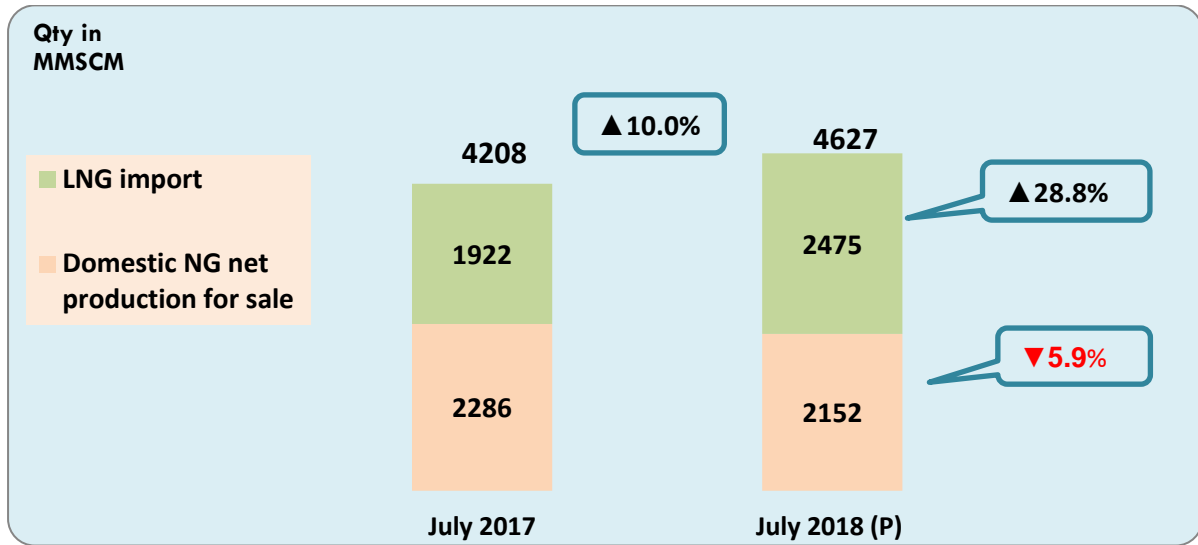
LNG was procured during the month by Petronet LNG Ltd., GAIL (India) Ltd., Gujarat State Petroleum Corporation Ltd., Reliance Industries Limited, Indian Oil Corporation Limited, Torrent Power Limited and Bharat Petroleum Corporation Limited.

## Qty. in MMSCM

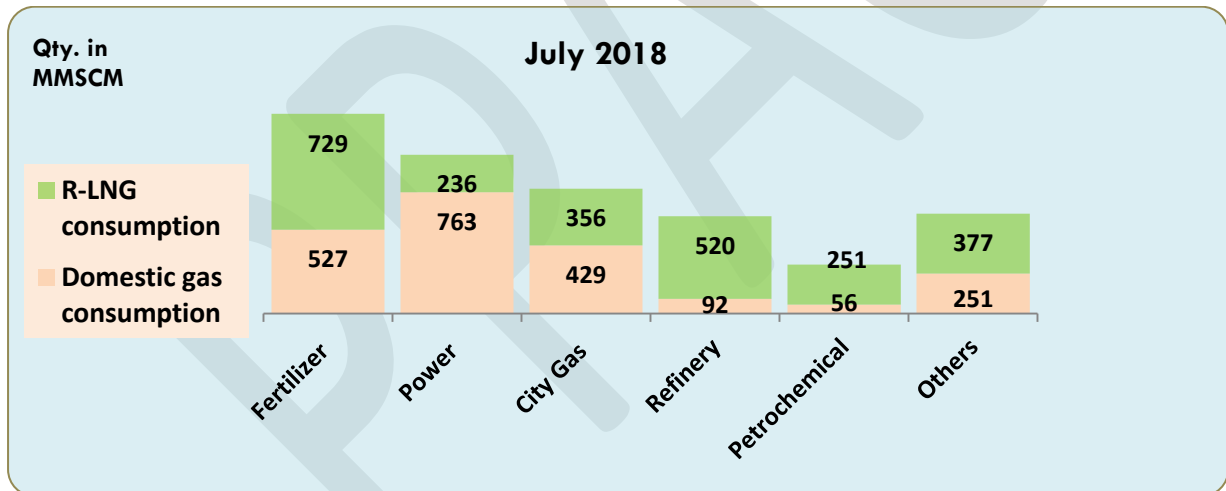
### LNG imports



## 5. Total Natural Gas Available for Sale:



## 6. Sectoral Consumption of Natural Gas:



Total consumption during the month of July 2018 was 4587 MMSCM. RLNG accounted for 54% of total gas consumption.