

मासिक रिपोर्ट

MONTHLY REPORT

प्राकृतिक गैस उत्पादन, उपलब्धता और खपत

Natural Gas Production, Availability and Consumption

दिसम्बर 2018 / December 2018



पेट्रोलियम योजना एवं विश्लेषण प्रकोष्ठ

(पेट्रोलियम और प्राकृतिक गैस मंत्रालय)

Petroleum Planning & Analysis Cell

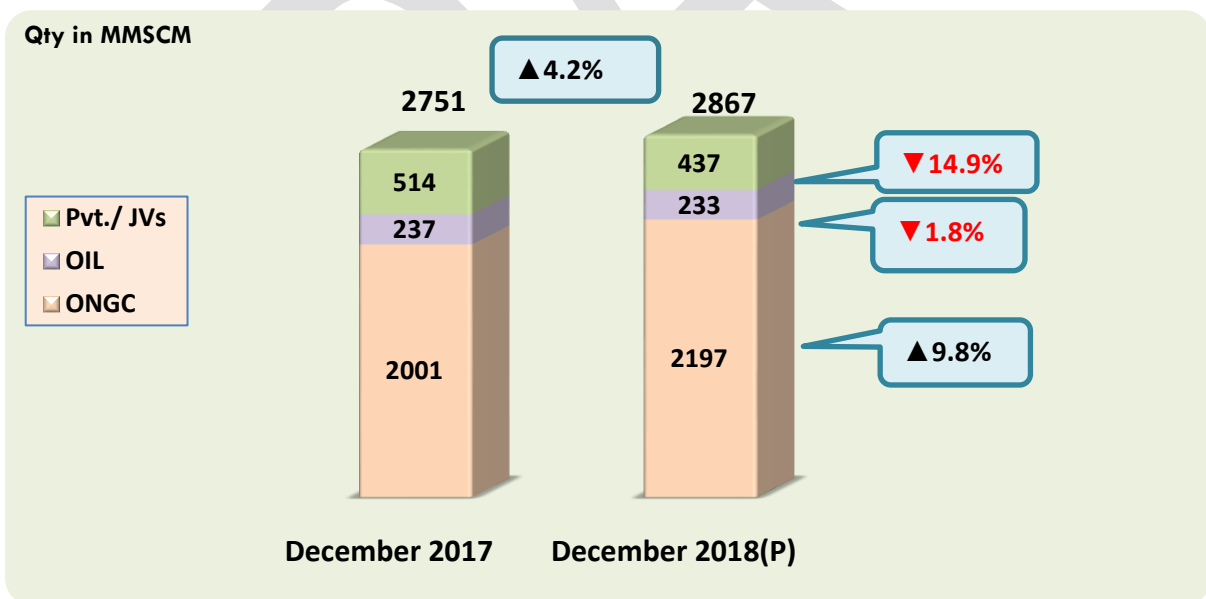
(Ministry of Petroleum & Natural Gas)

Monthly Report on Natural gas production, availability and consumption – December 2018

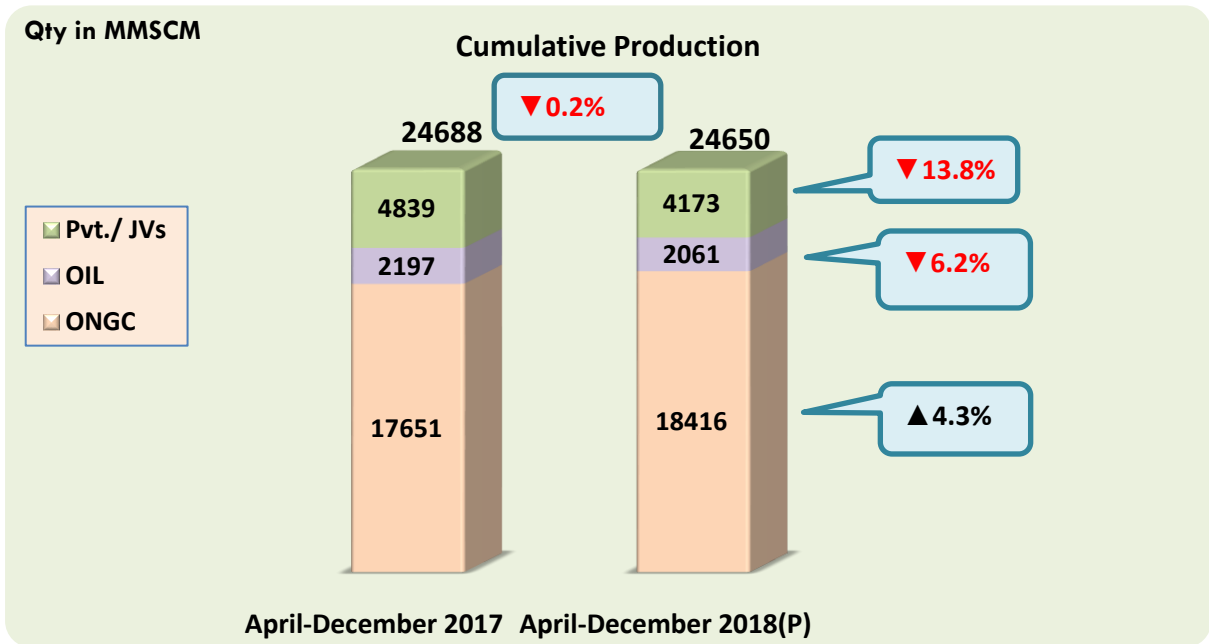
1. Highlights of the report for the month of December 2018 are as follows:

- Gross production in December 2018 was 2867 MMSCM (increase of 4.2% over the corresponding month of the previous year).
- Total import of RLNG during December 2018 was 2128 MMSCM (increase of 4.7% over the corresponding month of the previous year).
- Natural gas available for sale during December 2018 was 4412 MMSCM (increase of 4.6% over the corresponding month of the previous year).
- Total consumption during December 2018 was 4559 MMSCM. Major sectors were fertilizer (29%), power (22%), CGD (18%), refinery (12%), and petrochemicals (6%). RLNG accounted for 51% of total gas consumption.

2. Domestic Natural Gas Gross Production:



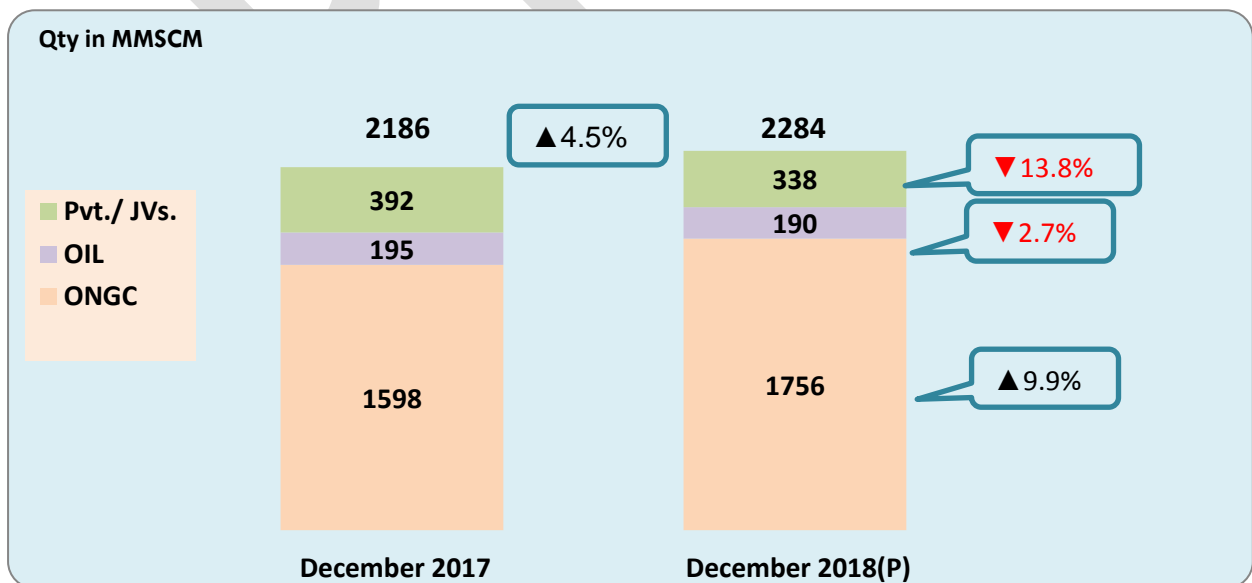
Totals may not tally due to rounding off



Totals may not tally due to rounding off

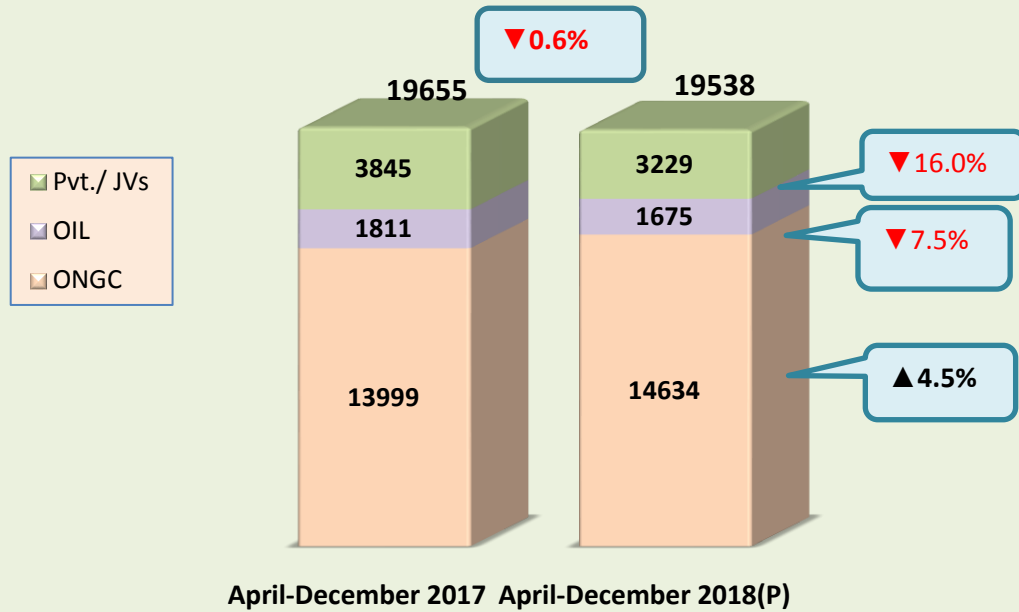
3. Domestic Natural Gas Net Production for Sale:

Natural gas producing companies use some quantity of gas for their own use as internal consumption while some quantity of gas is flared as a part of technical requirement. After flare, loss and internal consumption by gas producing companies, the net production for sale of domestic gas to consuming sectors like power, fertilizer, CGD, refinery, petrochemicals etc. was approximately 79.7% of the gross production during December 2018.



Totals may not tally due to rounding off

Qty in MMSCM



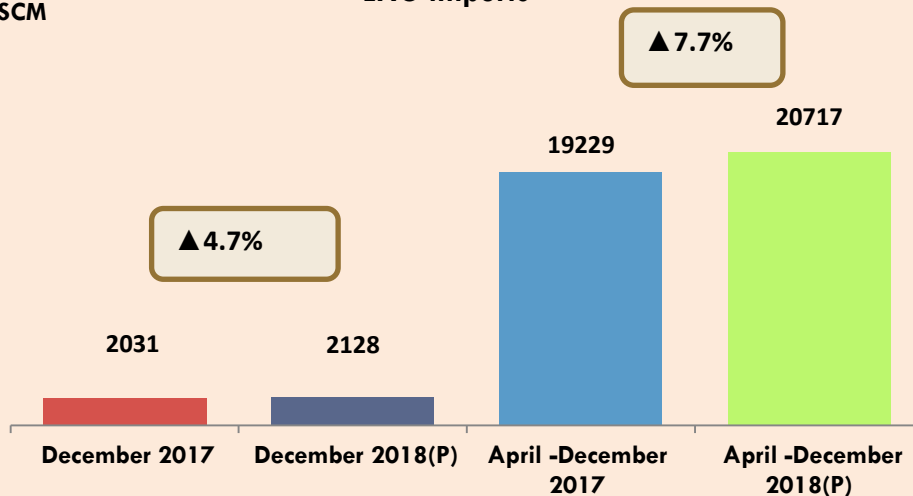
Totals may not tally due to rounding off

4. LNG imports:

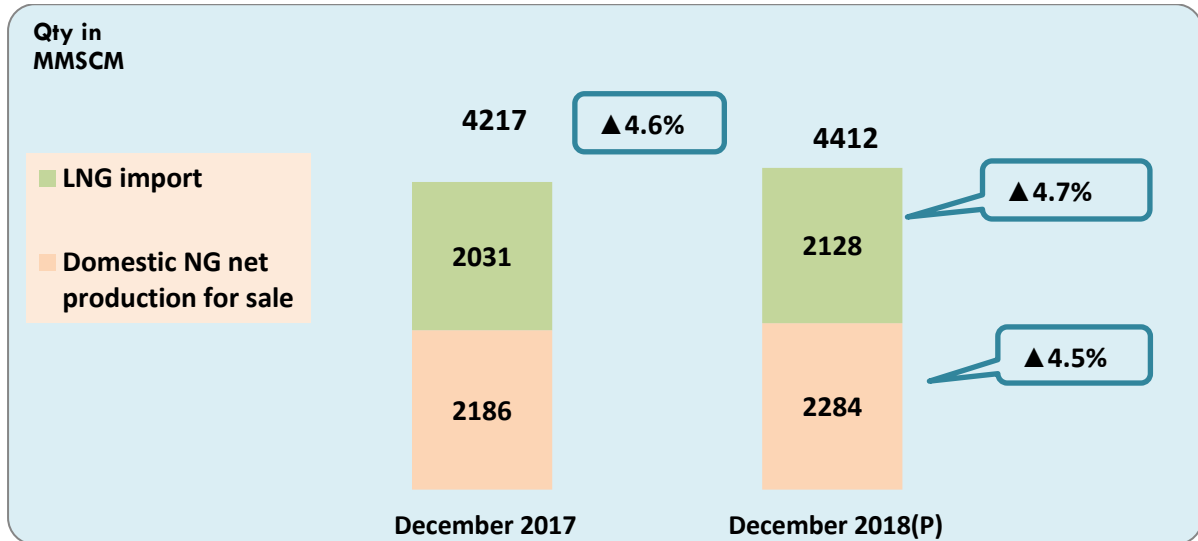
LNG was procured during the month by Petronet LNG Ltd., GAIL (India) Ltd., Gujarat State Petroleum Corporation Ltd., Reliance Industries Limited, Indian Oil Corporation, Bharat Petroleum Corporation and Torrent Power Limited.

Qty. in MMSCM

LNG imports

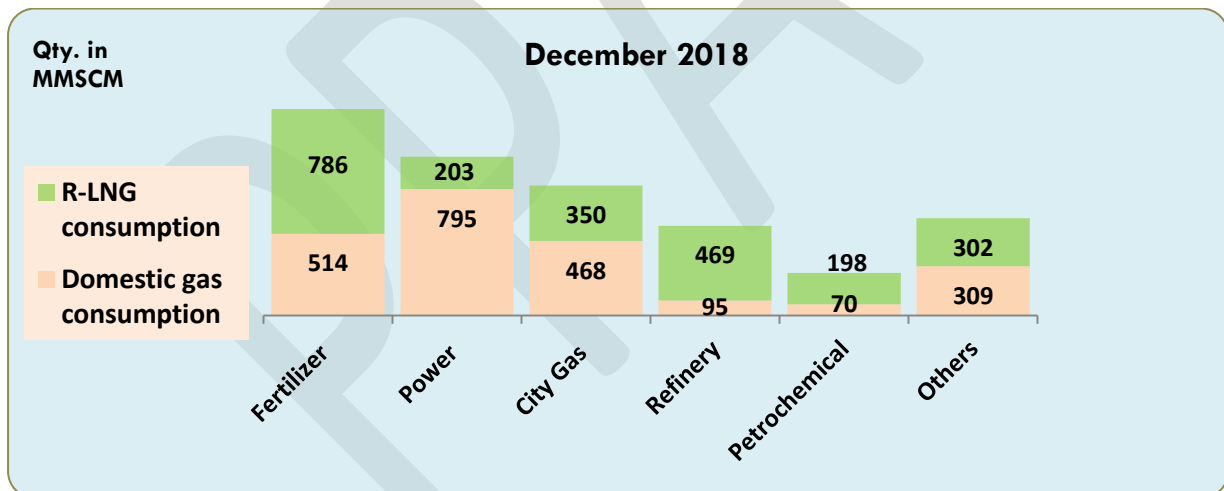


5. Total Natural Gas Available for Sale:



Totals may not tally due to rounding off

6. Sectoral Consumption of Natural Gas:



Figures have been rounded off

Total consumption during the month of December 2018 was 4559 MMSCM. RLNG accounted for 51% of total gas consumption.