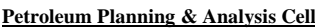


Retail Selling Price of Petrol

Retail Selling Price of Diesel

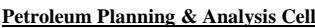
| | Delhi | Mumbai | Chennai | Kolkata |
|------------------|-------------|--------|---------|---------|
| Date of Revision | (Rs./Litre) | | | |
| | | | | |
| 7-Apr-25 | 87.67 | 90.03 | 92.39 | 91.82 |
| 6-Apr-25 | 87.67 | 90.03 | 92.39 | 91.82 |
| 5-Apr-25 | 87.67 | 90.03 | 92.39 | 91.82 |
| 4-Apr-25 | 87.67 | 90.03 | 92.39 | 91.82 |
| 3-Apr-25 | 87.67 | 90.03 | 92.39 | 91.82 |
| 2-Apr-25 | 87.67 | 90.03 | 92.39 | 91.82 |
| 1-Apr-25 | 87.67 | 90.03 | 92.39 | 91.82 |
| 31-Mar-25 | 87.67 | 90.03 | 92.39 | 91.82 |
| 30-Mar-25 | 87.67 | 90.03 | 92.39 | 91.82 |
| 29-Mar-25 | 87.67 | 90.03 | 92.39 | 91.82 |
| 28-Mar-25 | 87.67 | 90.03 | 92.39 | 91.82 |
| 27-Mar-25 | 87.67 | 90.03 | 92.39 | 91.82 |
| 26-Mar-25 | 87.67 | 90.03 | 92.39 | 91.82 |
| 25-Mar-25 | 87.67 | 90.03 | 92.39 | 91.82 |
| 24-Mar-25 | 87.67 | 90.03 | 92.39 | 91.82 |
| 23-Mar-25 | 87.67 | 90.03 | 92.39 | 91.82 |
| 22-Mar-25 | 87.67 | 90.03 | 92.39 | 91.82 |
| 21-Mar-25 | 87.67 | 90.03 | 92.39 | 91.82 |
| 20-Mar-25 | 87.67 | 90.03 | 92.39 | 91.82 |
| 19-Mar-25 | 87.67 | 90.03 | 92.39 | 91.82 |
| 18-Mar-25 | 87.67 | 90.03 | 92.39 | 91.82 |
| 17-Mar-25 | 87.67 | 90.03 | 92.39 | 91.82 |
| 16-Mar-25 | 87.67 | 90.03 | 92.39 | 91.82 |
| 15-Mar-25 | 87.67 | 90.03 | 92.39 | 91.82 |
| 14-Mar-25 | 87.67 | 90.03 | 92.39 | 91.82 |
| 13-Mar-25 | 87.67 | 90.03 | 92.39 | 91.82 |
| 12-Mar-25 | 87.67 | 90.03 | 92.39 | 91.82 |
| 11-Mar-25 | 87.67 | 90.03 | 92.39 | 91.82 |
| 10-Mar-25 | 87.67 | 90.03 | 92.39 | 91.82 |
| 9-Mar-25 | 87.67 | 90.03 | 92.39 | 91.82 |
| 8-Mar-25 | 87.67 | 90.03 | 92.39 | 91.82 |
| 7-Mar-25 | 87.67 | 90.03 | 92.39 | 91.82 |
| 6-Mar-25 | 87.67 | 90.03 | 92.39 | 91.82 |
| 5-Mar-25 | 87.67 | 90.03 | 92.39 | 91.82 |
| 4-Mar-25 | 87.67 | 90.03 | 92.39 | 91.82 |
| 3-Mar-25 | 87.67 | 90.03 | 92.39 | 91.82 |
| 2-Mar-25 | 87.67 | 90.03 | 92.39 | 91.82 |
| 1-Mar-25 | 87.67 | 90.03 | 92.39 | 91.82 |
| 28-Feb-25 | 87.67 | 90.03 | 92.39 | 91.82 |
| 27-Feb-25 | 87.67 | 90.03 | 92.39 | 91.82 |
| 26-Feb-25 | 87.67 | 90.03 | 92.39 | 91.82 |
| 25-Feb-25 | 87.67 | 90.03 | 92.39 | 91.82 |
| 24-Feb-25 | 87.67 | 90.03 | 92.39 | 91.82 |
| 23-Feb-25 | 87.67 | 90.03 | 92.39 | 91.82 |
| 22-Feb-25 | 87.67 | 90.03 | 92.39 | 91.82 |
| 21-Feb-25 | 87.67 | 90.03 | 92.39 | 91.82 |
| 20-Feb-25 | 87.67 | 90.03 | 92.39 | 91.82 |
| 19-Feb-25 | 87.67 | 90.03 | 92.39 | 91.82 |
| 18-Feb-25 | 87.67 | 90.03 | 92.39 | 91.82 |
| 17-Feb-25 | 87.67 | 90.03 | 92.39 | 91.82 |
| 16-Feb-25 | 87.67 | 90.03 | 92.39 | 91.82 |
| 15-Feb-25 | 87.67 | 90.03 | 92.39 | 91.82 |
| 14-Feb-25 | 87.67 | 90.03 | 92.39 | 91.82 |
| 13-Feb-25 | 87.67 | 90.03 | 92.39 | 91.82 |
| 12-Feb-25 | 87.67 | 90.03 | 92.39 | 91.82 |
| 11-Feb-25 | 87.67 | 90.03 | 92.39 | 91.82 |
| 10-Feb-25 | 87.67 | 90.03 | 92.39 | 91.82 |
| 9-Feb-25 | 87.67 | 90.03 | 92.39 | 91.82 |
| 8-Feb-25 | 87.67 | 90.03 | 92.39 | 91.82 |
| 7-Feb-25 | 87.67 | 90.03 | 92.39 | 91.82 |
| 6-Feb-25 | 87.67 | 90.03 | 92.39 | 91.82 |
| 5-Feb-25 | 87.67 | 90.03 | 92.39 | 91.82 |
| 4-Feb-25 | 87.67 | 90.03 | 92.39 | 91.82 |
| 3-Feb-25 | 87.67 | 90.03 | 92.39 | 91.82 |
| 2-Feb-25 | 87.67 | 90.03 | 92.39 | 91.82 |
| 1-Feb-25 | 87.67 | 90.03 | 92.39 | 91.82 |
| 31-Jan-25 | 87.67 | 90.03 | 92.39 | 91.82 |
| 30-Jan-25 | 87.67 | 90.03 | 92.39 | 91.82 |
| 29-Jan-25 | 87.67 | 90.03 | 92.39 | 91.82 |
| 28-Jan-25 | 87.67 | 90.03 | 92.39 | 91.82 |
| 27-Jan-25 | 87.67 | 90.03 | 92.39 | 91.82 |
| 26-Jan-25 | 87.67 | 90.03 | 92.39 | 91.82 |
| 25-Jan-25 | 87.67 | 90.03 | 92.39 | 91.82 |
| 24-Jan-25 | 87.67 | 90.03 | 92.39 | 91.82 |
| 23-Jan-25 | 87.67 | 90.03 | 92.39 | 91.82 |
| 22-Jan-25 | 87.67 | 90.03 | 92.39 | 91.82 |
| 21-Jan-25 | 87.67 | 90.03 | 92.39 | 91.82 |
| 20-Jan-25 | 87.67 | 90.03 | 92.39 | 91.82 |
| 19-Jan-25 | 87.67 | 90.03 | 92.39 | 91.82 |
| 18-Jan-25 | 87.67 | 90.03 | 92.39 | 91.82 |
| 17-Jan-25 | 87.67 | 90.03 | 92.39 | 91.82 |
| 16-Jan-25 | 87.67 | 90.03 | 92.39 | 91.82 |
| 15-Jan-25 | 87.67 | 90.03 | 92.39 | 91.82 |
| 14-Jan-25 | 87.67 | 90.03 | 92.39 | 91.82 |
| 13-Jan-25 | 87.67 | 90.03 | 92.39 | 91.82 |
| 12-Jan-25 | 87.67 | 90.03 | 92.39 | 91.82 |
| 11-Jan-25 | 87.67 | 90.03 | 92.39 | 91.82 |
| 10-Jan-25 | 87.67 | 90.03 | 92.39 | 91.82 |



Retail Selling Price of Petrol

Retail Selling Price of Diesel

| | Delhi | Mumbai | Chennai | Kolkata |
|------------------|-------------|--------|---------|---------|
| Date of Revision | (Rs./Litre) | | | |
| 9-Jan-25 | 87.67 | 90.03 | 92.39 | 91.82 |
| 8-Jan-25 | 87.67 | 90.03 | 92.39 | 91.82 |
| 7-Jan-25 | 87.67 | 90.03 | 92.39 | 91.82 |
| 6-Jan-25 | 87.67 | 90.03 | 92.39 | 91.82 |
| 5-Jan-25 | 87.67 | 90.03 | 92.39 | 91.82 |
| 4-Jan-25 | 87.67 | 90.03 | 92.39 | 91.82 |
| 3-Jan-25 | 87.67 | 90.03 | 92.39 | 91.82 |
| 2-Jan-25 | 87.67 | 90.03 | 92.39 | 91.82 |
| 1-Jan-25 | 87.67 | 90.03 | 92.39 | 91.82 |
| 31-Dec-24 | 87.67 | 90.03 | 92.39 | 91.82 |
| 30-Dec-24 | 87.67 | 90.03 | 92.39 | 91.82 |
| 29-Dec-24 | 87.67 | 90.03 | 92.39 | 91.82 |
| 28-Dec-24 | 87.67 | 90.03 | 92.39 | 91.82 |
| 27-Dec-24 | 87.67 | 90.03 | 92.39 | 91.82 |
| 26-Dec-24 | 87.67 | 90.03 | 92.39 | 91.82 |
| 25-Dec-24 | 87.67 | 90.03 | 92.39 | 91.82 |
| 24-Dec-24 | 87.67 | 90.03 | 92.39 | 91.82 |
| 23-Dec-24 | 87.67 | 90.03 | 92.39 | 91.82 |
| 22-Dec-24 | 87.67 | 90.03 | 92.39 | 91.82 |
| 21-Dec-24 | 87.67 | 90.03 | 92.39 | 91.82 |
| 20-Dec-24 | 87.67 | 90.03 | 92.39 | 91.82 |
| 19-Dec-24 | 87.67 | 90.03 | 92.39 | 91.82 |
| 18-Dec-24 | 87.67 | 90.03 | 92.39 | 91.82 |
| 17-Dec-24 | 87.67 | 90.03 | 92.39 | 91.82 |
| 16-Dec-24 | 87.67 | 90.03 | 92.39 | 91.82 |
| 15-Dec-24 | 87.67 | 90.03 | 92.39 | 91.82 |
| 14-Dec-24 | 87.67 | 90.03 | 92.39 | 91.82 |
| 13-Dec-24 | 87.67 | 90.03 | 92.39 | 91.82 |
| 12-Dec-24 | 87.67 | 90.03 | 92.39 | 91.82 |
| 11-Dec-24 | 87.67 | 90.03 | 92.39 | 91.82 |
| 10-Dec-24 | 87.67 | 90.03 | 92.39 | 91.82 |
| 9-Dec-24 | 87.67 | 90.03 | 92.39 | 91.82 |
| 8-Dec-24 | 87.67 | 90.03 | 92.39 | 91.82 |
| 7-Dec-24 | 87.67 | 90.03 | 92.39 | 91.82 |
| 6-Dec-24 | 87.67 | 90.03 | 92.39 | 91.82 |
| 5-Dec-24 | 87.67 | 90.03 | 92.39 | 91.82 |
| 4-Dec-24 | 87.67 | 90.03 | 92.39 | 91.82 |
| 3-Dec-24 | 87.67 | 90.03 | 92.39 | 91.82 |
| 2-Dec-24 | 87.67 | 90.03 | 92.39 | 91.82 |
| 1-Dec-24 | 87.67 | 90.03 | 92.39 | 91.82 |
| 30-Nov-24 | 87.67 | 89.97 | 92.39 | 91.76 |
| 29-Nov-24 | 87.67 | 89.97 | 92.39 | 91.76 |
| 28-Nov-24 | 87.67 | 89.97 | 92.39 | 91.76 |
| 27-Nov-24 | 87.67 | 89.97 | 92.39 | 91.76 |
| 26-Nov-24 | 87.67 | 89.97 | 92.39 | 91.76 |
| 25-Nov-24 | 87.67 | 89.97 | 92.39 | 91.76 |
| 24-Nov-24 | 87.67 | 89.97 | 92.39 | 91.76 |
| 23-Nov-24 | 87.67 | 89.97 | 92.39 | 91.76 |
| 22-Nov-24 | 87.67 | 89.97 | 92.39 | 91.76 |
| 21-Nov-24 | 87.67 | 89.97 | 92.39 | 91.76 |
| 20-Nov-24 | 87.67 | 89.97 | 92.39 | 91.76 |
| 19-Nov-24 | 87.67 | 89.97 | 92.39 | 91.76 |
| 18-Nov-24 | 87.67 | 89.97 | 92.39 | 91.76 |
| 17-Nov-24 | 87.67 | 89.97 | 92.39 | 91.76 |
| 16-Nov-24 | 87.67 | 89.97 | 92.39 | 91.76 |
| 15-Nov-24 | 87.67 | 89.97 | 92.39 | 91.76 |
| 14-Nov-24 | 87.67 | 89.97 | 92.39 | 91.76 |
| 13-Nov-24 | 87.67 | 89.97 | 92.39 | 91.76 |
| 12-Nov-24 | 87.67 | 89.97 | 92.39 | 91.76 |
| 11-Nov-24 | 87.67 | 89.97 | 92.39 | 91.76 |
| 10-Nov-24 | 87.67 | 89.97 | 92.39 | 91.76 |
| 9-Nov-24 | 87.67 | 89.97 | 92.39 | 91.76 |
| 8-Nov-24 | 87.67 | 89.97 | 92.39 | 91.76 |
| 7-Nov-24 | 87.67 | 89.97 | 92.39 | 91.76 |
| 6-Nov-24 | 87.67 | 89.97 | 92.39 | 91.76 |
| 5-Nov-24 | 87.67 | 89.97 | 92.39 | 91.76 |
| 4-Nov-24 | 87.67 | 89.97 | 92.39 | 91.76 |
| 3-Nov-24 | 87.67 | 89.97 | 92.39 | 91.76 |
| 2-Nov-24 | 87.67 | 89.97 | 92.39 | 91.76 |
| 1-Nov-24 | 87.67 | 89.97 | 92.39 | 91.76 |
| 31-Oct-24 | 87.67 | 89.97 | 92.39 | 91.76 |
| 30-Oct-24 | 87.67 | 89.97 | 92.39 | 91.76 |
| 29-Oct-24 | 87.62 | 89.97 | 92.34 | 91.76 |
| 28-Oct-24 | 87.62 | 89.97 | 92.34 | 91.76 |
| 27-Oct-24 | 87.62 | 89.97 | 92.34 | 91.76 |
| 26-Oct-24 | 87.62 | 89.97 | 92.34 | 91.76 |
| 25-Oct-24 | 87.62 | 89.97 | 92.34 | 91.76 |
| 24-Oct-24 | 87.62 | 89.97 | 92.34 | 91.76 |
| 23-Oct-24 | 87.62 | 89.97 | 92.34 | 91.76 |
| 22-Oct-24 | 87.62 | 89.97 | 92.34 | 91.76 |
| 21-Oct-24 | 87.62 | 89.97 | 92.34 | 91.76 |
| 20-Oct-24 | 87.62 | 89.97 | 92.34 | 91.76 |
| 19-Oct-24 | 87.62 | 89.97 | 92.34 | 91.76 |
| 18-Oct-24 | 87.62 | 89.97 | 92.34 | 91.76 |
| 17-Oct-24 | 87.62 | 89.97 | 92.34 | 91.76 |
| 16-Oct-24 | 87.62 | 89.97 | 92.34 | 91.76 |
| 15-Oct-24 | 87.62 | 89.97 | 92.34 | 91.76 |
| 14-Oct-24 | 87.62 | 89.97 | 92.34 | 91.76 |



Retail Selling Price of Petrol

Retail Selling Price of Diesel

| | Delhi | Mumbai | Chennai | Kolkata |
|------------------|-------------|--------|---------|---------|
| Date of Revision | (Rs./Litre) | | | |
| 13-Oct-24 | 87.62 | 89.97 | 92.34 | 91.76 |
| 12-Oct-24 | 87.62 | 89.97 | 92.34 | 91.76 |
| 11-Oct-24 | 87.62 | 89.97 | 92.34 | 91.76 |
| 10-Oct-24 | 87.62 | 89.97 | 92.34 | 91.76 |
| 9-Oct-24 | 87.62 | 89.97 | 92.34 | 91.76 |
| 8-Oct-24 | 87.62 | 89.97 | 92.34 | 91.76 |
| 7-Oct-24 | 87.62 | 89.97 | 92.34 | 91.76 |
| 6-Oct-24 | 87.62 | 89.97 | 92.34 | 91.76 |
| 5-Oct-24 | 87.62 | 89.97 | 92.34 | 91.76 |
| 4-Oct-24 | 87.62 | 89.97 | 92.34 | 91.76 |
| 3-Oct-24 | 87.62 | 89.97 | 92.34 | 91.76 |
| 2-Oct-24 | 87.62 | 89.97 | 92.34 | 91.76 |
| 1-Oct-24 | 87.62 | 89.97 | 92.34 | 91.76 |
| 30-Sep-24 | 87.62 | 89.97 | 92.34 | 91.76 |
| 29-Sep-24 | 87.62 | 89.97 | 92.34 | 91.76 |
| 28-Sep-24 | 87.62 | 89.97 | 92.34 | 91.76 |
| 27-Sep-24 | 87.62 | 89.97 | 92.34 | 91.76 |
| 26-Sep-24 | 87.62 | 89.97 | 92.34 | 91.76 |
| 25-Sep-24 | 87.62 | 89.97 | 92.34 | 91.76 |
| 24-Sep-24 | 87.62 | 89.97 | 92.34 | 91.76 |
| 23-Sep-24 | 87.62 | 89.97 | 92.34 | 91.76 |
| 22-Sep-24 | 87.62 | 89.97 | 92.34 | 91.76 |
| 21-Sep-24 | 87.62 | 89.97 | 92.34 | 91.76 |
| 20-Sep-24 | 87.62 | 89.97 | 92.34 | 91.76 |
| 19-Sep-24 | 87.62 | 89.97 | 92.34 | 91.76 |
| 18-Sep-24 | 87.62 | 89.97 | 92.34 | 91.76 |
| 17-Sep-24 | 87.62 | 89.97 | 92.34 | 91.76 |
| 16-Sep-24 | 87.62 | 89.97 | 92.34 | 91.76 |
| 15-Sep-24 | 87.62 | 89.97 | 92.34 | 91.76 |
| 14-Sep-24 | 87.62 | 89.97 | 92.34 | 91.76 |
| 13-Sep-24 | 87.62 | 89.97 | 92.34 | 91.76 |
| 12-Sep-24 | 87.62 | 89.97 | 92.34 | 91.76 |
| 11-Sep-24 | 87.62 | 89.97 | 92.34 | 91.76 |
| 10-Sep-24 | 87.62 | 89.97 | 92.34 | 91.76 |
| 9-Sep-24 | 87.62 | 89.97 | 92.34 | 91.76 |
| 8-Sep-24 | 87.62 | 89.97 | 92.34 | 91.76 |
| 7-Sep-24 | 87.62 | 89.97 | 92.34 | 91.76 |
| 6-Sep-24 | 87.62 | 89.97 | 92.34 | 91.76 |
| 5-Sep-24 | 87.62 | 89.97 | 92.34 | 91.76 |
| 4-Sep-24 | 87.62 | 89.97 | 92.34 | 91.76 |
| 3-Sep-24 | 87.62 | 89.97 | 92.34 | 91.76 |
| 2-Sep-24 | 87.62 | 89.97 | 92.34 | 91.76 |
| 1-Sep-24 | 87.62 | 89.97 | 92.34 | 91.76 |
| 31-Aug-24 | 87.62 | 89.97 | 92.34 | 91.76 |
| 30-Aug-24 | 87.62 | 89.97 | 92.34 | 91.76 |
| 29-Aug-24 | 87.62 | 89.97 | 92.34 | 91.76 |
| 28-Aug-24 | 87.62 | 89.97 | 92.34 | 91.76 |
| 27-Aug-24 | 87.62 | 89.97 | 92.34 | 91.76 |
| 26-Aug-24 | 87.62 | 89.97 | 92.34 | 91.76 |
| 25-Aug-24 | 87.62 | 89.97 | 92.34 | 91.76 |
| 24-Aug-24 | 87.62 | 89.97 | 92.34 | 91.76 |
| 23-Aug-24 | 87.62 | 89.97 | 92.34 | 91.76 |
| 22-Aug-24 | 87.62 | 89.97 | 92.34 | 91.76 |
| 21-Aug-24 | 87.62 | 89.97 | 92.34 | 91.76 |
| 20-Aug-24 | 87.62 | 89.97 | 92.34 | 91.76 |
| 19-Aug-24 | 87.62 | 89.97 | 92.34 | 91.76 |
| 18-Aug-24 | 87.62 | 89.97 | 92.34 | 91.76 |
| 17-Aug-24 | 87.62 | 89.97 | 92.34 | 91.76 |
| 16-Aug-24 | 87.62 | 89.97 | 92.34 | 91.76 |
| 15-Aug-24 | 87.62 | 89.97 | 92.34 | 91.76 |
| 14-Aug-24 | 87.62 | 89.97 | 92.34 | 91.76 |
| 13-Aug-24 | 87.62 | 89.97 | 92.34 | 91.76 |
| 12-Aug-24 | 87.62 | 89.97 | 92.34 | 91.76 |
| 11-Aug-24 | 87.62 | 89.97 | 92.34 | 91.76 |
| 10-Aug-24 | 87.62 | 89.97 | 92.34 | 91.76 |
| 9-Aug-24 | 87.62 | 89.97 | 92.34 | 91.76 |
| 8-Aug-24 | 87.62 | 89.97 | 92.34 | 91.76 |
| 7-Aug-24 | 87.62 | 89.97 | 92.34 | 91.76 |
| 6-Aug-24 | 87.62 | 89.97 | 92.34 | 91.76 |
| 5-Aug-24 | 87.62 | 89.97 | 92.34 | 91.76 |
| 4-Aug-24 | 87.62 | 89.97 | 92.34 | 91.76 |
| 3-Aug-24 | 87.62 | 89.97 | 92.34 | 91.76 |
| 2-Aug-24 | 87.62 | 89.97 | 92.34 | 91.76 |
| 1-Aug-24 | 87.62 | 89.97 | 92.34 | 91.76 |
| 31-Jul-24 | 87.62 | 89.97 | 92.34 | 91.76 |
| 30-Jul-24 | 87.62 | 89.97 | 92.34 | 91.76 |
| 29-Jul-24 | 87.62 | 89.97 | 92.34 | 91.76 |
| 28-Jul-24 | 87.62 | 89.97 | 92.34 | 91.76 |
| 27-Jul-24 | 87.62 | 89.97 | 92.34 | 91.76 |
| 26-Jul-24 | 87.62 | 89.97 | 92.34 | 91.76 |
| 25-Jul-24 | 87.62 | 89.97 | 92.34 | 91.76 |
| 24-Jul-24 | 87.62 | 89.97 | 92.34 | 91.76 |
| 23-Jul-24 | 87.62 | 89.97 | 92.34 | 91.76 |
| 22-Jul-24 | 87.62 | 89.97 | 92.34 | 91.76 |
| 21-Jul-24 | 87.62 | 89.97 | 92.34 | 91.76 |
| 20-Jul-24 | 87.62 | 89.97 | 92.34 | 91.76 |
| 19-Jul-24 | 87.62 | 89.97 | 92.34 | 91.76 |
| 18-Jul-24 | 87.62 | 89.97 | 92.34 | 91.76 |

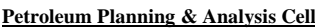
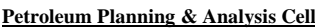


Table Posted: 7-Apr-25

Retail Selling Price of Diesel

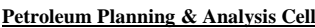
| Date of Revision | Delhi | Mumbai | Chennai | Kolkata |
|------------------|-------------|--------|---------|---------|
| | (Rs./Litre) | | | |
| 17-Jul-24 | 87.62 | 89.97 | 92.34 | 91.76 |
| 16-Jul-24 | 87.62 | 89.97 | 92.34 | 91.76 |
| 15-Jul-24 | 87.62 | 89.97 | 92.34 | 91.76 |
| 14-Jul-24 | 87.62 | 89.97 | 92.34 | 91.76 |
| 13-Jul-24 | 87.62 | 89.97 | 92.34 | 91.76 |
| 12-Jul-24 | 87.62 | 89.97 | 92.34 | 91.76 |
| 11-Jul-24 | 87.62 | 89.97 | 92.34 | 91.76 |
| 10-Jul-24 | 87.62 | 89.97 | 92.34 | 91.76 |
| 9-Jul-24 | 87.62 | 89.97 | 92.34 | 91.76 |
| 8-Jul-24 | 87.62 | 89.97 | 92.34 | 91.76 |
| 7-Jul-24 | 87.62 | 89.97 | 92.34 | 91.76 |
| 6-Jul-24 | 87.62 | 89.97 | 92.34 | 91.76 |
| 5-Jul-24 | 87.62 | 89.97 | 92.34 | 91.76 |
| 4-Jul-24 | 87.62 | 89.97 | 92.34 | 91.76 |
| 3-Jul-24 | 87.62 | 89.97 | 92.34 | 91.76 |
| 2-Jul-24 | 87.62 | 89.97 | 92.34 | 91.76 |
| 1-Jul-24 | 87.62 | 89.97 | 92.34 | 91.76 |
| 30-Jun-24 | 87.62 | 89.97 | 92.34 | 90.76 |
| 29-Jun-24 | 87.62 | 89.97 | 92.34 | 90.76 |
| 28-Jun-24 | 87.62 | 92.15 | 92.34 | 90.76 |
| 27-Jun-24 | 87.62 | 92.15 | 92.34 | 90.76 |
| 26-Jun-24 | 87.62 | 92.15 | 92.34 | 90.76 |
| 25-Jun-24 | 87.62 | 92.15 | 92.34 | 90.76 |
| 24-Jun-24 | 87.62 | 92.15 | 92.34 | 90.76 |
| 23-Jun-24 | 87.62 | 92.15 | 92.34 | 90.76 |
| 22-Jun-24 | 87.62 | 92.15 | 92.34 | 90.76 |
| 21-Jun-24 | 87.62 | 92.15 | 92.34 | 90.76 |
| 20-Jun-24 | 87.62 | 92.15 | 92.34 | 90.76 |
| 19-Jun-24 | 87.62 | 92.15 | 92.34 | 90.76 |
| 18-Jun-24 | 87.62 | 92.15 | 92.34 | 90.76 |
| 17-Jun-24 | 87.62 | 92.15 | 92.34 | 90.76 |
| 16-Jun-24 | 87.62 | 92.15 | 92.34 | 90.76 |
| 15-Jun-24 | 87.62 | 92.15 | 92.34 | 90.76 |
| 14-Jun-24 | 87.62 | 92.15 | 92.34 | 90.76 |
| 13-Jun-24 | 87.62 | 92.15 | 92.34 | 90.76 |
| 12-Jun-24 | 87.62 | 92.15 | 92.34 | 90.76 |
| 11-Jun-24 | 87.62 | 92.15 | 92.34 | 90.76 |
| 10-Jun-24 | 87.62 | 92.15 | 92.34 | 90.76 |
| 9-Jun-24 | 87.62 | 92.15 | 92.34 | 90.76 |
| 8-Jun-24 | 87.62 | 92.15 | 92.34 | 90.76 |
| 7-Jun-24 | 87.62 | 92.15 | 92.34 | 90.76 |
| 6-Jun-24 | 87.62 | 92.15 | 92.34 | 90.76 |
| 5-Jun-24 | 87.62 | 92.15 | 92.34 | 90.76 |
| 4-Jun-24 | 87.62 | 92.15 | 92.34 | 90.76 |
| 3-Jun-24 | 87.62 | 92.15 | 92.34 | 90.76 |
| 2-Jun-24 | 87.62 | 92.15 | 92.34 | 90.76 |
| 1-Jun-24 | 87.62 | 92.15 | 92.34 | 90.76 |
| 31-May-24 | 87.62 | 92.15 | 92.34 | 90.76 |
| 30-May-24 | 87.62 | 92.15 | 92.34 | 90.76 |
| 29-May-24 | 87.62 | 92.15 | 92.34 | 90.76 |
| 28-May-24 | 87.62 | 92.15 | 92.34 | 90.76 |
| 27-May-24 | 87.62 | 92.15 | 92.34 | 90.76 |
| 26-May-24 | 87.62 | 92.15 | 92.34 | 90.76 |
| 25-May-24 | 87.62 | 92.15 | 92.34 | 90.76 |
| 24-May-24 | 87.62 | 92.15 | 92.34 | 90.76 |
| 23-May-24 | 87.62 | 92.15 | 92.34 | 90.76 |
| 22-May-24 | 87.62 | 92.15 | 92.34 | 90.76 |
| 21-May-24 | 87.62 | 92.15 | 92.34 | 90.76 |
| 20-May-24 | 87.62 | 92.15 | 92.34 | 90.76 |
| 19-May-24 | 87.62 | 92.15 | 92.34 | 90.76 |
| 18-May-24 | 87.62 | 92.15 | 92.34 | 90.76 |
| 17-May-24 | 87.62 | 92.15 | 92.34 | 90.76 |
| 16-May-24 | 87.62 | 92.15 | 92.34 | 90.76 |
| 15-May-24 | 87.62 | 92.15 | 92.34 | 90.76 |
| 14-May-24 | 87.62 | 92.15 | 92.34 | 90.76 |
| 13-May-24 | 87.62 | 92.15 | 92.34 | 90.76 |
| 12-May-24 | 87.62 | 92.15 | 92.34 | 90.76 |
| 11-May-24 | 87.62 | 92.15 | 92.34 | 90.76 |
| 10-May-24 | 87.62 | 92.15 | 92.34 | 90.76 |
| 9-May-24 | 87.62 | 92.15 | 92.34 | 90.76 |
| 8-May-24 | 87.62 | 92.15 | 92.34 | 90.76 |
| 7-May-24 | 87.62 | 92.15 | 92.34 | 90.76 |
| 6-May-24 | 87.62 | 92.15 | 92.34 | 90.76 |
| 5-May-24 | 87.62 | 92.15 | 92.34 | |



Retail Selling Price of Petrol

Retail Selling Price of Diesel

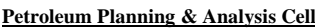
| | Delhi | Mumbai | Chennai | Kolkata |
|------------------|-------------|--------|---------|---------|
| Date of Revision | (Rs./Litre) | | | |
| 20-Apr-24 | 87.62 | 92.15 | 92.34 | 90.76 |
| 19-Apr-24 | 87.62 | 92.15 | 92.34 | 90.76 |
| 18-Apr-24 | 87.62 | 92.15 | 92.34 | 90.76 |
| 17-Apr-24 | 87.62 | 92.15 | 92.34 | 90.76 |
| 16-Apr-24 | 87.62 | 92.15 | 92.34 | 90.76 |
| 15-Apr-24 | 87.62 | 92.15 | 92.34 | 90.76 |
| 14-Apr-24 | 87.62 | 92.15 | 92.34 | 90.76 |
| 13-Apr-24 | 87.62 | 92.15 | 92.34 | 90.76 |
| 12-Apr-24 | 87.62 | 92.15 | 92.34 | 90.76 |
| 11-Apr-24 | 87.62 | 92.15 | 92.34 | 90.76 |
| 10-Apr-24 | 87.62 | 92.15 | 92.34 | 90.76 |
| 9-Apr-24 | 87.62 | 92.15 | 92.34 | 90.76 |
| 8-Apr-24 | 87.62 | 92.15 | 92.34 | 90.76 |
| 7-Apr-24 | 87.62 | 92.15 | 92.34 | 90.76 |
| 6-Apr-24 | 87.62 | 92.15 | 92.34 | 90.76 |
| 5-Apr-24 | 87.62 | 92.15 | 92.34 | 90.76 |
| 4-Apr-24 | 87.62 | 92.15 | 92.34 | 90.76 |
| 3-Apr-24 | 87.62 | 92.15 | 92.34 | 90.76 |
| 2-Apr-24 | 87.62 | 92.15 | 92.34 | 90.76 |
| 1-Apr-24 | 87.62 | 92.15 | 92.34 | 90.76 |
| 31-Mar-24 | 87.62 | 92.15 | 92.34 | 90.76 |
| 30-Mar-24 | 87.62 | 92.15 | 92.34 | 90.76 |
| 29-Mar-24 | 87.62 | 92.15 | 92.34 | 90.76 |
| 28-Mar-24 | 87.62 | 92.15 | 92.34 | 90.76 |
| 27-Mar-24 | 87.62 | 92.15 | 92.34 | 90.76 |
| 26-Mar-24 | 87.62 | 92.15 | 92.34 | 90.76 |
| 25-Mar-24 | 87.62 | 92.15 | 92.34 | 90.76 |
| 24-Mar-24 | 87.62 | 92.15 | 92.34 | 90.76 |
| 23-Mar-24 | 87.62 | 92.15 | 92.34 | 90.76 |
| 22-Mar-24 | 87.62 | 92.15 | 92.34 | 90.76 |
| 21-Mar-24 | 87.62 | 92.15 | 92.34 | 90.76 |
| 20-Mar-24 | 87.62 | 92.15 | 92.34 | 90.76 |
| 19-Mar-24 | 87.62 | 92.15 | 92.34 | 90.76 |
| 18-Mar-24 | 87.62 | 92.15 | 92.34 | 90.76 |
| 17-Mar-24 | 87.62 | 92.15 | 92.34 | 90.76 |
| 16-Mar-24 | 87.62 | 92.15 | 92.34 | 90.76 |
| 15-Mar-24 | 87.62 | 92.15 | 92.34 | 90.76 |
| 14-Mar-24 | 89.62 | 94.27 | 94.24 | 92.76 |
| 13-Mar-24 | 89.62 | 94.27 | 94.24 | 92.76 |
| 12-Mar-24 | 89.62 | 94.27 | 94.24 | 92.76 |
| 11-Mar-24 | 89.62 | 94.27 | 94.24 | 92.76 |
| 10-Mar-24 | 89.62 | 94.27 | 94.24 | 92.76 |
| 9-Mar-24 | 89.62 | 94.27 | 94.24 | 92.76 |
| 8-Mar-24 | 89.62 | 94.27 | 94.24 | 92.76 |
| 7-Mar-24 | 89.62 | 94.27 | 94.24 | 92.76 |
| 6-Mar-24 | 89.62 | 94.27 | 94.24 | 92.76 |
| 5-Mar-24 | 89.62 | 94.27 | 94.24 | 92.76 |
| 4-Mar-24 | 89.62 | 94.27 | 94.24 | 92.76 |
| 3-Mar-24 | 89.62 | 94.27 | 94.24 | 92.76 |
| 2-Mar-24 | 89.62 | 94.27 | 94.24 | 92.76 |
| 1-Mar-24 | 89.62 | 94.27 | 94.24 | 92.76 |
| 29-Feb-24 | 89.62 | 94.27 | 94.24 | 92.76 |
| 28-Feb-24 | 89.62 | 94.27 | 94.24 | 92.76 |
| 27-Feb-24 | 89.62 | 94.27 | 94.24 | 92.76 |
| 26-Feb-24 | 89.62 | 94.27 | 94.24 | 92.76 |
| 25-Feb-24 | 89.62 | 94.27 | 94.24 | 92.76 |
| 24-Feb-24 | 89.62 | 94.27 | 94.24 | 92.76 |
| 23-Feb-24 | 89.62 | 94.27 | 94.24 | 92.76 |
| 22-Feb-24 | 89.62 | 94.27 | 94.24 | 92.76 |
| 21-Feb-24 | 89.62 | 94.27 | 94.24 | 92.76 |
| 20-Feb-24 | 89.62 | 94.27 | 94.24 | 92.76 |
| 19-Feb-24 | 89.62 | 94.27 | 94.24 | 92.76 |
| 18-Feb-24 | 89.62 | 94.27 | 94.24 | 92.76 |
| 17-Feb-24 | 89.62 | 94.27 | 94.24 | 92.76 |
| 16-Feb-24 | 89.62 | 94.27 | 94.24 | 92.76 |
| 15-Feb-24 | 89.62 | 94.27 | 94.24 | 92.76 |
| 14-Feb-24 | 89.62 | 94.27 | 94.24 | 92.76 |
| 13-Feb-24 | 89.62 | 94.27 | 94.24 | 92.76 |
| 12-Feb-24 | 89.62 | 94.27 | 94.24 | 92.76 |
| 11-Feb-24 | 89.62 | 94.27 | 94.24 | 92.76 |
| 10-Feb-24 | 89.62 | 94.27 | 94.24 | 92.76 |
| 9-Feb-24 | 89.62 | 94.27 | 94.24 | 92.76 |
| 8-Feb-24 | 89.62 | 94.27 | 94.24 | 92.76 |
| 7-Feb-24 | 89.62 | 94.27 | 94.24 | 92.76 |
| 6-Feb-24 | 89.62 | 94.27 | 94.24 | 92.76 |
| 5-Feb-24 | 89.62 | 94.27 | 94.24 | 92.76 |
| 4-Feb-24 | 89.62 | 94.27 | 94.24 | 92.76 |
| 3-Feb-24 | 89.62 | 94.27 | 94.24 | 92.76 |
| 2-Feb-24 | 89.62 | 94.27 | 94.24 | 92.76 |
| 1-Feb-24 | 89.62 | 94.27 | 94.24 | 92.76 |
| 31-Jan-24 | 89.62 | 94.27 | 94.24 | 92.76 |
| 30-Jan-24 | 89.62 | 94.27 | 94.24 | 92.76 |
| 29-Jan-24 | 89.62 | 94.27 | 94.24 | 92.76 |
| 28-Jan-24 | 89.62 | 94.27 | 94.24 | 92.76 |
| 27-Jan-24 | 89.62 | 94.27 | 94.24 | 92.76 |
| 26-Jan-24 | 89.62 | 94.27 | 94.24 | 92.76 |
| 25-Jan-24 | 89.62 | 94.27 | 94.24 | 92.76 |
| 24-Jan-24 | 89.62 | 94.27 | 94.24 | 92.76 |



Retail Selling Price of Petrol

Retail Selling Price of Diesel

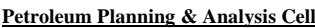
| | Delhi | Mumbai | Chennai | Kolkata |
|------------------|-------------|--------|---------|---------|
| Date of Revision | (Rs./Litre) | | | |
| 23-Jan-24 | 89.62 | 94.27 | 94.24 | 92.76 |
| 22-Jan-24 | 89.62 | 94.27 | 94.24 | 92.76 |
| 21-Jan-24 | 89.62 | 94.27 | 94.24 | 92.76 |
| 20-Jan-24 | 89.62 | 94.27 | 94.24 | 92.76 |
| 19-Jan-24 | 89.62 | 94.27 | 94.24 | 92.76 |
| 18-Jan-24 | 89.62 | 94.27 | 94.24 | 92.76 |
| 17-Jan-24 | 89.62 | 94.27 | 94.24 | 92.76 |
| 16-Jan-24 | 89.62 | 94.27 | 94.24 | 92.76 |
| 15-Jan-24 | 89.62 | 94.27 | 94.24 | 92.76 |
| 14-Jan-24 | 89.62 | 94.27 | 94.24 | 92.76 |
| 13-Jan-24 | 89.62 | 94.27 | 94.24 | 92.76 |
| 12-Jan-24 | 89.62 | 94.27 | 94.24 | 92.76 |
| 11-Jan-24 | 89.62 | 94.27 | 94.24 | 92.76 |
| 10-Jan-24 | 89.62 | 94.27 | 94.24 | 92.76 |
| 9-Jan-24 | 89.62 | 94.27 | 94.24 | 92.76 |
| 8-Jan-24 | 89.62 | 94.27 | 94.24 | 92.76 |
| 7-Jan-24 | 89.62 | 94.27 | 94.24 | 92.76 |
| 6-Jan-24 | 89.62 | 94.27 | 94.24 | 92.76 |
| 5-Jan-24 | 89.62 | 94.27 | 94.24 | 92.76 |
| 4-Jan-24 | 89.62 | 94.27 | 94.24 | 92.76 |
| 3-Jan-24 | 89.62 | 94.27 | 94.24 | 92.76 |
| 2-Jan-24 | 89.62 | 94.27 | 94.24 | 92.76 |
| 1-Jan-24 | 89.62 | 94.27 | 94.24 | 92.76 |
| 31-Dec-23 | 89.62 | 94.27 | 94.24 | 92.76 |
| 30-Dec-23 | 89.62 | 94.27 | 94.24 | 92.76 |
| 29-Dec-23 | 89.62 | 94.27 | 94.24 | 92.76 |
| 28-Dec-23 | 89.62 | 94.27 | 94.24 | 92.76 |
| 27-Dec-23 | 89.62 | 94.27 | 94.24 | 92.76 |
| 26-Dec-23 | 89.62 | 94.27 | 94.24 | 92.76 |
| 25-Dec-23 | 89.62 | 94.27 | 94.24 | 92.76 |
| 24-Dec-23 | 89.62 | 94.27 | 94.24 | 92.76 |
| 23-Dec-23 | 89.62 | 94.27 | 94.24 | 92.76 |
| 22-Dec-23 | 89.62 | 94.27 | 94.24 | 92.76 |
| 21-Dec-23 | 89.62 | 94.27 | 94.24 | 92.76 |
| 20-Dec-23 | 89.62 | 94.27 | 94.24 | 92.76 |
| 19-Dec-23 | 89.62 | 94.27 | 94.24 | 92.76 |
| 18-Dec-23 | 89.62 | 94.27 | 94.24 | 92.76 |
| 17-Dec-23 | 89.62 | 94.27 | 94.24 | 92.76 |
| 16-Dec-23 | 89.62 | 94.27 | 94.24 | 92.76 |
| 15-Dec-23 | 89.62 | 94.27 | 94.24 | 92.76 |
| 14-Dec-23 | 89.62 | 94.27 | 94.24 | 92.76 |
| 13-Dec-23 | 89.62 | 94.27 | 94.24 | 92.76 |
| 12-Dec-23 | 89.62 | 94.27 | 94.24 | 92.76 |
| 11-Dec-23 | 89.62 | 94.27 | 94.24 | 92.76 |
| 10-Dec-23 | 89.62 | 94.27 | 94.24 | 92.76 |
| 9-Dec-23 | 89.62 | 94.27 | 94.24 | 92.76 |
| 8-Dec-23 | 89.62 | 94.27 | 94.24 | 92.76 |
| 7-Dec-23 | 89.62 | 94.27 | 94.24 | 92.76 |
| 6-Dec-23 | 89.62 | 94.27 | 94.24 | 92.76 |
| 5-Dec-23 | 89.62 | 94.27 | 94.24 | 92.76 |
| 4-Dec-23 | 89.62 | 94.27 | 94.24 | 92.76 |
| 3-Dec-23 | 89.62 | 94.27 | 94.24 | 92.76 |
| 2-Dec-23 | 89.62 | 94.27 | 94.24 | 92.76 |
| 1-Dec-23 | 89.62 | 94.27 | 94.24 | 92.76 |
| 30-Nov-23 | 89.62 | 94.27 | 94.24 | 92.76 |
| 29-Nov-23 | 89.62 | 94.27 | 94.24 | 92.76 |
| 28-Nov-23 | 89.62 | 94.27 | 94.24 | 92.76 |
| 27-Nov-23 | 89.62 | 94.27 | 94.24 | 92.76 |
| 26-Nov-23 | 89.62 | 94.27 | 94.24 | 92.76 |
| 25-Nov-23 | 89.62 | 94.27 | 94.24 | 92.76 |
| 24-Nov-23 | 89.62 | 94.27 | 94.24 | 92.76 |
| 23-Nov-23 | 89.62 | 94.27 | 94.24 | 92.76 |
| 22-Nov-23 | 89.62 | 94.27 | 94.24 | 92.76 |
| 21-Nov-23 | 89.62 | 94.27 | 94.24 | 92.76 |
| 20-Nov-23 | 89.62 | 94.27 | 94.24 | 92.76 |
| 19-Nov-23 | 89.62 | 94.27 | 94.24 | 92.76 |
| 18-Nov-23 | 89.62 | 94.27 | 94.24 | 92.76 |
| 17-Nov-23 | 89.62 | 94.27 | 94.24 | 92.76 |
| 16-Nov-23 | 89.62 | 94.27 | 94.24 | 92.76 |
| 15-Nov-23 | 89.62 | 94.27 | 94.24 | 92.76 |
| 14-Nov-23 | 89.62 | 94.27 | 94.24 | 92.76 |
| 13-Nov-23 | 89.62 | 94.27 | 94.24 | 92.76 |
| 12-Nov-23 | 89.62 | 94.27 | 94.24 | 92.76 |
| 11-Nov-23 | 89.62 | 94.27 | 94.24 | 92.76 |
| 10-Nov-23 | 89.62 | 94.27 | 94.24 | 92.76 |
| 9-Nov-23 | 89.62 | 94.27 | 94.24 | 92.76 |
| 8-Nov-23 | 89.62 | 94.27 | 94.24 | 92.76 |
| 7-Nov-23 | 89.62 | 94.27 | 94.24 | 92.76 |
| 6-Nov-23 | 89.62 | 94.27 | 94.24 | 92.76 |
| 5-Nov-23 | 89.62 | 94.27 | 94.24 | 92.76 |
| 4-Nov-23 | 89.62 | 94.27 | 94.24 | 92.76 |
| 3-Nov-23 | 89.62 | 94.27 | 94.24 | 92.76 |
| 2-Nov-23 | 89.62 | 94.27 | 94.24 | 92.76 |
| 1-Nov-23 | 89.62 | 94.27 | 94.24 | 92.76 |
| 31-Oct-23 | 89.62 | 94.27 | 94.24 | 92.76 |
| 30-Oct-23 | 89.62 | 94.27 | 94.24 | 92.76 |
| 29-Oct-23 | 89.62 | 94.27 | 94.24 | 92.76 |
| 28-Oct-23 | 89.62 | 94.27 | 94.24 | 92.76 |



Retail Selling Price of Petrol

Retail Selling Price of Diesel

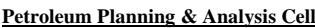
| | Delhi | Mumbai | Chennai | Kolkata |
|------------------|-------------|--------|---------|---------|
| Date of Revision | (Rs./Litre) | | | |
| 27-Oct-23 | 89.62 | 94.27 | 94.24 | 92.76 |
| 26-Oct-23 | 89.62 | 94.27 | 94.24 | 92.76 |
| 25-Oct-23 | 89.62 | 94.27 | 94.24 | 92.76 |
| 24-Oct-23 | 89.62 | 94.27 | 94.24 | 92.76 |
| 23-Oct-23 | 89.62 | 94.27 | 94.24 | 92.76 |
| 22-Oct-23 | 89.62 | 94.27 | 94.24 | 92.76 |
| 21-Oct-23 | 89.62 | 94.27 | 94.24 | 92.76 |
| 20-Oct-23 | 89.62 | 94.27 | 94.24 | 92.76 |
| 19-Oct-23 | 89.62 | 94.27 | 94.24 | 92.76 |
| 18-Oct-23 | 89.62 | 94.27 | 94.24 | 92.76 |
| 17-Oct-23 | 89.62 | 94.27 | 94.24 | 92.76 |
| 16-Oct-23 | 89.62 | 94.27 | 94.24 | 92.76 |
| 15-Oct-23 | 89.62 | 94.27 | 94.24 | 92.76 |
| 14-Oct-23 | 89.62 | 94.27 | 94.24 | 92.76 |
| 13-Oct-23 | 89.62 | 94.27 | 94.24 | 92.76 |
| 12-Oct-23 | 89.62 | 94.27 | 94.24 | 92.76 |
| 11-Oct-23 | 89.62 | 94.27 | 94.24 | 92.76 |
| 10-Oct-23 | 89.62 | 94.27 | 94.24 | 92.76 |
| 9-Oct-23 | 89.62 | 94.27 | 94.24 | 92.76 |
| 8-Oct-23 | 89.62 | 94.27 | 94.24 | 92.76 |
| 7-Oct-23 | 89.62 | 94.27 | 94.24 | 92.76 |
| 6-Oct-23 | 89.62 | 94.27 | 94.24 | 92.76 |
| 5-Oct-23 | 89.62 | 94.27 | 94.24 | 92.76 |
| 4-Oct-23 | 89.62 | 94.27 | 94.24 | 92.76 |
| 3-Oct-23 | 89.62 | 94.27 | 94.24 | 92.76 |
| 2-Oct-23 | 89.62 | 94.27 | 94.24 | 92.76 |
| 1-Oct-23 | 89.62 | 94.27 | 94.24 | 92.76 |
| 30-Sep-23 | 89.62 | 94.27 | 94.24 | 92.76 |
| 29-Sep-23 | 89.62 | 94.27 | 94.24 | 92.76 |
| 28-Sep-23 | 89.62 | 94.27 | 94.24 | 92.76 |
| 27-Sep-23 | 89.62 | 94.27 | 94.24 | 92.76 |
| 26-Sep-23 | 89.62 | 94.27 | 94.24 | 92.76 |
| 25-Sep-23 | 89.62 | 94.27 | 94.24 | 92.76 |
| 24-Sep-23 | 89.62 | 94.27 | 94.24 | 92.76 |
| 23-Sep-23 | 89.62 | 94.27 | 94.24 | 92.76 |
| 22-Sep-23 | 89.62 | 94.27 | 94.24 | 92.76 |
| 21-Sep-23 | 89.62 | 94.27 | 94.24 | 92.76 |
| 20-Sep-23 | 89.62 | 94.27 | 94.24 | 92.76 |
| 19-Sep-23 | 89.62 | 94.27 | 94.24 | 92.76 |
| 18-Sep-23 | 89.62 | 94.27 | 94.24 | 92.76 |
| 17-Sep-23 | 89.62 | 94.27 | 94.24 | 92.76 |
| 16-Sep-23 | 89.62 | 94.27 | 94.24 | 92.76 |
| 15-Sep-23 | 89.62 | 94.27 | 94.24 | 92.76 |
| 14-Sep-23 | 89.62 | 94.27 | 94.24 | 92.76 |
| 13-Sep-23 | 89.62 | 94.27 | 94.24 | 92.76 |
| 12-Sep-23 | 89.62 | 94.27 | 94.24 | 92.76 |
| 11-Sep-23 | 89.62 | 94.27 | 94.24 | 92.76 |
| 10-Sep-23 | 89.62 | 94.27 | 94.24 | 92.76 |
| 9-Sep-23 | 89.62 | 94.27 | 94.24 | 92.76 |
| 8-Sep-23 | 89.62 | 94.27 | 94.24 | 92.76 |
| 7-Sep-23 | 89.62 | 94.27 | 94.24 | 92.76 |
| 6-Sep-23 | 89.62 | 94.27 | 94.24 | 92.76 |
| 5-Sep-23 | 89.62 | 94.27 | 94.24 | 92.76 |
| 4-Sep-23 | 89.62 | 94.27 | 94.24 | 92.76 |
| 3-Sep-23 | 89.62 | 94.27 | 94.24 | 92.76 |
| 2-Sep-23 | 89.62 | 94.27 | 94.24 | 92.76 |
| 1-Sep-23 | 89.62 | 94.27 | 94.24 | 92.76 |
| 31-Aug-23 | 89.62 | 94.27 | 94.24 | 92.76 |
| 30-Aug-23 | 89.62 | 94.27 | 94.24 | 92.76 |
| 29-Aug-23 | 89.62 | 94.27 | 94.24 | 92.76 |
| 28-Aug-23 | 89.62 | 94.27 | 94.24 | 92.76 |
| 27-Aug-23 | 89.62 | 94.27 | 94.24 | 92.76 |
| 26-Aug-23 | 89.62 | 94.27 | 94.24 | 92.76 |
| 25-Aug-23 | 89.62 | 94.27 | 94.24 | 92.76 |
| 24-Aug-23 | 89.62 | 94.27 | 94.24 | 92.76 |
| 23-Aug-23 | 89.62 | 94.27 | 94.24 | 92.76 |
| 22-Aug-23 | 89.62 | 94.27 | 94.24 | 92.76 |
| 21-Aug-23 | 89.62 | 94.27 | 94.24 | 92.76 |
| 20-Aug-23 | 89.62 | 94.27 | 94.24 | 92.76 |
| 19-Aug-23 | 89.62 | 94.27 | 94.24 | 92.76 |
| 18-Aug-23 | 89.62 | 94.27 | 94.24 | 92.76 |
| 17-Aug-23 | 89.62 | 94.27 | 94.24 | 92.76 |
| 16-Aug-23 | 89.62 | 94.27 | 94.24 | 92.76 |
| 15-Aug-23 | 89.62 | 94.27 | 94.24 | 92.76 |
| 14-Aug-23 | 89.62 | 94.27 | 94.24 | 92.76 |
| 13-Aug-23 | 89.62 | 94.27 | 94.24 | 92.76 |
| 12-Aug-23 | 89.62 | 94.27 | 94.24 | 92.76 |
| 11-Aug-23 | 89.62 | 94.27 | 94.24 | 92.76 |
| 10-Aug-23 | 89.62 | 94.27 | 94.24 | 92.76 |
| 9-Aug-23 | 89.62 | 94.27 | 94.24 | 92.76 |
| 8-Aug-23 | 89.62 | 94.27 | 94.24 | 92.76 |
| 7-Aug-23 | 89.62 | 94.27 | 94.24 | 92.76 |
| 6-Aug-23 | 89.62 | 94.27 | 94.24 | 92.76 |
| 5-Aug-23 | 89.62 | 94.27 | 94.24 | 92.76 |
| 4-Aug-23 | 89.62 | 94.27 | 94.24 | 92.76 |
| 3-Aug-23 | 89.62 | 94.27 | 94.24 | 92.76 |
| 2-Aug-23 | 89.62 | 94.27 | 94.24 | 92.76 |
| 1-Aug-23 | 89.62 | 94.27 | 94.24 | 92.76 |



Retail Selling Price of Petrol

Retail Selling Price of Diesel

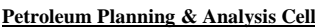
| | Delhi | Mumbai | Chennai | Kolkata |
|------------------|-------------|--------|---------|---------|
| Date of Revision | (Rs./Litre) | | | |
| 31-Jul-23 | 89.62 | 94.27 | 94.24 | 92.76 |
| 30-Jul-23 | 89.62 | 94.27 | 94.24 | 92.76 |
| 29-Jul-23 | 89.62 | 94.27 | 94.24 | 92.76 |
| 28-Jul-23 | 89.62 | 94.27 | 94.24 | 92.76 |
| 27-Jul-23 | 89.62 | 94.27 | 94.24 | 92.76 |
| 26-Jul-23 | 89.62 | 94.27 | 94.24 | 92.76 |
| 25-Jul-23 | 89.62 | 94.27 | 94.24 | 92.76 |
| 24-Jul-23 | 89.62 | 94.27 | 94.24 | 92.76 |
| 23-Jul-23 | 89.62 | 94.27 | 94.24 | 92.76 |
| 22-Jul-23 | 89.62 | 94.27 | 94.24 | 92.76 |
| 21-Jul-23 | 89.62 | 94.27 | 94.24 | 92.76 |
| 20-Jul-23 | 89.62 | 94.27 | 94.24 | 92.76 |
| 19-Jul-23 | 89.62 | 94.27 | 94.24 | 92.76 |
| 18-Jul-23 | 89.62 | 94.27 | 94.24 | 92.76 |
| 17-Jul-23 | 89.62 | 94.27 | 94.24 | 92.76 |
| 16-Jul-23 | 89.62 | 94.27 | 94.24 | 92.76 |
| 15-Jul-23 | 89.62 | 94.27 | 94.24 | 92.76 |
| 14-Jul-23 | 89.62 | 94.27 | 94.24 | 92.76 |
| 13-Jul-23 | 89.62 | 94.27 | 94.24 | 92.76 |
| 12-Jul-23 | 89.62 | 94.27 | 94.24 | 92.76 |
| 11-Jul-23 | 89.62 | 94.27 | 94.24 | 92.76 |
| 10-Jul-23 | 89.62 | 94.27 | 94.24 | 92.76 |
| 9-Jul-23 | 89.62 | 94.27 | 94.24 | 92.76 |
| 8-Jul-23 | 89.62 | 94.27 | 94.24 | 92.76 |
| 7-Jul-23 | 89.62 | 94.27 | 94.24 | 92.76 |
| 6-Jul-23 | 89.62 | 94.27 | 94.24 | 92.76 |
| 5-Jul-23 | 89.62 | 94.27 | 94.24 | 92.76 |
| 4-Jul-23 | 89.62 | 94.27 | 94.24 | 92.76 |
| 3-Jul-23 | 89.62 | 94.27 | 94.24 | 92.76 |
| 2-Jul-23 | 89.62 | 94.27 | 94.24 | 92.76 |
| 1-Jul-23 | 89.62 | 94.27 | 94.24 | 92.76 |
| 30-Jun-23 | 89.62 | 94.27 | 94.24 | 92.76 |
| 29-Jun-23 | 89.62 | 94.27 | 94.24 | 92.76 |
| 28-Jun-23 | 89.62 | 94.27 | 94.24 | 92.76 |
| 27-Jun-23 | 89.62 | 94.27 | 94.24 | 92.76 |
| 26-Jun-23 | 89.62 | 94.27 | 94.24 | 92.76 |
| 25-Jun-23 | 89.62 | 94.27 | 94.24 | 92.76 |
| 24-Jun-23 | 89.62 | 94.27 | 94.24 | 92.76 |
| 23-Jun-23 | 89.62 | 94.27 | 94.24 | 92.76 |
| 22-Jun-23 | 89.62 | 94.27 | 94.24 | 92.76 |
| 21-Jun-23 | 89.62 | 94.27 | 94.24 | 92.76 |
| 20-Jun-23 | 89.62 | 94.27 | 94.24 | 92.76 |
| 19-Jun-23 | 89.62 | 94.27 | 94.24 | 92.76 |
| 18-Jun-23 | 89.62 | 94.27 | 94.24 | 92.76 |
| 17-Jun-23 | 89.62 | 94.27 | 94.24 | 92.76 |
| 16-Jun-23 | 89.62 | 94.27 | 94.24 | 92.76 |
| 15-Jun-23 | 89.62 | 94.27 | 94.24 | 92.76 |
| 14-Jun-23 | 89.62 | 94.27 | 94.24 | 92.76 |
| 13-Jun-23 | 89.62 | 94.27 | 94.24 | 92.76 |
| 12-Jun-23 | 89.62 | 94.27 | 94.24 | 92.76 |
| 11-Jun-23 | 89.62 | 94.27 | 94.24 | 92.76 |
| 10-Jun-23 | 89.62 | 94.27 | 94.24 | 92.76 |
| 9-Jun-23 | 89.62 | 94.27 | 94.24 | 92.76 |
| 8-Jun-23 | 89.62 | 94.27 | 94.24 | 92.76 |
| 7-Jun-23 | 89.62 | 94.27 | 94.24 | 92.76 |
| 6-Jun-23 | 89.62 | 94.27 | 94.24 | 92.76 |
| 5-Jun-23 | 89.62 | 94.27 | 94.24 | 92.76 |
| 4-Jun-23 | 89.62 | 94.27 | 94.24 | 92.76 |
| 3-Jun-23 | 89.62 | 94.27 | 94.24 | 92.76 |
| 2-Jun-23 | 89.62 | 94.27 | 94.24 | 92.76 |
| 1-Jun-23 | 89.62 | 94.27 | 94.24 | 92.76 |
| 31-May-23 | 89.62 | 94.27 | 94.24 | 92.76 |
| 30-May-23 | 89.62 | 94.27 | 94.24 | 92.76 |
| 29-May-23 | 89.62 | 94.27 | 94.24 | 92.76 |
| 28-May-23 | 89.62 | 94.27 | 94.24 | 92.76 |
| 27-May-23 | 89.62 | 94.27 | 94.24 | 92.76 |
| 26-May-23 | 89.62 | 94.27 | 94.24 | 92.76 |
| 25-May-23 | 89.62 | 94.27 | 94.24 | 92.76 |
| 24-May-23 | 89.62 | 94.27 | 94.24 | 92.76 |
| 23-May-23 | 89.62 | 94.27 | 94.24 | 92.76 |
| 22-May-23 | 89.62 | 94.27 | 94.24 | 92.76 |
| 21-May-23 | 89.62 | 94.27 | 94.24 | 92.76 |
| 20-May-23 | 89.62 | 94.27 | 94.24 | 92.76 |
| 19-May-23 | 89.62 | 94.27 | 94.24 | 92.76 |
| 18-May-23 | 89.62 | 94.27 | 94.24 | 92.76 |
| 17-May-23 | 89.62 | 94.27 | 94.24 | 92.76 |
| 16-May-23 | 89.62 | 94.27 | 94.24 | 92.76 |
| 15-May-23 | 89.62 | 94.27 | 94.24 | 92.76 |
| 14-May-23 | 89.62 | 94.27 | 94.24 | 92.76 |
| 13-May-23 | 89.62 | 94.27 | 94.24 | 92.76 |
| 12-May-23 | 89.62 | 94.27 | 94.24 | 92.76 |
| 11-May-23 | 89.62 | 94.27 | 94.24 | 92.76 |
| 10-May-23 | 89.62 | 94.27 | 94.24 | 92.76 |
| 9-May-23 | 89.62 | 94.27 | 94.24 | 92.76 |
| 8-May-23 | 89.62 | 94.27 | 94.24 | 92.76 |
| 7-May-23 | 89.62 | 94.27 | 94.24 | 92.76 |
| 6-May-23 | 89.62 | 94.27 | 94.24 | 92.76 |
| 5-May-23 | 89.62 | 94.27 | 94.24 | 92.76 |



Retail Selling Price of Petrol

Retail Selling Price of Diesel

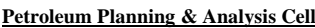
| | Delhi | Mumbai | Chennai | Kolkata |
|------------------|-------------|--------|---------|---------|
| Date of Revision | (Rs./Litre) | | | |
| 4-May-23 | 89.62 | 94.27 | 94.24 | 92.76 |
| 3-May-23 | 89.62 | 94.27 | 94.24 | 92.76 |
| 2-May-23 | 89.62 | 94.27 | 94.24 | 92.76 |
| 1-May-23 | 89.62 | 94.27 | 94.24 | 92.76 |
| 30-Apr-23 | 89.62 | 94.27 | 94.24 | 92.76 |
| 29-Apr-23 | 89.62 | 94.27 | 94.24 | 92.76 |
| 28-Apr-23 | 89.62 | 94.27 | 94.24 | 92.76 |
| 27-Apr-23 | 89.62 | 94.27 | 94.24 | 92.76 |
| 26-Apr-23 | 89.62 | 94.27 | 94.24 | 92.76 |
| 25-Apr-23 | 89.62 | 94.27 | 94.24 | 92.76 |
| 24-Apr-23 | 89.62 | 94.27 | 94.24 | 92.76 |
| 23-Apr-23 | 89.62 | 94.27 | 94.24 | 92.76 |
| 22-Apr-23 | 89.62 | 94.27 | 94.24 | 92.76 |
| 21-Apr-23 | 89.62 | 94.27 | 94.24 | 92.76 |
| 20-Apr-23 | 89.62 | 94.27 | 94.24 | 92.76 |
| 19-Apr-23 | 89.62 | 94.27 | 94.24 | 92.76 |
| 18-Apr-23 | 89.62 | 94.27 | 94.24 | 92.76 |
| 17-Apr-23 | 89.62 | 94.27 | 94.24 | 92.76 |
| 16-Apr-23 | 89.62 | 94.27 | 94.24 | 92.76 |
| 15-Apr-23 | 89.62 | 94.27 | 94.24 | 92.76 |
| 14-Apr-23 | 89.62 | 94.27 | 94.24 | 92.76 |
| 13-Apr-23 | 89.62 | 94.27 | 94.24 | 92.76 |
| 12-Apr-23 | 89.62 | 94.27 | 94.24 | 92.76 |
| 11-Apr-23 | 89.62 | 94.27 | 94.24 | 92.76 |
| 10-Apr-23 | 89.62 | 94.27 | 94.24 | 92.76 |
| 9-Apr-23 | 89.62 | 94.27 | 94.24 | 92.76 |
| 8-Apr-23 | 89.62 | 94.27 | 94.24 | 92.76 |
| 7-Apr-23 | 89.62 | 94.27 | 94.24 | 92.76 |
| 6-Apr-23 | 89.62 | 94.27 | 94.24 | 92.76 |
| 5-Apr-23 | 89.62 | 94.27 | 94.24 | 92.76 |
| 4-Apr-23 | 89.62 | 94.27 | 94.24 | 92.76 |
| 3-Apr-23 | 89.62 | 94.27 | 94.24 | 92.76 |
| 2-Apr-23 | 89.62 | 94.27 | 94.24 | 92.76 |
| 1-Apr-23 | 89.62 | 94.27 | 94.24 | 92.76 |
| 31-Mar-23 | 89.62 | 94.27 | 94.24 | 92.76 |
| 30-Mar-23 | 89.62 | 94.27 | 94.24 | 92.76 |
| 29-Mar-23 | 89.62 | 94.27 | 94.24 | 92.76 |
| 28-Mar-23 | 89.62 | 94.27 | 94.24 | 92.76 |
| 27-Mar-23 | 89.62 | 94.27 | 94.24 | 92.76 |
| 26-Mar-23 | 89.62 | 94.27 | 94.24 | 92.76 |
| 25-Mar-23 | 89.62 | 94.27 | 94.24 | 92.76 |
| 24-Mar-23 | 89.62 | 94.27 | 94.24 | 92.76 |
| 23-Mar-23 | 89.62 | 94.27 | 94.24 | 92.76 |
| 22-Mar-23 | 89.62 | 94.27 | 94.24 | 92.76 |
| 21-Mar-23 | 89.62 | 94.27 | 94.24 | 92.76 |
| 20-Mar-23 | 89.62 | 94.27 | 94.24 | 92.76 |
| 19-Mar-23 | 89.62 | 94.27 | 94.24 | 92.76 |
| 18-Mar-23 | 89.62 | 94.27 | 94.24 | 92.76 |
| 17-Mar-23 | 89.62 | 94.27 | 94.24 | 92.76 |
| 16-Mar-23 | 89.62 | 94.27 | 94.24 | 92.76 |
| 15-Mar-23 | 89.62 | 94.27 | 94.24 | 92.76 |
| 14-Mar-23 | 89.62 | 94.27 | 94.24 | 92.76 |
| 13-Mar-23 | 89.62 | 94.27 | 94.24 | 92.76 |
| 12-Mar-23 | 89.62 | 94.27 | 94.24 | 92.76 |
| 11-Mar-23 | 89.62 | 94.27 | 94.24 | 92.76 |
| 10-Mar-23 | 89.62 | 94.27 | 94.24 | 92.76 |
| 9-Mar-23 | 89.62 | 94.27 | 94.24 | 92.76 |
| 8-Mar-23 | 89.62 | 94.27 | 94.24 | 92.76 |
| 7-Mar-23 | 89.62 | 94.27 | 94.24 | 92.76 |
| 6-Mar-23 | 89.62 | 94.27 | 94.24 | 92.76 |
| 5-Mar-23 | 89.62 | 94.27 | 94.24 | 92.76 |
| 4-Mar-23 | 89.62 | 94.27 | 94.24 | 92.76 |
| 3-Mar-23 | 89.62 | 94.27 | 94.24 | 92.76 |
| 2-Mar-23 | 89.62 | 94.27 | 94.24 | 92.76 |
| 1-Mar-23 | 89.62 | 94.27 | 94.24 | 92.76 |
| 28-Feb-23 | 89.62 | 94.27 | 94.24 | 92.76 |
| 27-Feb-23 | 89.62 | 94.27 | 94.24 | 92.76 |
| 26-Feb-23 | 89.62 | 94.27 | 94.24 | 92.76 |
| 25-Feb-23 | 89.62 | 94.27 | 94.24 | 92.76 |
| 24-Feb-23 | 89.62 | 94.27 | 94.24 | 92.76 |
| 23-Feb-23 | 89.62 | 94.27 | 94.24 | 92.76 |
| 22-Feb-23 | 89.62 | 94.27 | 94.24 | 92.76 |
| 21-Feb-23 | 89.62 | 94.27 | 94.24 | 92.76 |
| 20-Feb-23 | 89.62 | 94.27 | 94.24 | 92.76 |
| 19-Feb-23 | 89.62 | 94.27 | 94.24 | 92.76 |
| 18-Feb-23 | 89.62 | 94.27 | 94.24 | 92.76 |
| 17-Feb-23 | 89.62 | 94.27 | 94.24 | 92.76 |
| 16-Feb-23 | 89.62 | 94.27 | 94.24 | 92.76 |
| 15-Feb-23 | 89.62 | 94.27 | 94.24 | 92.76 |
| 14-Feb-23 | 89.62 | 94.27 | 94.24 | 92.76 |
| 13-Feb-23 | 89.62 | 94.27 | 94.24 | 92.76 |
| 12-Feb-23 | 89.62 | 94.27 | 94.24 | 92.76 |
| 11-Feb-23 | 89.62 | 94.27 | 94.24 | 92.76 |
| 10-Feb-23 | 89.62 | 94.27 | 94.24 | 92.76 |
| 9-Feb-23 | 89.62 | 94.27 | 94.24 | 92.76 |
| 8-Feb-23 | 89.62 | 94.27 | 94.24 | 92.76 |
| 7-Feb-23 | 89.62 | 94.27 | 94.24 | 92.76 |
| 6-Feb-23 | 89.62 | 94.27 | 94.24 | 92.76 |



Retail Selling Price of Petrol

Retail Selling Price of Diesel

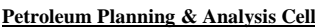
| | Delhi | Mumbai | Chennai | Kolkata |
|------------------|-------------|--------|---------|---------|
| Date of Revision | (Rs./Litre) | | | |
| 5-Feb-23 | 89.62 | 94.27 | 94.24 | 92.76 |
| 4-Feb-23 | 89.62 | 94.27 | 94.24 | 92.76 |
| 3-Feb-23 | 89.62 | 94.27 | 94.24 | 92.76 |
| 2-Feb-23 | 89.62 | 94.27 | 94.24 | 92.76 |
| 1-Feb-23 | 89.62 | 94.27 | 94.24 | 92.76 |
| 31-Jan-23 | 89.62 | 94.27 | 94.24 | 92.76 |
| 30-Jan-23 | 89.62 | 94.27 | 94.24 | 92.76 |
| 29-Jan-23 | 89.62 | 94.27 | 94.24 | 92.76 |
| 28-Jan-23 | 89.62 | 94.27 | 94.24 | 92.76 |
| 27-Jan-23 | 89.62 | 94.27 | 94.24 | 92.76 |
| 26-Jan-23 | 89.62 | 94.27 | 94.24 | 92.76 |
| 25-Jan-23 | 89.62 | 94.27 | 94.24 | 92.76 |
| 24-Jan-23 | 89.62 | 94.27 | 94.24 | 92.76 |
| 23-Jan-23 | 89.62 | 94.27 | 94.24 | 92.76 |
| 22-Jan-23 | 89.62 | 94.27 | 94.24 | 92.76 |
| 21-Jan-23 | 89.62 | 94.27 | 94.24 | 92.76 |
| 20-Jan-23 | 89.62 | 94.27 | 94.24 | 92.76 |
| 19-Jan-23 | 89.62 | 94.27 | 94.24 | 92.76 |
| 18-Jan-23 | 89.62 | 94.27 | 94.24 | 92.76 |
| 17-Jan-23 | 89.62 | 94.27 | 94.24 | 92.76 |
| 16-Jan-23 | 89.62 | 94.27 | 94.24 | 92.76 |
| 15-Jan-23 | 89.62 | 94.27 | 94.24 | 92.76 |
| 14-Jan-23 | 89.62 | 94.27 | 94.24 | 92.76 |
| 13-Jan-23 | 89.62 | 94.27 | 94.24 | 92.76 |
| 12-Jan-23 | 89.62 | 94.27 | 94.24 | 92.76 |
| 11-Jan-23 | 89.62 | 94.27 | 94.24 | 92.76 |
| 10-Jan-23 | 89.62 | 94.27 | 94.24 | 92.76 |
| 9-Jan-23 | 89.62 | 94.27 | 94.24 | 92.76 |
| 8-Jan-23 | 89.62 | 94.27 | 94.24 | 92.76 |
| 7-Jan-23 | 89.62 | 94.27 | 94.24 | 92.76 |
| 6-Jan-23 | 89.62 | 94.27 | 94.24 | 92.76 |
| 5-Jan-23 | 89.62 | 94.27 | 94.24 | 92.76 |
| 4-Jan-23 | 89.62 | 94.27 | 94.24 | 92.76 |
| 3-Jan-23 | 89.62 | 94.27 | 94.24 | 92.76 |
| 2-Jan-23 | 89.62 | 94.27 | 94.24 | 92.76 |
| 1-Jan-23 | 89.62 | 94.27 | 94.24 | 92.76 |
| 31-Dec-22 | 89.62 | 94.27 | 94.24 | 92.76 |
| 30-Dec-22 | 89.62 | 94.27 | 94.24 | 92.76 |
| 29-Dec-22 | 89.62 | 94.27 | 94.24 | 92.76 |
| 28-Dec-22 | 89.62 | 94.27 | 94.24 | 92.76 |
| 27-Dec-22 | 89.62 | 94.27 | 94.24 | 92.76 |
| 26-Dec-22 | 89.62 | 94.27 | 94.24 | 92.76 |
| 25-Dec-22 | 89.62 | 94.27 | 94.24 | 92.76 |
| 24-Dec-22 | 89.62 | 94.27 | 94.24 | 92.76 |
| 23-Dec-22 | 89.62 | 94.27 | 94.24 | 92.76 |
| 22-Dec-22 | 89.62 | 94.27 | 94.24 | 92.76 |
| 21-Dec-22 | 89.62 | 94.27 | 94.24 | 92.76 |
| 20-Dec-22 | 89.62 | 94.27 | 94.24 | 92.76 |
| 19-Dec-22 | 89.62 | 94.27 | 94.24 | 92.76 |
| 18-Dec-22 | 89.62 | 94.27 | 94.24 | 92.76 |
| 17-Dec-22 | 89.62 | 94.27 | 94.24 | 92.76 |
| 16-Dec-22 | 89.62 | 94.27 | 94.24 | 92.76 |
| 15-Dec-22 | 89.62 | 94.27 | 94.24 | 92.76 |
| 14-Dec-22 | 89.62 | 94.27 | 94.24 | 92.76 |
| 13-Dec-22 | 89.62 | 94.27 | 94.24 | 92.76 |
| 12-Dec-22 | 89.62 | 94.27 | 94.24 | 92.76 |
| 11-Dec-22 | 89.62 | 94.27 | 94.24 | 92.76 |
| 10-Dec-22 | 89.62 | 94.27 | 94.24 | 92.76 |
| 9-Dec-22 | 89.62 | 94.27 | 94.24 | 92.76 |
| 8-Dec-22 | 89.62 | 94.27 | 94.24 | 92.76 |
| 7-Dec-22 | 89.62 | 94.27 | 94.24 | 92.76 |
| 6-Dec-22 | 89.62 | 94.27 | 94.24 | 92.76 |
| 5-Dec-22 | 89.62 | 94.27 | 94.24 | 92.76 |
| 4-Dec-22 | 89.62 | 94.27 | 94.24 | 92.76 |
| 3-Dec-22 | 89.62 | 94.27 | 94.24 | 92.76 |
| 2-Dec-22 | 89.62 | 94.27 | 94.24 | 92.76 |
| 1-Dec-22 | 89.62 | 94.27 | 94.24 | 92.76 |
| 30-Nov-22 | 89.62 | 94.27 | 94.24 | 92.76 |
| 29-Nov-22 | 89.62 | 94.27 | 94.24 | 92.76 |
| 28-Nov-22 | 89.62 | 94.27 | 94.24 | 92.76 |
| 27-Nov-22 | 89.62 | 94.27 | 94.24 | 92.76 |
| 26-Nov-22 | 89.62 | 94.27 | 94.24 | 92.76 |
| 25-Nov-22 | 89.62 | 94.27 | 94.24 | 92.76 |
| 24-Nov-22 | 89.62 | 94.27 | 94.24 | 92.76 |
| 23-Nov-22 | 89.62 | 94.27 | 94.24 | 92.76 |
| 22-Nov-22 | 89.62 | 94.27 | 94.24 | 92.76 |
| 21-Nov-22 | 89.62 | 94.27 | 94.24 | 92.76 |
| 20-Nov-22 | 89.62 | 94.27 | 94.24 | 92.76 |
| 19-Nov-22 | 89.62 | 94.27 | 94.24 | 92.76 |
| 18-Nov-22 | 89.62 | 94.27 | 94.24 | 92.76 |
| 17-Nov-22 | 89.62 | 94.27 | 94.24 | 92.76 |
| 16-Nov-22 | 89.62 | 94.27 | 94.24 | 92.76 |
| 15-Nov-22 | 89.62 | 94.27 | 94.24 | 92.76 |
| 14-Nov-22 | 89.62 | 94.27 | 94.24 | 92.76 |
| 13-Nov-22 | 89.62 | 94.27 | 94.24 | 92.76 |
| 12-Nov-22 | 89.62 | 94.27 | 94.24 | 92.76 |
| 11-Nov-22 | 89.62 | 94.27 | 94.24 | 92.76 |
| 10-Nov-22 | 89.62 | 94.27 | 94.24 | 92.76 |



Retail Selling Price of Petrol

Retail Selling Price of Diesel

| | Delhi | Mumbai | Chennai | Kolkata |
|------------------|-------------|--------|---------|---------|
| Date of Revision | (Rs./Litre) | | | |
| 9-Nov-22 | 89.62 | 94.27 | 94.24 | 92.76 |
| 8-Nov-22 | 89.62 | 94.27 | 94.24 | 92.76 |
| 7-Nov-22 | 89.62 | 94.27 | 94.24 | 92.76 |
| 6-Nov-22 | 89.62 | 94.27 | 94.24 | 92.76 |
| 5-Nov-22 | 89.62 | 94.27 | 94.24 | 92.76 |
| 4-Nov-22 | 89.62 | 94.27 | 94.24 | 92.76 |
| 3-Nov-22 | 89.62 | 94.27 | 94.24 | 92.76 |
| 2-Nov-22 | 89.62 | 94.27 | 94.24 | 92.76 |
| 1-Nov-22 | 89.62 | 94.27 | 94.24 | 92.76 |
| 31-Oct-22 | 89.62 | 94.27 | 94.24 | 92.76 |
| 30-Oct-22 | 89.62 | 94.27 | 94.24 | 92.76 |
| 29-Oct-22 | 89.62 | 94.27 | 94.24 | 92.76 |
| 28-Oct-22 | 89.62 | 94.27 | 94.24 | 92.76 |
| 27-Oct-22 | 89.62 | 94.27 | 94.24 | 92.76 |
| 26-Oct-22 | 89.62 | 94.27 | 94.24 | 92.76 |
| 25-Oct-22 | 89.62 | 94.27 | 94.24 | 92.76 |
| 24-Oct-22 | 89.62 | 94.27 | 94.24 | 92.76 |
| 23-Oct-22 | 89.62 | 94.27 | 94.24 | 92.76 |
| 22-Oct-22 | 89.62 | 94.27 | 94.24 | 92.76 |
| 21-Oct-22 | 89.62 | 94.27 | 94.24 | 92.76 |
| 20-Oct-22 | 89.62 | 94.27 | 94.24 | 92.76 |
| 19-Oct-22 | 89.62 | 94.27 | 94.24 | 92.76 |
| 18-Oct-22 | 89.62 | 94.27 | 94.24 | 92.76 |
| 17-Oct-22 | 89.62 | 94.27 | 94.24 | 92.76 |
| 16-Oct-22 | 89.62 | 94.27 | 94.24 | 92.76 |
| 15-Oct-22 | 89.62 | 94.27 | 94.24 | 92.76 |
| 14-Oct-22 | 89.62 | 94.27 | 94.24 | 92.76 |
| 13-Oct-22 | 89.62 | 94.27 | 94.24 | 92.76 |
| 12-Oct-22 | 89.62 | 94.27 | 94.24 | 92.76 |
| 11-Oct-22 | 89.62 | 94.27 | 94.24 | 92.76 |
| 10-Oct-22 | 89.62 | 94.27 | 94.24 | 92.76 |
| 9-Oct-22 | 89.62 | 94.27 | 94.24 | 92.76 |
| 8-Oct-22 | 89.62 | 94.27 | 94.24 | 92.76 |
| 7-Oct-22 | 89.62 | 94.27 | 94.24 | 92.76 |
| 6-Oct-22 | 89.62 | 94.27 | 94.24 | 92.76 |
| 5-Oct-22 | 89.62 | 94.27 | 94.24 | 92.76 |
| 4-Oct-22 | 89.62 | 94.27 | 94.24 | 92.76 |
| 3-Oct-22 | 89.62 | 94.27 | 94.24 | 92.76 |
| 2-Oct-22 | 89.62 | 94.27 | 94.24 | 92.76 |
| 1-Oct-22 | 89.62 | 94.27 | 94.24 | 92.76 |
| 30-Sep-22 | 89.62 | 94.27 | 94.24 | 92.76 |
| 29-Sep-22 | 89.62 | 94.27 | 94.24 | 92.76 |
| 28-Sep-22 | 89.62 | 94.27 | 94.24 | 92.76 |
| 27-Sep-22 | 89.62 | 94.27 | 94.24 | 92.76 |
| 26-Sep-22 | 89.62 | 94.27 | 94.24 | 92.76 |
| 25-Sep-22 | 89.62 | 94.27 | 94.24 | 92.76 |
| 24-Sep-22 | 89.62 | 94.27 | 94.24 | 92.76 |
| 23-Sep-22 | 89.62 | 94.27 | 94.24 | 92.76 |
| 22-Sep-22 | 89.62 | 94.27 | 94.24 | 92.76 |
| 21-Sep-22 | 89.62 | 94.27 | 94.24 | 92.76 |
| 20-Sep-22 | 89.62 | 94.27 | 94.24 | 92.76 |
| 19-Sep-22 | 89.62 | 94.27 | 94.24 | 92.76 |
| 18-Sep-22 | 89.62 | 94.27 | 94.24 | 92.76 |
| 17-Sep-22 | 89.62 | 94.27 | 94.24 | 92.76 |
| 16-Sep-22 | 89.62 | 94.27 | 94.24 | 92.76 |
| 15-Sep-22 | 89.62 | 94.27 | 94.24 | 92.76 |
| 14-Sep-22 | 89.62 | 94.27 | 94.24 | 92.76 |
| 13-Sep-22 | 89.62 | 94.27 | 94.24 | 92.76 |
| 12-Sep-22 | 89.62 | 94.27 | 94.24 | 92.76 |
| 11-Sep-22 | 89.62 | 94.27 | 94.24 | 92.76 |
| 10-Sep-22 | 89.62 | 94.27 | 94.24 | 92.76 |
| 9-Sep-22 | 89.62 | 94.27 | 94.24 | 92.76 |
| 8-Sep-22 | 89.62 | 94.27 | 94.24 | 92.76 |
| 7-Sep-22 | 89.62 | 94.27 | 94.24 | 92.76 |
| 6-Sep-22 | 89.62 | 94.27 | 94.24 | 92.76 |
| 5-Sep-22 | 89.62 | 94.27 | 94.24 | 92.76 |
| 4-Sep-22 | 89.62 | 94.27 | 94.24 | 92.76 |
| 3-Sep-22 | 89.62 | 94.27 | 94.24 | 92.76 |
| 2-Sep-22 | 89.62 | 94.27 | 94.24 | 92.76 |
| 1-Sep-22 | 89.62 | 94.27 | 94.24 | 92.76 |
| 31-Aug-22 | 89.62 | 94.27 | 94.24 | 92.76 |
| 30-Aug-22 | 89.62 | 94.27 | 94.24 | 92.76 |
| 29-Aug-22 | 89.62 | 94.27 | 94.24 | 92.76 |
| 28-Aug-22 | 89.62 | 94.27 | 94.24 | 92.76 |
| 27-Aug-22 | 89.62 | 94.27 | 94.24 | 92.76 |
| 26-Aug-22 | 89.62 | 94.27 | 94.24 | 92.76 |
| 25-Aug-22 | 89.62 | 94.27 | 94.24 | 92.76 |
| 24-Aug-22 | 89.62 | 94.27 | 94.24 | 92.76 |
| 23-Aug-22 | 89.62 | 94.27 | 94.24 | 92.76 |
| 22-Aug-22 | 89.62 | 94.27 | 94.24 | 92.76 |
| 21-Aug-22 | 89.62 | 94.27 | 94.24 | 92.76 |
| 20-Aug-22 | 89.62 | 94.27 | 94.24 | 92.76 |
| 19-Aug-22 | 89.62 | 94.27 | 94.24 | 92.76 |
| 18-Aug-22 | 89.62 | 94.27 | 94.24 | 92.76 |
| 17-Aug-22 | 89.62 | 94.27 | 94.24 | 92.76 |
| 16-Aug-22 | 89.62 | 94.27 | 94.24 | 92.76 |
| 15-Aug-22 | 89.62 | 94.27 | 94.24 | 92.76 |
| 14-Aug-22 | 89.62 | 94.27 | 94.24 | 92.76 |



Retail Selling Price of Petrol

Retail Selling Price of Diesel

| | Delhi | Mumbai | Chennai | Kolkata |
|------------------|-------------|--------|---------|---------|
| Date of Revision | (Rs./Litre) | | | |
| 13-Aug-22 | 89.62 | 94.27 | 94.24 | 92.76 |
| 12-Aug-22 | 89.62 | 94.27 | 94.24 | 92.76 |
| 11-Aug-22 | 89.62 | 94.27 | 94.24 | 92.76 |
| 10-Aug-22 | 89.62 | 94.27 | 94.24 | 92.76 |
| 9-Aug-22 | 89.62 | 94.27 | 94.24 | 92.76 |
| 8-Aug-22 | 89.62 | 94.27 | 94.24 | 92.76 |
| 7-Aug-22 | 89.62 | 94.27 | 94.24 | 92.76 |
| 6-Aug-22 | 89.62 | 94.27 | 94.24 | 92.76 |
| 5-Aug-22 | 89.62 | 94.27 | 94.24 | 92.76 |
| 4-Aug-22 | 89.62 | 94.27 | 94.24 | 92.76 |
| 3-Aug-22 | 89.62 | 94.27 | 94.24 | 92.76 |
| 2-Aug-22 | 89.62 | 94.27 | 94.24 | 92.76 |
| 1-Aug-22 | 89.62 | 94.27 | 94.24 | 92.76 |
| 31-Jul-22 | 89.62 | 94.27 | 94.24 | 92.76 |
| 30-Jul-22 | 89.62 | 94.27 | 94.24 | 92.76 |
| 29-Jul-22 | 89.62 | 94.27 | 94.24 | 92.76 |
| 28-Jul-22 | 89.62 | 94.27 | 94.24 | 92.76 |
| 27-Jul-22 | 89.62 | 94.27 | 94.24 | 92.76 |
| 26-Jul-22 | 89.62 | 94.27 | 94.24 | 92.76 |
| 25-Jul-22 | 89.62 | 94.27 | 94.24 | 92.76 |
| 24-Jul-22 | 89.62 | 94.27 | 94.24 | 92.76 |
| 23-Jul-22 | 89.62 | 94.27 | 94.24 | 92.76 |
| 22-Jul-22 | 89.62 | 94.27 | 94.24 | 92.76 |
| 21-Jul-22 | 89.62 | 94.27 | 94.24 | 92.76 |
| 20-Jul-22 | 89.62 | 94.27 | 94.24 | 92.76 |
| 19-Jul-22 | 89.62 | 94.27 | 94.24 | 92.76 |
| 18-Jul-22 | 89.62 | 94.27 | 94.24 | 92.76 |
| 17-Jul-22 | 89.62 | 94.27 | 94.24 | 92.76 |
| 16-Jul-22 | 89.62 | 94.27 | 94.24 | 92.76 |
| 15-Jul-22 | 89.62 | 94.27 | 94.24 | 92.76 |
| 14-Jul-22 | 89.62 | 97.28 | 94.24 | 92.76 |
| 13-Jul-22 | 89.62 | 97.28 | 94.24 | 92.76 |
| 12-Jul-22 | 89.62 | 97.28 | 94.24 | 92.76 |
| 11-Jul-22 | 89.62 | 97.28 | 94.24 | 92.76 |
| 10-Jul-22 | 89.62 | 97.28 | 94.24 | 92.76 |
| 9-Jul-22 | 89.62 | 97.28 | 94.24 | 92.76 |
| 8-Jul-22 | 89.62 | 97.28 | 94.24 | 92.76 |
| 7-Jul-22 | 89.62 | 97.28 | 94.24 | 92.76 |
| 6-Jul-22 | 89.62 | 97.28 | 94.24 | 92.76 |
| 5-Jul-22 | 89.62 | 97.28 | 94.24 | 92.76 |
| 4-Jul-22 | 89.62 | 97.28 | 94.24 | 92.76 |
| 3-Jul-22 | 89.62 | 97.28 | 94.24 | 92.76 |
| 2-Jul-22 | 89.62 | 97.28 | 94.24 | 92.76 |
| 1-Jul-22 | 89.62 | 97.28 | 94.24 | 92.76 |
| 30-Jun-22 | 89.62 | 97.28 | 94.24 | 92.76 |
| 29-Jun-22 | 89.62 | 97.28 | 94.24 | 92.76 |
| 28-Jun-22 | 89.62 | 97.28 | 94.24 | 92.76 |
| 27-Jun-22 | 89.62 | 97.28 | 94.24 | 92.76 |
| 26-Jun-22 | 89.62 | 97.28 | 94.24 | 92.76 |
| 25-Jun-22 | 89.62 | 97.28 | 94.24 | 92.76 |
| 24-Jun-22 | 89.62 | 97.28 | 94.24 | 92.76 |
| 23-Jun-22 | 89.62 | 97.28 | 94.24 | 92.76 |
| 22-Jun-22 | 89.62 | 97.28 | 94.24 | 92.76 |
| 21-Jun-22 | 89.62 | 97.28 | 94.24 | 92.76 |
| 20-Jun-22 | 89.62 | 97.28 | 94.24 | 92.76 |
| 19-Jun-22 | 89.62 | 97.28 | 94.24 | 92.76 |
| 18-Jun-22 | 89.62 | 97.28 | 94.24 | 92.76 |
| 17-Jun-22 | 89.62 | 97.28 | 94.24 | 92.76 |
| 16-Jun-22 | 89.62 | 97.28 | 94.24 | 92.76 |
| 15-Jun-22 | 89.62 | 97.28 | 94.24 | 92.76 |
| 14-Jun-22 | 89.62 | 97.28 | 94.24 | 92.76 |
| 13-Jun-22 | 89.62 | 97.28 | 94.24 | 92.76 |
| 12-Jun-22 | 89.62 | 97.28 | 94.24 | 92.76 |
| 11-Jun-22 | 89.62 | 97.28 | 94.24 | 92.76 |
| 10-Jun-22 | 89.62 | 97.28 | 94.24 | 92.76 |
| 9-Jun-22 | 89.62 | 97.28 | 94.24 | 92.76 |
| 8-Jun-22 | 89.62 | 97.28 | 94.24 | 92.76 |
| 7-Jun-22 | 89.62 | 97.28 | 94.24 | 92.76 |
| 6-Jun-22 | 89.62 | 97.28 | 94.24 | 92.76 |
| 5-Jun-22 | 89.62 | 97.28 | 94.24 | 92.76 |
| 4-Jun-22 | 89.62 | 97.28 | 94.24 | 92.76 |
| 3-Jun-22 | 89.62 | 97.28 | 94.24 | 92.76 |
| 2-Jun-22 | 89.62 | 97.28 | 94.24 | 92.76 |
| 1-Jun-22 | 89.62 | 97.28 | 94.24 | 92.76 |
| 31-May-22 | 89.62 | 97.28 | 94.24 | 92.76 |
| 30-May-22 | 89.62 | 97.28 | 94.24 | 92.76 |
| 29-May-22 | 89.62 | 97.28 | 94.24 | 92.76 |
| 28-May-22 | 89.62 | 97.28 | 94.24 | 92.76 |
| 27-May-22 | 89.62 | 97.28 | 94.24 | 92.76 |
| 26-May-22 | 89.62 | 97.28 | 94.24 | 92.76 |
| 25-May-22 | 89.62 | 97.28 | 94.24 | 92.76 |
| 24-May-22 | 89.62 | 97.28 | 94.24 | 92.76 |
| 23-May-22 | 89.62 | 97.28 | 94.24 | 92.76 |
| 22-May-22 | 89.62 | 97.28 | 94.24 | 92.76 |



Petroleum Planning & Analysis Cell

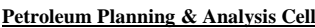
Table Posted: 7-Apr-25

Retail Selling Price of Petrol

| Date of Revision | Delhi | Mumbai | Chennai | Kolkata |
|------------------|-------------|--------|---------|---------|
| | (Rs./Litre) | | | |
| 21-May-22 | 105.41 | 120.51 | 110.85 | 115.12 |
| 20-May-22 | 105.41 | 120.51 | 110.85 | 115.12 |
| 19-May-22 | 105.41 | 120.51 | 110.85 | 115.12 |
| 18-May-22 | 105.41 | 120.51 | 110.85 | 115.12 |
| 17-May-22 | 105.41 | 120.51 | 110.85 | 115.12 |
| 16-May-22 | 105.41 | 120.51 | 110.85 | 115.12 |
| 15-May-22 | 105.41 | 120.51 | 110.85 | 115.12 |
| 14-May-22 | 105.41 | 120.51 | 110.85 | 115.12 |
| 13-May-22 | 105.41 | 120.51 | 110.85 | 115.12 |
| 12-May-22 | 105.41 | 120.51 | 110.85 | 115.12 |
| 11-May-22 | 105.41 | 120.51 | 110.85 | 115.12 |
| 10-May-22 | 105.41 | 120.51 | 110.85 | 115.12 |
| 9-May-22 | 105.41 | 120.51 | 110.85 | 115.12 |
| 8-May-22 | 105.41 | 120.51 | 110.85 | 115.12 |
| 7-May-22 | 105.41 | 120.51 | 110.85 | 115.12 |
| 6-May-22 | 105.41 | 120.51 | 110.85 | 115.12 |
| 5-May-22 | 105.41 | 120.51 | 110.85 | 115.12 |
| 4-May-22 | 105.41 | 120.51 | 110.85 | 115.12 |
| 3-May-22 | 105.41 | 120.51 | 110.85 | 115.12 |
| 2-May-22 | 105.41 | 120.51 | 110.85 | 115.12 |
| 1-May-22 | 105.41 | 120.51 | 110.85 | 115.12 |
| 30-Apr-22 | 105.41 | 120.51 | 110.85 | 115.12 |
| 29-Apr-22 | 105.41 | 120.51 | 110.85 | 115.12 |
| 28-Apr-22 | 105.41 | 120.51 | 110.85 | 115.12 |
| 27-Apr-22 | 105.41 | 120.51 | 110.85 | 115.12 |
| 26-Apr-22 | 105.41 | 120.51 | 110.85 | 115.12 |
| 25-Apr-22 | 105.41 | 120.51 | 110.85 | 115.12 |
| 24-Apr-22 | 105.41 | 120.51 | 110.85 | 115.12 |
| 23-Apr-22 | 105.41 | 120.51 | 110.85 | 115.12 |
| 22-Apr-22 | 105.41 | 120.51 | 110.85 | 115.12 |
| 21-Apr-22 | 105.41 | 120.51 | 110.85 | 115.12 |
| 20-Apr-22 | 105.41 | 120.51 | 110.85 | 115.12 |
| 19-Apr-22 | 105.41 | 120.51 | 110.85 | 115.12 |
| 18-Apr-22 | 105.41 | 120.51 | 110.85 | 115.12 |
| 17-Apr-22 | 105.41 | 120.51 | 110.85 | 115.12 |
| 16-Apr-22 | 105.41 | 120.51 | 110.85 | 115.12 |
| 15-Apr-22 | 105.41 | 120.51 | 110.85 | 115.12 |
| 14-Apr-22 | 105.41 | 120.51 | 110.85 | 115.12 |
| 13-Apr-22 | 105.41 | 120.51 | 110.85 | 115.12 |
| 12-Apr-22 | 105.41 | 120.51 | 110.85 | 115.12 |
| 11-Apr-22 | 105.41 | 120.51 | 110.85 | 115.12 |
| 10-Apr-22 | 105.41 | 120.51 | 110.85 | 115.12 |
| 9-Apr-22 | 105.41 | 120.51 | 110.85 | 115.12 |
| 8-Apr-22 | 105.41 | 120.51 | 110.85 | 115.12 |
| 7-Apr-22 | 105.41 | 120.51 | 110.85 | 115.12 |
| 6-Apr-22 | 105.41 | 120.51 | 110.85 | 115.12 |
| 5-Apr-22 | 104.61 | 119.67 | 110.09 | 114.28 |
| 4-Apr-22 | 103.81 | 118.83 | 109.34 | 113.45 |
| 3-Apr-22 | 103.41 | 118.41 | 108.96 | 113.03 |
| 2-Apr-22 | 102.61 | 117.57 | 108.21 | 112.19 |
| 1-Apr-22 | 101.81 | 116.72 | 107.45 | 111.35 |
| 31-Mar-22 | 101.81 | 116.72 | 107.45 | 111.35 |
| 30-Mar-22 | 101.01 | 115.88 | 106.69 | 110.52 |
| 29-Mar-22 | 100.21 | 115.04 | 105.94 | 109.68 |
| 28-Mar-22 | 99.41 | 114.19 | 105.18 | 108.85 |
| 27-Mar-22 | 99.11 | 113.88 | 104.90 | 108.53 |
| 26-Mar-22 | 98.61 | 113.35 | 104.43 | 108.01 |
| 25-Mar-22 | 97.81 | 112.51 | 103.67 | 107.18 |
| 24-Mar-22 | 97.01 | 111.67 | 102.91 | 106.34 |
| 23-Mar-22 | 97.01 | 111.67 | 102.91 | 106.34 |
| 22-Mar-22 | 96.21 | 110.82 | 102.16 | 105.51 |
| 21-Mar-22 | 95.41 | 109.98 | 101.40 | 104.67 |
| 20-Mar-22 | 95.41 | 109.98 | 101.40 | 104.67 |
| 19-Mar-22 | 95.41 | 109.98 | 101.40 | 104.67 |
| 18-Mar-22 | 95.41 | 109.98 | 101.40 | 104.67 |
| 17-Mar-22 | 95.41 | 109.98 | 101.40 | 104.67 |
| 16-Mar-22 | 95.41 | 109.98 | 101.40 | 104.67 |
| 15-Mar-22 | 95.41 | 109.98 | 101.40 | 104.67 |
| 14-Mar-22 | 95.41 | 109.98 | 101.40 | 104.67 |
| 13-Mar-22 | 95.41 | 109.98 | 101.40 | 104.67 |
| 12-Mar-22 | 95.41 | 109.98 | 101.40 | 104.67 |
| 11-Mar-22 | 95.41 | 109.98 | 101.40 | 104.67 |
| 10-Mar-22 | 95.41 | 109.98 | 101.40 | 104.67 |
| 9-Mar-22 | 95.41 | 109.98 | 101.40 | 104.67 |
| 8-Mar-22 | 95.41 | 109.98 | 101.40 | 104.67 |
| 7-Mar-22 | 95.41 | 109.98 | 101.40 | 104.67 |
| 6-Mar-22 | 95.41 | 109.98 | 101.40 | 104.67 |
| 5-Mar-22 | 95.41 | 109.98 | 101.40 | 104.67 |
| 4-Mar-22 | 95.41 | 109.98 | 101.40 | 104.67 |
| 3-Mar-22 | 95.41 | 109.98 | 101.40 | 104.67 |
| 2-Mar-22 | 95.41 | 109.98 | 101.40 | 104.67 |
| 1-Mar-22 | 95.41 | 109.98 | 101.40 | 104.67 |
| 28-Feb-22 | 95.41 | 109.98 | 101.40 | 104.67 |
| 27-Feb-22 | 95.41 | 109.98 | 101.40 | 104.67 |

Retail Selling Price of Diesel

| Date of Revision | Delhi | Mumbai | Chennai | Kolkata |
|------------------|-------------|--------|---------|---------|
| | (Rs./Litre) | | | |
| 21-May-22 | 96.67 | 104.77 | 100.94 | 99.83 |
| 20-May-22 | 96.67 | 104.77 | 100.94 | 99.83 |
| 19-May-22 | 96.67 | 104.77 | 100.94 | 99.83 |
| 18-May-22 | 96.67 | 104.77 | 100.94 | 99.83 |
| 17-May-22 | 96.67 | 104.77 | 100.94 | 99.83 |
| 16-May-22 | 96.67 | 104.77 | 100.94 | 99.83 |
| 15-May-22 | 96.67 | 104.77 | 100.94 | 99.83 |
| 14-May-22 | 96.67 | 104.77 | 100.94 | 99.83 |
| 13-May-22 | 96.67 | 104.77 | 100.94 | 99.83 |
| 12-May-22 | 96.67 | 104.77 | 100.94 | 99.83 |
| 11-May-22 | 96.67 | 104.77 | 100.94 | 99.83 |
| 10-May-22 | 96.67 | 104.77 | 100.94 | 99.83 |
| 9-May-22 | 96.67 | 104.77 | 100.94 | 99.83 |
| 8-May-22 | 96.67 | 104.77 | 100.94 | 99.83 |
| 7-May-22 | 96.67 | 104.77 | 100.94 | 99.83 |
| 6-May-22 | 96.67 | 104.77 | 100.94 | 99.83 |
| 5-May-22 | 96.67 | 104.77 | 100.94 | 99.83 |
| 4-May-22 | 96.67 | 104.77 | 100.94 | 99.83 |
| 3-May-22 | 96.67 | 104.77 | 100.94 | 99.83 |
| 2-May-22 | 96.67 | 104.77 | 100.94 | 99.83 |
| 1-May-22 | 96.67 | 104.77 | 100.94 | 99.83 |
| 30-Apr-22 | 96.67 | 104.77 | 100.94 | 99.83 |
| 29-Apr-22 | 96.67 | 104.77 | 100.94 | 99.83 |
| 28-Apr-22 | 96.67 | 104.77 | 100.94 | 99.83 |
| 27-Apr-22 | 96.67 | 104.77 | 100.94 | 99.83 |
| 26-Apr-22 | 96.67 | 104.77 | 100.94 | 99.83 |
| 25-Apr-22 | 96.67 | 104.77 | 100.94 | 99.83 |
| 24-Apr-22 | 96.67 | 104.77 | 100.94 | 99.83 |
| 23-Apr-22 | 96.67 | 104.77 | 100.94 | 99.83 |
| 22-Apr-22 | 96.67 | 104.77 | 100.94 | 99.83 |
| 21-Apr-22 | 96.67 | 104.77 | 100.94 | 99.83 |
| 20-Apr-22 | 96.67 | 104.77 | 100.94 | 99.83 |
| 19-Apr-22 | 96.67 | 104.77 | 100.94 | 99.83 |
| 18-Apr-22 | 96.67 | 104.77 | 100.94 | 99.83 |
| 17-Apr-22 | 96.67 | 104.77 | 100.94 | 99.83 |
| 16-Apr-22 | 96.67 | 104.77 | 100.94 | 99.83 |
| 15-Apr-22 | 96.67 | 104.77 | 100.94 | 99.83 |
| 14-Apr-22 | 96.67 | 104.77 | 100.94 | 99.83 |
| 13-Apr-22 | 96.67 | 104.77 | 100.94 | 99.83 |
| 12-Apr-22 | 96.67 | 104.77 | 100.94 | 99.83 |
| 11-Apr-22 | 96.67 | 104.77 | 100.94 | 99.83 |
| 10-Apr-22 | 96.67 | 104.77 | 100.94 | 99.83 |
| 9-Apr-22 | 96.67 | 104.77 | 100.94 | 99.83 |
| 8-Apr-22 | 96.67 | 104.77 | 100.94 | 99.83 |
| 7-Apr-22 | 96.67 | 104.77 | 100.94 | 99.83 |
| 6-Apr-22 | 96.67 | 104.77 | 100.94 | 99.83 |
| 5-Apr-22 | 95.87 | 103.92 | 100.18 | 99.02 |
| 4-Apr-22 | 95.07 | 103.07 | 99.42 | 98.22 |
| 3-Apr-22 | 94.67 | 102.64 | 99.04 | 97.82 |
| 2-Apr-22 | 93.87 | 101.79 | 98.28 | 97.02 |
| 1-Apr-22 | 93.07 | 100.94 | 97.52 | 96.22 |
| 31-Mar-22 | 93.07 | 100.94 | 97.52 | 96.22 |
| 30-Mar-22 | 92.27 | 100.10 | 96.76 | 95.42 |
| 29-Mar-22 | 91.47 | 99.25 | 96.00 | 94.62 |
| 28-Mar-22 | 90.77 | 98.50 | 95.33 | 93.92 |
| 27-Mar-22 | 90.42 | 98.13 | 95.00 | 93.57 |
| 26-Mar-22 | 89.87 | 97.55 | 94.47 | 93.01 |
| 25-Mar-22 | 89.07 | 96.70 | 93.71 | 92.22 |
| 24-Mar-22 | 88.27 | 95.85 | 92.95 | 91.42 |
| 23-Mar-22 | 88.27 | 95.85 | 92.95 | 91.42 |
| 22-Mar-22 | 87.47 | 95.00 | 92.19 | 90.62 |
| 21-Mar-22 | 86.67 | 94.14 | 91.43 | 89.79 |
| 20-Mar-22 | 86.67 | 94.14 | 91.43 | 89.79 |
| 19-Mar-22 | 86.67 | 94.14 | 91.43 | 89.79 |
| 18-Mar-22 | 86.67 | 94.14 | 91.43 | 89.79 |
| 17-Mar-22 | 86.67 | 94.14 | 91.43 | 89.79 |
| 16-Mar-22 | 86.67 | 94.14 | 91.43 | 89.79 |
| 15-Mar-22 | 86.67 | 94.14 | 91.43 | 89.79 |
| 14-Mar-22 | 86.67 | 94.14 | 91.43 | 89.79 |
| 13-Mar-22 | 86.67 | 94.14 | 91.43 | 89.79 |
| 12-Mar-22 | 86.67 | 94.14 | 91.43 | 89.79 |
| 11-Mar-22 | 86.67 | 94.14 | 91.43 | 89.79 |
| 10-Mar-22 | 86.67 | 94.14 | 91.43 | 89.79 |
| 9-Mar-22 | 86.67 | 94.14 | 91.43 | 89.79 |
| 8-Mar-22 | 86.67 | 94.14 | 91.43 | 89.79 |
| 7-Mar-22 | 86.67 | 94.14 | 91.43 | 89.79 |
| 6-Mar-22 | 86.67 | 94.14 | 91.43 | 89.79 |
| 5-Mar-22 | 86.67 | 94.14 | 91.43 | 89.79 |
| 4-Mar-22 | 86.67 | 94.14 | 91.43 | 89.79 |
| 3-Mar-22 | 86.67 | 94.14 | 91.43 | 89.79 |
| 2-Mar-22 | 86.67 | 94.14 | 91.43 | 89.79 |
| 1-Mar-22 | 86.67 | 94.14 | 91.43 | 89.79 |
| 28-Feb-22 | 86.67 | 94.14 | 91.43 | 89.79 |
| 27-Feb-22 | 86.67 | 94.14 | 91.43 | 89.79 |



Retail Selling Price of Petrol

Retail Selling Price of Diesel

| | Delhi | Mumbai | Chennai | Kolkata |
|------------------|-------------|--------|---------|---------|
| Date of Revision | (Rs./Litre) | | | |
| 26-Feb-22 | 86.67 | 94.14 | 91.43 | 89.79 |
| 25-Feb-22 | 86.67 | 94.14 | 91.43 | 89.79 |
| 24-Feb-22 | 86.67 | 94.14 | 91.43 | 89.79 |
| 23-Feb-22 | 86.67 | 94.14 | 91.43 | 89.79 |
| 22-Feb-22 | 86.67 | 94.14 | 91.43 | 89.79 |
| 21-Feb-22 | 86.67 | 94.14 | 91.43 | 89.79 |
| 20-Feb-22 | 86.67 | 94.14 | 91.43 | 89.79 |
| 19-Feb-22 | 86.67 | 94.14 | 91.43 | 89.79 |
| 18-Feb-22 | 86.67 | 94.14 | 91.43 | 89.79 |
| 17-Feb-22 | 86.67 | 94.14 | 91.43 | 89.79 |
| 16-Feb-22 | 86.67 | 94.14 | 91.43 | 89.79 |
| 15-Feb-22 | 86.67 | 94.14 | 91.43 | 89.79 |
| 14-Feb-22 | 86.67 | 94.14 | 91.43 | 89.79 |
| 13-Feb-22 | 86.67 | 94.14 | 91.43 | 89.79 |
| 12-Feb-22 | 86.67 | 94.14 | 91.43 | 89.79 |
| 11-Feb-22 | 86.67 | 94.14 | 91.43 | 89.79 |
| 10-Feb-22 | 86.67 | 94.14 | 91.43 | 89.79 |
| 9-Feb-22 | 86.67 | 94.14 | 91.43 | 89.79 |
| 8-Feb-22 | 86.67 | 94.14 | 91.43 | 89.79 |
| 7-Feb-22 | 86.67 | 94.14 | 91.43 | 89.79 |
| 6-Feb-22 | 86.67 | 94.14 | 91.43 | 89.79 |
| 5-Feb-22 | 86.67 | 94.14 | 91.43 | 89.79 |
| 4-Feb-22 | 86.67 | 94.14 | 91.43 | 89.79 |
| 3-Feb-22 | 86.67 | 94.14 | 91.43 | 89.79 |
| 2-Feb-22 | 86.67 | 94.14 | 91.43 | 89.79 |
| 1-Feb-22 | 86.67 | 94.14 | 91.43 | 89.79 |
| 31-Jan-22 | 86.67 | 94.14 | 91.43 | 89.79 |
| 30-Jan-22 | 86.67 | 94.14 | 91.43 | 89.79 |
| 29-Jan-22 | 86.67 | 94.14 | 91.43 | 89.79 |
| 28-Jan-22 | 86.67 | 94.14 | 91.43 | 89.79 |
| 27-Jan-22 | 86.67 | 94.14 | 91.43 | 89.79 |
| 26-Jan-22 | 86.67 | 94.14 | 91.43 | 89.79 |
| 25-Jan-22 | 86.67 | 94.14 | 91.43 | 89.79 |
| 24-Jan-22 | 86.67 | 94.14 | 91.43 | 89.79 |
| 23-Jan-22 | 86.67 | 94.14 | 91.43 | 89.79 |
| 22-Jan-22 | 86.67 | 94.14 | 91.43 | 89.79 |
| 21-Jan-22 | 86.67 | 94.14 | 91.43 | 89.79 |
| 20-Jan-22 | 86.67 | 94.14 | 91.43 | 89.79 |
| 19-Jan-22 | 86.67 | 94.14 | 91.43 | 89.79 |
| 18-Jan-22 | 86.67 | 94.14 | 91.43 | 89.79 |
| 17-Jan-22 | 86.67 | 94.14 | 91.43 | 89.79 |
| 16-Jan-22 | 86.67 | 94.14 | 91.43 | 89.79 |
| 15-Jan-22 | 86.67 | 94.14 | 91.43 | 89.79 |
| 14-Jan-22 | 86.67 | 94.14 | 91.43 | 89.79 |
| 13-Jan-22 | 86.67 | 94.14 | 91.43 | 89.79 |
| 12-Jan-22 | 86.67 | 94.14 | 91.43 | 89.79 |
| 11-Jan-22 | 86.67 | 94.14 | 91.43 | 89.79 |
| 10-Jan-22 | 86.67 | 94.14 | 91.43 | 89.79 |
| 9-Jan-22 | 86.67 | 94.14 | 91.43 | 89.79 |
| 8-Jan-22 | 86.67 | 94.14 | 91.43 | 89.79 |
| 7-Jan-22 | 86.67 | 94.14 | 91.43 | 89.79 |
| 6-Jan-22 | 86.67 | 94.14 | 91.43 | 89.79 |
| 5-Jan-22 | 86.67 | 94.14 | 91.43 | 89.79 |
| 4-Jan-22 | 86.67 | 94.14 | 91.43 | 89.79 |
| 3-Jan-22 | 86.67 | 94.14 | 91.43 | 89.79 |
| 2-Jan-22 | 86.67 | 94.14 | 91.43 | 89.79 |
| 1-Jan-22 | 86.67 | 94.14 | 91.43 | 89.79 |
| 31-Dec-21 | 86.67 | 94.14 | 91.43 | 89.79 |
| 30-Dec-21 | 86.67 | 94.14 | 91.43 | 89.79 |
| 29-Dec-21 | 86.67 | 94.14 | 91.43 | 89.79 |
| 28-Dec-21 | 86.67 | 94.14 | 91.43 | 89.79 |
| 27-Dec-21 | 86.67 | 94.14 | 91.43 | 89.79 |
| 26-Dec-21 | 86.67 | 94.14 | 91.43 | 89.79 |
| 25-Dec-21 | 86.67 | 94.14 | 91.43 | 89.79 |
| 24-Dec-21 | 86.67 | 94.14 | 91.43 | 89.79 |
| 23-Dec-21 | 86.67 | 94.14 | 91.43 | 89.79 |
| 22-Dec-21 | 86.67 | 94.14 | 91.43 | 89.79 |
| 21-Dec-21 | 86.67 | 94.14 | 91.43 | 89.79 |
| 20-Dec-21 | 86.67 | 94.14 | 91.43 | 89.79 |
| 19-Dec-21 | 86.67 | 94.14 | 91.43 | 89.79 |
| 18-Dec-21 | 86.67 | 94.14 | 91.43 | 89.79 |
| 17-Dec-21 | 86.67 | 94.14 | 91.43 | 89.79 |
| 16-Dec-21 | 86.67 | 94.14 | 91.43 | 89.79 |
| 15-Dec-21 | 86.67 | 94.14 | 91.43 | 89.79 |
| 14-Dec-21 | 86.67 | 94.14 | 91.43 | 89.79 |
| 13-Dec-21 | 86.67 | 94.14 | 91.43 | 89.79 |
| 12-Dec-21 | 86.67 | 94.14 | 91.43 | 89.79 |
| 11-Dec-21 | 86.67 | 94.14 | 91.43 | 89.79 |
| 10-Dec-21 | 86.67 | 94.14 | 91.43 | 89.79 |
| 9-Dec-21 | 86.67 | 94.14 | 91.43 | 89.79 |
| 8-Dec-21 | 86.67 | 94.14 | 91.43 | 89.79 |
| 7-Dec-21 | 86.67 | 94.14 | 91.43 | 89.79 |
| 6-Dec-21 | 86.67 | 94.14 | 91.43 | 89.79 |
| 5-Dec-21 | 86.67 | 94.14 | 91.43 | 89.79 |



Petroleum Planning & Analysis Cell

Table Posted: 7-Apr-25

Retail Selling Price of Petrol

| Date of Revision | Delhi | Mumbai | Chennai | Kolkata |
|------------------|-------------|--------|---------|---------|
| | (Rs./Litre) | | | |
| 4-Dec-21 | 95.41 | 109.98 | 101.40 | 104.67 |
| 3-Dec-21 | 95.41 | 109.98 | 101.40 | 104.67 |
| 2-Dec-21 | 95.41 | 109.98 | 101.40 | 104.67 |
| 1-Dec-21 | 103.97 | 109.98 | 101.40 | 104.67 |
| 30-Nov-21 | 103.97 | 109.98 | 101.40 | 104.67 |
| 29-Nov-21 | 103.97 | 109.98 | 101.40 | 104.67 |
| 28-Nov-21 | 103.97 | 109.98 | 101.40 | 104.67 |
| 27-Nov-21 | 103.97 | 109.98 | 101.40 | 104.67 |
| 26-Nov-21 | 103.97 | 109.98 | 101.40 | 104.67 |
| 25-Nov-21 | 103.97 | 109.98 | 101.40 | 104.67 |
| 24-Nov-21 | 103.97 | 109.98 | 101.40 | 104.67 |
| 23-Nov-21 | 103.97 | 109.98 | 101.40 | 104.67 |
| 22-Nov-21 | 103.97 | 109.98 | 101.40 | 104.67 |
| 21-Nov-21 | 103.97 | 109.98 | 101.40 | 104.67 |
| 20-Nov-21 | 103.97 | 109.98 | 101.40 | 104.67 |
| 19-Nov-21 | 103.97 | 109.98 | 101.40 | 104.67 |
| 18-Nov-21 | 103.97 | 109.98 | 101.40 | 104.67 |
| 17-Nov-21 | 103.97 | 109.98 | 101.40 | 104.67 |
| 16-Nov-21 | 103.97 | 109.98 | 101.40 | 104.67 |
| 15-Nov-21 | 103.97 | 109.98 | 101.40 | 104.67 |
| 14-Nov-21 | 103.97 | 109.98 | 101.40 | 104.67 |
| 13-Nov-21 | 103.97 | 109.98 | 101.40 | 104.67 |
| 12-Nov-21 | 103.97 | 109.98 | 101.40 | 104.67 |
| 11-Nov-21 | 103.97 | 109.98 | 101.40 | 104.67 |
| 10-Nov-21 | 103.97 | 109.98 | 101.40 | 104.67 |
| 9-Nov-21 | 103.97 | 109.98 | 101.40 | 104.67 |
| 8-Nov-21 | 103.97 | 109.98 | 101.40 | 104.67 |
| 7-Nov-21 | 103.97 | 109.98 | 101.40 | 104.67 |
| 6-Nov-21 | 103.97 | 109.98 | 101.40 | 104.67 |
| 5-Nov-21 | 103.97 | 109.98 | 101.40 | 104.67 |
| 4-Nov-21 | 103.97 | 109.98 | 101.40 | 104.67 |
| 3-Nov-21 | 110.04 | 115.85 | 106.66 | 110.49 |
| 2-Nov-21 | 110.04 | 115.85 | 106.66 | 110.49 |
| 1-Nov-21 | 109.69 | 115.50 | 106.35 | 110.15 |
| 31-Oct-21 | 109.34 | 115.15 | 106.04 | 109.79 |
| 30-Oct-21 | 108.99 | 114.81 | 105.74 | 109.46 |
| 29-Oct-21 | 108.64 | 114.47 | 105.43 | 109.12 |
| 28-Oct-21 | 108.29 | 114.14 | 105.13 | 108.78 |
| 27-Oct-21 | 107.94 | 113.80 | 104.83 | 108.45 |
| 26-Oct-21 | 107.59 | 113.46 | 104.52 | 108.11 |
| 25-Oct-21 | 107.59 | 113.46 | 104.52 | 108.11 |
| 24-Oct-21 | 107.59 | 113.46 | 104.52 | 108.11 |
| 23-Oct-21 | 107.24 | 113.12 | 104.22 | 107.78 |
| 22-Oct-21 | 106.89 | 112.78 | 103.92 | 107.44 |
| 21-Oct-21 | 106.54 | 112.44 | 103.61 | 107.11 |
| 20-Oct-21 | 106.19 | 112.11 | 103.31 | 106.77 |
| 19-Oct-21 | 105.84 | 111.77 | 103.01 | 106.43 |
| 18-Oct-21 | 105.84 | 111.77 | 103.01 | 106.43 |
| 17-Oct-21 | 105.84 | 111.77 | 103.01 | 106.43 |
| 16-Oct-21 | 105.49 | 111.43 | 102.70 | 106.10 |
| 15-Oct-21 | 105.14 | 111.09 | 102.40 | 105.76 |
| 14-Oct-21 | 104.79 | 110.75 | 102.10 | 105.43 |
| 13-Oct-21 | 104.44 | 110.41 | 101.79 | 105.09 |
| 12-Oct-21 | 104.44 | 110.41 | 101.79 | 105.09 |
| 11-Oct-21 | 104.44 | 110.41 | 101.79 | 105.09 |
| 10-Oct-21 | 104.14 | 110.12 | 101.53 | 104.80 |
| 9-Oct-21 | 103.84 | 109.83 | 101.27 | 104.52 |
| 8-Oct-21 | 103.54 | 109.54 | 101.01 | 104.23 |
| 7-Oct-21 | 103.24 | 109.25 | 100.75 | 103.94 |
| 6-Oct-21 | 102.94 | 108.96 | 100.49 | 103.65 |
| 5-Oct-21 | 102.64 | 108.67 | 100.23 | 103.36 |
| 4-Oct-21 | 102.39 | 108.43 | 100.01 | 103.07 |
| 3-Oct-21 | 102.39 | 108.43 | 100.01 | 103.07 |
| 2-Oct-21 | 102.14 | 108.19 | 99.80 | 102.77 |
| 1-Oct-21 | 101.89 | 107.95 | 99.58 | 102.47 |
| 30-Sep-21 | 101.64 | 107.71 | 99.36 | 102.17 |
| 29-Sep-21 | 101.39 | 107.47 | 99.15 | 101.87 |
| 28-Sep-21 | 101.39 | 107.47 | 99.15 | 101.87 |
| 27-Sep-21 | 101.19 | 107.26 | 98.96 | 101.62 |
| 26-Sep-21 | 101.19 | 107.26 | 98.96 | 101.62 |
| 25-Sep-21 | 101.19 | 107.26 | 98.96 | 101.62 |
| 24-Sep-21 | 101.19 | 107.26 | 98.96 | 101.62 |
| 23-Sep-21 | 101.19 | 107.26 | 98.96 | 101.62 |
| 22-Sep-21 | 101.19 | 107.26 | 98.96 | 101.62 |
| 21-Sep-21 | 101.19 | 107.26 | 98.96 | 101.62 |
| 20-Sep-21 | 101.19 | 107.26 | 98.96 | 101.62 |
| 19-Sep-21 | 101.19 | 107.26 | 98.96 | 101.62 |
| 18-Sep-21 | 101.19 | 107.26 | 98.96 | 101.62 |
| 17-Sep-21 | 101.19 | 107.26 | 98.96 | 101.62 |
| 16-Sep-21 | 101.19 | 107.26 | 98.96 | 101.62 |
| 15-Sep-21 | 101.19 | 107.26 | 98.96 | 101.62 |
| 14-Sep-21 | 101.19 | 107.26 | 98.96 | 101.62 |
| 13-Sep-21 | 101.19 | 107.26 | 98.96 | 101.62 |
| 12-Sep-21 | 101.19 | 107.26 | 98.96 | 101.62 |

Retail Selling Price of Diesel

| Date of Revision | Delhi | Mumbai | Chennai | Kolkata |
|------------------|-------------|--------|---------|---------|
| | (Rs./Litre) | | | |
| 4-Dec-21 | 86.67 | 94.14 | 91.43 | 89.79 |
| 3-Dec-21 | 86.67 | 94.14 | 91.43 | 89.79 |
| 2-Dec-21 | 86.67 | 94.14 | 91.43 | 89.79 |
| 1-Dec-21 | 86.67 | 94.14 | 91.43 | 89.79 |
| 30-Nov-21 | 86.67 | 94.14 | 91.43 | 89.79 |
| 29-Nov-21 | 86.67 | 94.14 | 91.43 | 89.79 |
| 28-Nov-21 | 86.67 | 94.14 | 91.43 | 89.79 |
| 27-Nov-21 | 86.67 | 94.14 | 91.43 | 89.79 |
| 26-Nov-21 | 86.67 | 94.14 | 91.43 | 89.79 |
| 25-Nov-21 | 86.67 | 94.14 | 91.43 | 89.79 |
| 24-Nov-21 | 86.67 | 94.14 | 91.43 | 89.79 |
| 23-Nov-21 | 86.67 | 94.14 | 91.43 | 89.79 |
| 22-Nov-21 | 86.67 | 94.14 | 91.43 | 89.79 |
| 21-Nov-21 | 86.67 | 94.14 | 91.43 | 89.79 |
| 20-Nov-21 | 86.67 | 94.14 | 91.43 | 89.79 |
| 19-Nov-21 | 86.67 | 94.14 | 91.43 | 89.79 |
| 18-Nov-21 | 86.67 | 94.14 | 91.43 | 89.79 |
| 17-Nov-21 | 86.67 | 94.14 | 91.43 | 89.79 |
| 16-Nov-21 | 86.67 | 94.14 | 91.43 | 89.79 |
| 15-Nov-21 | 86.67 | 94.14 | 91.43 | 89.79 |
| 14-Nov-21 | 86.67 | 94.14 | 91.43 | 89.79 |
| 13-Nov-21 | 86.67 | 94.14 | 91.43 | 89.79 |
| 12-Nov-21 | 86.67 | 94.14 | 91.43 | 89.79 |
| 11-Nov-21 | 86.67 | 94.14 | 91.43 | 89.79 |
| 10-Nov-21 | 86.67 | 94.14 | 91.43 | 89.79 |
| 9-Nov-21 | 86.67 | 94.14 | 91.43 | 89.79 |
| 8-Nov-21 | 86.67 | 94.14 | 91.43 | 89.79 |
| 7-Nov-21 | 86.67 | 94.14 | 91.43 | 89.79 |
| 6-Nov-21 | 86.67 | 94.14 | 91.43 | 89.79 |
| 5-Nov-21 | 86.67 | 94.14 | 91.43 | 89.79 |
| 4-Nov-21 | 86.67 | 94.14 | 91.43 | 89.79 |
| 3-Nov-21 | 98.42 | 106.62 | 102.59 | 101.56 |
| 2-Nov-21 | 98.42 | 106.62 | 102.59 | 101.56 |
| 1-Nov-21 | 98.42 | 106.62 | 102.59 | 101.56 |
| 31-Oct-21 | 98.07 | 106.23 | 102.25 | 101.19 |
| 30-Oct-21 | 97.72 | 105.86 | 101.92 | 100.84 |
| 29-Oct-21 | 97.37 | 105.49 | 101.59 | 100.49 |
| 28-Oct-21 | 97.02 | 105.12 | 101.25 | 100.14 |
| 27-Oct-21 | 96.67 | 104.75 | 100.92 | 99.78 |
| 26-Oct-21 | 96.32 | 104.38 | 100.59 | 99.43 |
| 25-Oct-21 | 96.32 | 104.38 | 100.59 | 99.43 |
| 24-Oct-21 | 96.32 | 104.38 | 100.59 | 99.43 |
| 23-Oct-21 | 95.97 | 104.00 | 100.25 | 99.08 |
| 22-Oct-21 | 95.62 | 103.63 | 99.92 | 98.73 |
| 21-Oct-21 | 95.27 | 103.26 | 99.59 | 98.38 |
| 20-Oct-21 | 94.92 | 102.89 | 99.26 | 98.03 |
| 19-Oct-21 | 94.57 | 102.52 | 98.92 | 97.68 |
| 18-Oct-21 | 94.57 | 102.52 | 98.92 | 97.68 |
| 17-Oct-21 | 94.57 | 102.52 | 98.92 | 97.68 |
| 16-Oct-21 | 94.22 | 102.15 | 98.59 | 97.33 |
| 15-Oct-21 | 93.87 | 101.78 | 98.26 | 96.98 |
| 14-Oct-21 | 93.52 | 101.40 | 97.93 | 96.63 |
| 13-Oct-21 | 93.17 | 101.03 | 97.59 | 96.28 |
| 12-Oct-21 | 93.17 | 101.03 | 97.59 | 96.28 |
| 11-Oct-21 | 93.17 | 101.03 | 97.59 | 96.28 |
| 10-Oct-21 | 92.82 | 100.66 | 97.26 | 95.93 |
| 9-Oct-21 | 92.47 | 100.29 | 96.93 | 95.58 |
| 8-Oct-21 | 92.12 | 99.92 | 96.60 | 95.23 |
| 7-Oct-21 | 91.77 | 99.55 | 96.26 | 94.88 |
| 6-Oct-21 | 91.42 | 99.17 | 95.93 | 94.53 |
| 5-Oct-21 | 91.07 | 98.80 | 95.59 | 94.17 |
| 4-Oct-21 | 90.77 | 98.48 | 95.31 | 93.87 |
| 3-Oct-21 | 90.77 | 98.48 | 95.31 | 93.87 |
| 2-Oct-21 | 90.47 | 98.16 | 95.02 | 93.57 |
| 1-Oct-21 | 90.17 | 97.84 | 94.74 | 93.27 |
| 30-Sep-21 | 89.87 | 97.52 | 94.45 | 92.97 |
| 29-Sep-21 | 89.57 | 97.21 | 94.17 | 92.67 |
| 28-Sep-21 | 89.57 | 97.21 | 94.17 | 92.67 |
| 27-Sep-21 | 89.32 | 96.94 | 93.93 | 92.42 |
| 26-Sep-21 | 89.07 | 96.68 | 93.69 | 92.17 |
| 25-Sep-21 | 88.82 | 96.41 | 93.46 | 91.92 |
| 24-Sep-21 | 88.82 | 96.41 | 93.46 | 91.92 |
| 23-Sep-21 | 88.62 | 96.19 | 93.26 | 91.71 |
| 22-Sep-21 | 88.62 | 96.19 | 93.26 | 91.71 |
| 21-Sep-21 | 88.62 | 96.19 | 93.26 | 91.71 |
| 20-Sep-21 | 88.62 | 96.19 | 93.26 | 91.71 |
| 19-Sep-21 | 88.62 | 96.19 | 93.26 | 91.71 |
| 18-Sep-21 | 88.62 | 96.19 | 93.26 | 91.71 |
| 17-Sep-21 | 88.62 | 96.19 | 93.26 | 91.71 |
| 16-Sep-21 | 88.62 | 96.19 | 93.26 | 91.71 |
| 15-Sep-21 | 88.62 | 96.19 | 93.26 | 91.71 |
| 14-Sep-21 | 88.62 | 96.19 | 93.26 | 91.71 |
| 13-Sep-21 | 88.62 | 96.19 | 93.26 | 91.71 |
| 12-Sep-21 | 88.62 | 96.19 | 93.26 | 91.71 |



Petroleum Planning & Analysis Cell

Table Posted: 7-Apr-25

Retail Selling Price of Petrol

| Date of Revision | Delhi | Mumbai | Chennai | Kolkata |
|------------------|-------------|--------|---------|---------|
| | (Rs./Litre) | | | |
| 11-Sep-21 | 101.19 | 107.26 | 98.96 | 101.62 |
| 10-Sep-21 | 101.19 | 107.26 | 98.96 | 101.62 |
| 9-Sep-21 | 101.19 | 107.26 | 98.96 | 101.62 |
| 8-Sep-21 | 101.19 | 107.26 | 98.96 | 101.62 |
| 7-Sep-21 | 101.19 | 107.26 | 98.96 | 101.62 |
| 6-Sep-21 | 101.19 | 107.26 | 98.96 | 101.62 |
| 5-Sep-21 | 101.19 | 107.26 | 98.96 | 101.62 |
| 4-Sep-21 | 101.34 | 107.39 | 99.08 | 101.72 |
| 3-Sep-21 | 101.34 | 107.39 | 99.08 | 101.72 |
| 2-Sep-21 | 101.34 | 107.39 | 99.08 | 101.72 |
| 1-Sep-21 | 101.34 | 107.39 | 99.08 | 101.72 |
| 31-Aug-21 | 101.49 | 107.52 | 99.20 | 101.82 |
| 30-Aug-21 | 101.49 | 107.52 | 99.20 | 101.82 |
| 29-Aug-21 | 101.49 | 107.52 | 99.20 | 101.82 |
| 28-Aug-21 | 101.49 | 107.52 | 99.20 | 101.82 |
| 27-Aug-21 | 101.49 | 107.52 | 99.20 | 101.82 |
| 26-Aug-21 | 101.49 | 107.52 | 99.20 | 101.82 |
| 25-Aug-21 | 101.49 | 107.52 | 99.20 | 101.82 |
| 24-Aug-21 | 101.49 | 107.52 | 99.20 | 101.82 |
| 23-Aug-21 | 101.64 | 107.66 | 99.32 | 101.93 |
| 22-Aug-21 | 101.64 | 107.66 | 99.32 | 101.93 |
| 21-Aug-21 | 101.84 | 107.83 | 99.47 | 102.08 |
| 20-Aug-21 | 101.84 | 107.83 | 99.47 | 102.08 |
| 19-Aug-21 | 101.84 | 107.83 | 99.47 | 102.08 |
| 18-Aug-21 | 101.84 | 107.83 | 99.47 | 102.08 |
| 17-Aug-21 | 101.84 | 107.83 | 99.47 | 102.08 |
| 16-Aug-21 | 101.84 | 107.83 | 99.47 | 102.08 |
| 15-Aug-21 | 101.84 | 107.83 | 99.47 | 102.08 |
| 14-Aug-21 | 101.84 | 107.83 | 99.47 | 102.08 |
| 13-Aug-21 | 101.84 | 107.83 | 102.49 | 102.08 |
| 12-Aug-21 | 101.84 | 107.83 | 102.49 | 102.08 |
| 11-Aug-21 | 101.84 | 107.83 | 102.49 | 102.08 |
| 10-Aug-21 | 101.84 | 107.83 | 102.49 | 102.08 |
| 9-Aug-21 | 101.84 | 107.83 | 102.49 | 102.08 |
| 8-Aug-21 | 101.84 | 107.83 | 102.49 | 102.08 |
| 7-Aug-21 | 101.84 | 107.83 | 102.49 | 102.08 |
| 6-Aug-21 | 101.84 | 107.83 | 102.49 | 102.08 |
| 5-Aug-21 | 101.84 | 107.83 | 102.49 | 102.08 |
| 4-Aug-21 | 101.84 | 107.83 | 102.49 | 102.08 |
| 3-Aug-21 | 101.84 | 107.83 | 102.49 | 102.08 |
| 2-Aug-21 | 101.84 | 107.83 | 102.49 | 102.08 |
| 1-Aug-21 | 101.84 | 107.83 | 102.49 | 102.08 |
| 31-Jul-21 | 101.84 | 107.83 | 102.49 | 102.08 |
| 30-Jul-21 | 101.84 | 107.83 | 102.49 | 102.08 |
| 29-Jul-21 | 101.84 | 107.83 | 102.49 | 102.08 |
| 28-Jul-21 | 101.84 | 107.83 | 102.49 | 102.08 |
| 27-Jul-21 | 101.84 | 107.83 | 102.49 | 102.08 |
| 26-Jul-21 | 101.84 | 107.83 | 102.49 | 102.08 |
| 25-Jul-21 | 101.84 | 107.83 | 102.49 | 102.08 |
| 24-Jul-21 | 101.84 | 107.83 | 102.49 | 102.08 |
| 23-Jul-21 | 101.84 | 107.83 | 102.49 | 102.08 |
| 22-Jul-21 | 101.84 | 107.83 | 102.49 | 102.08 |
| 21-Jul-21 | 101.84 | 107.83 | 102.49 | 102.08 |
| 20-Jul-21 | 101.84 | 107.83 | 102.49 | 102.08 |
| 19-Jul-21 | 101.84 | 107.83 | 102.49 | 102.08 |
| 18-Jul-21 | 101.84 | 107.83 | 102.49 | 102.08 |
| 17-Jul-21 | 101.84 | 107.83 | 102.49 | 102.08 |
| 16-Jul-21 | 101.54 | 107.54 | 102.23 | 101.74 |
| 15-Jul-21 | 101.54 | 107.54 | 102.23 | 101.74 |
| 14-Jul-21 | 101.19 | 107.20 | 101.92 | 101.35 |
| 13-Jul-21 | 101.19 | 107.20 | 101.92 | 101.35 |
| 12-Jul-21 | 101.19 | 107.20 | 101.92 | 101.35 |
| 11-Jul-21 | 100.91 | 106.93 | 101.67 | 101.01 |
| 10-Jul-21 | 100.91 | 106.93 | 101.67 | 101.01 |
| 9-Jul-21 | 100.56 | 106.59 | 101.37 | 100.62 |
| 8-Jul-21 | 100.56 | 106.59 | 101.37 | 100.62 |
| 7-Jul-21 | 100.21 | 106.25 | 101.06 | 100.23 |
| 6-Jul-21 | 99.86 | 105.92 | 100.75 | 99.84 |
| 5-Jul-21 | 99.86 | 105.92 | 100.75 | 99.84 |
| 4-Jul-21 | 99.51 | 105.58 | 100.44 | 99.45 |
| 3-Jul-21 | 99.16 | 105.24 | 100.13 | 99.04 |
| 2-Jul-21 | 99.16 | 105.24 | 100.13 | 99.04 |
| 1-Jul-21 | 98.81 | 104.90 | 99.80 | 98.64 |
| 30-Jun-21 | 98.81 | 104.90 | 99.80 | 98.64 |
| 29-Jun-21 | 98.81 | 104.90 | 99.80 | 98.64 |
| 28-Jun-21 | 98.46 | 104.56 | 99.49 | 98.30 |
| 27-Jun-21 | 98.46 | 104.56 | 99.49 | 98.30 |
| 26-Jun-21 | 98.11 | 104.22 | 99.19 | 97.97 |
| 25-Jun-21 | 97.76 | 103.89 | 98.88 | 97.63 |
| 24-Jun-21 | 97.76 | 103.89 | 98.88 | 97.63 |
| 23-Jun-21 | 97.50 | 103.63 | 98.65 | 97.38 |
| 22-Jun-21 | 97.50 | 103.63 | 98.65 | 97.38 |
| 21-Jun-21 | 97.22 | 103.36 | 98.40 | 97.12 |
| 20-Jun-21 | 97.22 | 103.36 | 98.40 | 97.12 |

Retail Selling Price of Diesel

| Date of Revision | Delhi | Mumbai | Chennai | Kolkata |
|------------------|-------------|--------|---------|---------|
| | (Rs./Litre) | | | |
| 11-Sep-21 | 88.62 | 96.19 | 93.26 | 91.71 |
| 10-Sep-21 | 88.62 | 96.19 | 93.26 | 91.71 |
| 9-Sep-21 | 88.62 | 96.19 | 93.26 | 91.71 |
| 8-Sep-21 | 88.62 | 96.19 | 93.26 | 91.71 |
| 7-Sep-21 | 88.62 | 96.19 | 93.26 | 91.71 |
| 6-Sep-21 | 88.62 | 96.19 | 93.26 | 91.71 |
| 5-Sep-21 | 88.62 | 96.19 | 93.26 | 91.71 |
| 4-Sep-21 | 88.77 | 96.33 | 93.38 | 91.84 |
| 3-Sep-21 | 88.77 | 96.33 | 93.38 | 91.84 |
| 2-Sep-21 | 88.77 | 96.33 | 93.38 | 91.84 |
| 1-Sep-21 | 88.77 | 96.33 | 93.38 | 91.84 |
| 31-Aug-21 | 88.92 | 96.48 | 93.52 | 91.98 |
| 30-Aug-21 | 88.92 | 96.48 | 93.52 | 91.98 |
| 29-Aug-21 | 88.92 | 96.48 | 93.52 | 91.98 |
| 28-Aug-21 | 88.92 | 96.48 | 93.52 | 91.98 |
| 27-Aug-21 | 88.92 | 96.48 | 93.52 | 91.98 |
| 26-Aug-21 | 88.92 | 96.48 | 93.52 | 91.98 |
| 25-Aug-21 | 88.92 | 96.48 | 93.52 | 91.98 |
| 24-Aug-21 | 88.92 | 96.48 | 93.52 | 91.98 |
| 23-Aug-21 | 89.07 | 96.64 | 93.66 | 92.13 |
| 22-Aug-21 | 89.07 | 96.64 | 93.66 | 92.13 |
| 21-Aug-21 | 89.27 | 96.84 | 93.84 | 92.32 |
| 20-Aug-21 | 89.27 | 96.84 | 93.84 | 92.32 |
| 19-Aug-21 | 89.47 | 97.04 | 94.02 | 92.57 |
| 18-Aug-21 | 89.67 | 97.24 | 94.20 | 92.82 |
| 17-Aug-21 | 89.87 | 97.45 | 94.39 | 93.02 |
| 16-Aug-21 | 89.87 | 97.45 | 94.39 | 93.02 |
| 15-Aug-21 | 89.87 | 97.45 | 94.39 | 93.02 |
| 14-Aug-21 | 89.87 | 97.45 | 94.39 | 93.02 |
| 13-Aug-21 | 89.87 | 97.45 | 94.39 | 93.02 |
| 12-Aug-21 | 89.87 | 97.45 | 94.39 | 93.02 |
| 11-Aug-21 | 89.87 | 97.45 | 94.39 | 93.02 |
| 10-Aug-21 | 89.87 | 97.45 | 94.39 | 93.02 |
| 9-Aug-21 | 89.87 | 97.45 | 94.39 | 93.02 |
| 8-Aug-21 | 89.87 | 97.45 | 94.39 | 93.02 |
| 7-Aug-21 | 89.87 | 97.45 | 94.39 | 93.02 |
| 6-Aug-21 | 89.87 | 97.45 | 94.39 | 93.02 |
| 5-Aug-21 | 89.87 | 97.45 | 94.39 | 93.02 |
| 4-Aug-21 | 89.87 | 97.45 | 94.39 | 93.02 |
| 3-Aug-21 | 89.87 | 97.45 | 94.39 | 93.02 |
| 2-Aug-21 | 89.87 | 97.45 | 94.39 | 93.02 |
| 1-Aug-21 | 89.87 | 97.45 | 94.39 | 93.02 |
| 31-Jul-21 | 89.87 | 97.45 | 94.39 | 93.02 |
| 30-Jul-21 | 89.87 | 97.45 | 94.39 | 93.02 |
| 29-Jul-21 | 89.87 | 97.45 | 94.39 | 93.02 |
| 28-Jul-21 | 89.87 | 97.45 | 94.39 | 93.02 |
| 27-Jul-21 | 89.87 | 97.45 | 94.39 | 93.02 |
| 26-Jul-21 | 89.87 | 97.45 | 94.39 | 93.02 |
| 25-Jul-21 | 89.87 | 97.45 | 94.39 | 93.02 |
| 24-Jul-21 | 89.87 | 97.45 | 94.39 | 93.02 |
| 23-Jul-21 | 89.87 | 97.45 | 94.39 | 93.02 |
| 22-Jul-21 | 89.87 | 97.45 | 94.39 | 93.02 |
| 21-Jul-21 | 89.87 | 97.45 | 94.39 | 93.02 |
| 20-Jul-21 | 89.87 | 97.45 | 94.39 | 93.02 |
| 19-Jul-21 | 89.87 | 97.45 | 94.39 | 93.02 |
| 18-Jul-21 | 89.87 | 97.45 | 94.39 | 93.02 |
| 17-Jul-21 | 89.87 | 97.45 | 94.39 | 93.02 |
| 16-Jul-21 | 89.87 | 97.45 | 94.39 | 93.02 |
| 15-Jul-21 | 89.87 | 97.45 | 94.39 | 93.02 |
| 14-Jul-21 | 89.72 | 97.29 | 94.24 | 92.81 |
| 13-Jul-21 | 89.72 | 97.29 | 94.24 | 92.81 |
| 12-Jul-21 | 89.72 | 97.29 | 94.24 | 92.81 |
| 11-Jul-21 | 89.88 | 97.46 | 94.39 | 92.97 |
| 10-Jul-21 | 89.88 | 97.46 | 94.39 | 92.97 |
| 9-Jul-21 | 89.62 | 97.18 | 94.15 | 92.65 |
| 8-Jul-21 | 89.62 | 97.18 | 94.15 | 92.65 |
| 7-Jul-21 | 89.53 | 97.09 | 94.06 | 92.50 |
| 6-Jul-21 | 89.36 | 96.91 | 93.91 | 92.27 |
| 5-Jul-21 | 89.36 | 96.91 | 93.91 | 92.27 |
| 4-Jul-21 | 89.36 | 96.91 | 93.91 | 92.27 |
| 3-Jul-21 | 89.18 | 96.72 | 93.72 | 92.03 |
| 2-Jul-21 | 89.18 | 96.72 | 93.72 | 92.03 |
| 1-Jul-21 | 89.18 | 96.72 | 93.72 | 92.03 |
| 30-Jun-21 | 89.18 | 96.72 | 93.72 | 92.03 |
| 29-Jun-21 | 89.18 | 96.72 | 93.72 | 92.03 |
| 28-Jun-21 | 88.90 | 96.42 | 93.46 | 91.75 |
| 27-Jun-21 | 88.90 | 96.42 | 93.46 | 91.75 |
| 26-Jun-21 | 88.65 | 96.16 | 93.23 | 91.50 |
| 25-Jun-21 | 88.30 | 95.79 | 92.89 | 91.15 |
| 24-Jun-21 | 88.30 | 95.79 | 92.89 | 91.15 |
| 23-Jun-21 | 88.23 | 95.72 | 92.83 | 91.08 |
| 22-Jun-21 | 88.23 | 95.72 | 92.83 | 91.08 |
| 21-Jun-21 | 87.97 | 95.44 | 92.58 | 90.82 |
| 20-Jun-21 | 87.97 | 95.44 | 92.58 | 90.82 |



Petroleum Planning & Analysis Cell

Table Posted: 7-Apr-25

Retail Selling Price of Petrol

| Date of Revision | Delhi | Mumbai | Chennai | Kolkata |
|------------------|-------------|--------|---------|---------|
| | (Rs./Litre) | | | |
| 19-Jun-21 | 96.93 | 103.08 | 98.14 | 96.84 |
| 18-Jun-21 | 96.93 | 103.08 | 98.14 | 96.84 |
| 17-Jun-21 | 96.66 | 102.82 | 97.91 | 96.58 |
| 16-Jun-21 | 96.66 | 102.82 | 97.91 | 96.58 |
| 15-Jun-21 | 96.41 | 102.58 | 97.69 | 96.34 |
| 14-Jun-21 | 96.41 | 102.58 | 97.69 | 96.34 |
| 13-Jun-21 | 96.12 | 102.30 | 97.43 | 96.06 |
| 12-Jun-21 | 96.12 | 102.30 | 97.43 | 96.06 |
| 11-Jun-21 | 95.85 | 102.04 | 97.19 | 95.80 |
| 10-Jun-21 | 95.56 | 101.76 | 96.94 | 95.52 |
| 9-Jun-21 | 95.56 | 101.76 | 96.94 | 95.52 |
| 8-Jun-21 | 95.31 | 101.52 | 96.71 | 95.28 |
| 7-Jun-21 | 95.31 | 101.52 | 96.71 | 95.28 |
| 6-Jun-21 | 95.03 | 101.25 | 96.47 | 95.02 |
| 5-Jun-21 | 94.76 | 100.98 | 96.23 | 94.76 |
| 4-Jun-21 | 94.76 | 100.98 | 96.23 | 94.76 |
| 3-Jun-21 | 94.49 | 100.72 | 95.99 | 94.50 |
| 2-Jun-21 | 94.49 | 100.72 | 95.99 | 94.50 |
| 1-Jun-21 | 94.49 | 100.72 | 95.99 | 94.50 |
| 31-May-21 | 94.23 | 100.47 | 95.76 | 94.25 |
| 30-May-21 | 93.94 | 100.19 | 95.51 | 93.97 |
| 29-May-21 | 93.94 | 100.19 | 95.51 | 93.97 |
| 28-May-21 | 93.68 | 99.94 | 95.28 | 93.72 |
| 27-May-21 | 93.68 | 99.94 | 95.28 | 93.72 |
| 26-May-21 | 93.44 | 99.71 | 95.06 | 93.49 |
| 25-May-21 | 93.44 | 99.71 | 95.06 | 93.49 |
| 24-May-21 | 93.21 | 99.49 | 94.86 | 93.27 |
| 23-May-21 | 93.21 | 99.49 | 94.86 | 93.27 |
| 22-May-21 | 93.04 | 99.32 | 94.71 | 93.11 |
| 21-May-21 | 93.04 | 99.32 | 94.71 | 93.11 |
| 20-May-21 | 92.85 | 99.14 | 94.54 | 92.92 |
| 19-May-21 | 92.85 | 99.14 | 94.54 | 92.92 |
| 18-May-21 | 92.85 | 99.14 | 94.54 | 92.92 |
| 17-May-21 | 92.58 | 98.88 | 94.31 | 92.67 |
| 16-May-21 | 92.58 | 98.88 | 94.31 | 92.67 |
| 15-May-21 | 92.34 | 98.65 | 94.09 | 92.44 |
| 14-May-21 | 92.34 | 98.65 | 94.09 | 92.44 |
| 13-May-21 | 92.05 | 98.36 | 93.84 | 92.16 |
| 12-May-21 | 92.05 | 98.36 | 93.84 | 92.16 |
| 11-May-21 | 91.80 | 98.12 | 93.62 | 91.92 |
| 10-May-21 | 91.53 | 97.86 | 93.38 | 91.66 |
| 9-May-21 | 91.27 | 97.61 | 93.15 | 91.41 |
| 8-May-21 | 91.27 | 97.61 | 93.15 | 91.41 |
| 7-May-21 | 91.27 | 97.61 | 93.15 | 91.41 |
| 6-May-21 | 90.99 | 97.34 | 92.90 | 91.14 |
| 5-May-21 | 90.74 | 97.12 | 92.70 | 90.92 |
| 4-May-21 | 90.55 | 96.95 | 92.55 | 90.76 |
| 3-May-21 | 90.40 | 96.83 | 92.43 | 90.62 |
| 2-May-21 | 90.40 | 96.83 | 92.43 | 90.62 |
| 1-May-21 | 90.40 | 96.83 | 92.43 | 90.62 |
| 30-Apr-21 | 90.40 | 96.83 | 92.43 | 90.62 |
| 29-Apr-21 | 90.40 | 96.83 | 92.43 | 90.62 |
| 28-Apr-21 | 90.40 | 96.83 | 92.43 | 90.62 |
| 27-Apr-21 | 90.40 | 96.83 | 92.43 | 90.62 |
| 26-Apr-21 | 90.40 | 96.83 | 92.43 | 90.62 |
| 25-Apr-21 | 90.40 | 96.83 | 92.43 | 90.62 |
| 24-Apr-21 | 90.40 | 96.83 | 92.43 | 90.62 |
| 23-Apr-21 | 90.40 | 96.83 | 92.43 | 90.62 |
| 22-Apr-21 | 90.40 | 96.83 | 92.43 | 90.62 |
| 21-Apr-21 | 90.40 | 96.83 | 92.43 | 90.62 |
| 20-Apr-21 | 90.40 | 96.83 | 92.43 | 90.62 |
| 19-Apr-21 | 90.40 | 96.83 | 92.43 | 90.62 |
| 18-Apr-21 | 90.40 | 96.83 | 92.43 | 90.62 |
| 17-Apr-21 | 90.40 | 96.83 | 92.43 | 90.62 |
| 16-Apr-21 | 90.40 | 96.83 | 92.43 | 90.62 |
| 15-Apr-21 | 90.40 | 96.83 | 92.43 | 90.62 |
| 14-Apr-21 | 90.56 | 96.98 | 92.58 | 90.77 |
| 13-Apr-21 | 90.56 | 96.98 | 92.58 | 90.77 |
| 12-Apr-21 | 90.56 | 96.98 | 92.58 | 90.77 |
| 11-Apr-21 | 90.56 | 96.98 | 92.58 | 90.77 |
| 10-Apr-21 | 90.56 | 96.98 | 92.58 | 90.77 |
| 9-Apr-21 | 90.56 | 96.98 | 92.58 | 90.77 |
| 8-Apr-21 | 90.56 | 96.98 | 92.58 | 90.77 |
| 7-Apr-21 | 90.56 | 96.98 | 92.58 | 90.77 |
| 6-Apr-21 | 90.56 | 96.98 | 92.58 | 90.77 |
| 5-Apr-21 | 90.56 | 96.98 | 92.58 | 90.77 |
| 4-Apr-21 | 90.56 | 96.98 | 92.58 | 90.77 |
| 3-Apr-21 | 90.56 | 96.98 | 92.58 | 90.77 |
| 2-Apr-21 | 90.56 | 96.98 | 92.58 | 90.77 |
| 1-Apr-21 | 90.56 | 96.98 | 92.58 | 90.77 |
| 31-Mar-21 | 90.56 | 96.98 | 92.58 | 90.77 |
| 30-Mar-21 | 90.56 | 96.98 | 92.58 | 90.77 |
| 29-Mar-21 | 90.78 | 97.19 | 92.77 | 90.98 |
| 28-Mar-21 | 90.78 | 97.19 | 92.77 | 90.98 |

Retail Selling Price of Diesel

| Date of Revision | Delhi | Mumbai | Chennai | Kolkata |
|------------------|-------------|--------|---------|---------|
| | (Rs./Litre) | | | |
| 19-Jun-21 | 87.69 | 95.14 | 92.31 | 90.54 |
| 18-Jun-21 | 87.69 | 95.14 | 92.31 | 90.54 |
| 17-Jun-21 | 87.41 | 94.84 | 92.04 | 90.25 |
| 16-Jun-21 | 87.41 | 94.84 | 92.04 | 90.25 |
| 15-Jun-21 | 87.28 | 94.70 | 91.92 | 90.12 |
| 14-Jun-21 | 87.28 | 94.70 | 91.92 | 90.12 |
| 13-Jun-21 | 86.98 | 94.39 | 91.64 | 89.83 |
| 12-Jun-21 | 86.98 | 94.39 | 91.64 | 89.83 |
| 11-Jun-21 | 86.75 | 94.15 | 91.42 | 89.60 |
| 10-Jun-21 | 86.47 | 93.85 | 91.15 | 89.32 |
| 9-Jun-21 | 86.47 | 93.85 | 91.15 | 89.32 |
| 8-Jun-21 | 86.22 | 93.58 | 90.92 | 89.07 |
| 7-Jun-21 | 86.22 | 93.58 | 90.92 | 89.07 |
| 6-Jun-21 | 85.95 | 93.30 | 90.66 | 88.80 |
| 5-Jun-21 | 85.66 | 92.99 | 90.38 | 88.51 |
| 4-Jun-21 | 85.66 | 92.99 | 90.38 | 88.51 |
| 3-Jun-21 | 85.38 | 92.69 | 90.12 | 88.23 |
| 2-Jun-21 | 85.38 | 92.69 | 90.12 | 88.23 |
| 1-Jun-21 | 85.38 | 92.69 | 90.12 | 88.23 |
| 31-May-21 | 85.15 | 92.45 | 89.90 | 88.00 |
| 30-May-21 | 84.89 | 92.17 | 89.65 | 87.74 |
| 29-May-21 | 84.89 | 92.17 | 89.65 | 87.74 |
| 28-May-21 | 84.61 | 91.87 | 89.39 | 87.46 |
| 27-May-21 | 84.61 | 91.87 | 89.39 | 87.46 |
| 26-May-21 | 84.32 | 91.57 | 89.11 | 87.16 |
| 25-May-21 | 84.32 | 91.57 | 89.11 | 87.16 |
| 24-May-21 | 84.07 | 91.30 | 88.87 | 86.91 |
| 23-May-21 | 84.07 | 91.30 | 88.87 | 86.91 |
| 22-May-21 | 83.80 | 91.01 | 88.62 | 86.64 |
| 21-May-21 | 83.80 | 91.01 | 88.62 | 86.64 |
| 20-May-21 | 83.51 | 90.71 | 88.34 | 86.35 |
| 19-May-21 | 83.51 | 90.71 | 88.34 | 86.35 |
| 18-May-21 | 83.51 | 90.71 | 88.34 | 86.35 |
| 17-May-21 | 83.22 | 90.40 | 88.07 | 86.06 |
| 16-May-21 | 83.22 | 90.40 | 88.07 | 86.06 |
| 15-May-21 | 82.95 | 90.11 | 87.81 | 85.79 |
| 14-May-21 | 82.95 | 90.11 | 87.81 | 85.79 |
| 13-May-21 | 82.61 | 89.75 | 87.49 | 85.45 |
| 12-May-21 | 82.61 | 89.75 | 87.49 | 85.45 |
| 11-May-21 | 82.36 | 89.48 | 87.25 | 85.20 |
| 10-May-21 | 82.06 | 89.17 | 86.96 | 84.90 |
| 9-May-21 | 81.73 | 88.82 | 86.65 | 84.57 |
| 8-May-21 | 81.73 | 88.82 | 86.65 | 84.57 |
| 7-May-21 | 81.73 | 88.82 | 86.65 | 84.57 |
| 6-May-21 | 81.42 | 88.49 | 86.35 | 84.26 |
| 5-May-21 | 81.12 | 88.19 | 86.09 | 83.98 |
| 4-May-21 | 80.91 | 87.98 | 85.90 | 83.78 |
| 3-May-21 | 80.73 | 87.81 | 85.75 | 83.61 |
| 2-May-21 | 80.73 | 87.81 | 85.75 | 83.61 |
| 1-May-21 | 80.73 | 87.81 | 85.75 | 83.61 |
| 30-Apr-21 | 80.73 | 87.81 | 85.75 | 83.61 |
| 29-Apr-21 | 80.73 | 87.81 | 85.75 | 83.61 |
| 28-Apr-21 | 80.73 | 87.81 | 85.75 | 83.61 |
| 27-Apr-21 | 80.73 | 87.81 | 85.75 | 83.61 |
| 26-Apr-21 | 80.73 | 87.81 | 85.75 | 83.61 |
| 25-Apr-21 | 80.73 | 87.81 | 85.75 | 83.61 |
| 24-Apr-21 | 80.73 | 87.81 | 85.75 | 83.61 |
| 23-Apr-21 | 80.73 | 87.81 | 85.75 | 83.61 |
| 22-Apr-21 | 80.73 | 87.81 | 85.75 | 83.61 |
| 21-Apr-21 | 80.73 | 87.81 | 85.75 | 83.61 |
| 20-Apr-21 | 80.73 | 87.81 | 85.75 | 83.61 |
| 19-Apr-21 | 80.73 | 87.81 | 85.75 | 83.61 |
| 18-Apr-21 | 80.73 | 87.81 | 85.75 | 83.61 |
| 17-Apr-21 | 80.73 | 87.81 | 85.75 | 83.61 |
| 16-Apr-21 | 80.73 | 87.81 | 85.75 | 83.61 |
| 15-Apr-21 | 80.73 | 87.81 | 85.75 | 83.61 |
| 14-Apr-21 | 80.87 | 87.96 | 85.88 | 83.75 |
| 13-Apr-21 | 80.87 | 87.96 | 85.88 | 83.75 |
| 12-Apr-21 | 80.87 | 87.96 | 85.88 | 83.75 |
| 11-Apr-21 | 80.87 | 87.96 | 85.88 | 83.75 |
| 10-Apr-21 | 80.87 | 87.96 | 85.88 | 83.75 |
| 9-Apr-21 | 80.87 | 87.96 | 85.88 | 83.75 |
| 8-Apr-21 | 80.87 | 87.96 | 85.88 | 83.75 |
| 7-Apr-21 | 80.87 | 87.96 | 85.88 | 83.75 |
| 6-Apr-21 | 80.87 | 87.96 | 85.88 | 83.75 |
| 5-Apr-21 | 80.87 | 87.96 | 85.88 | 83.75 |
| 4-Apr-21 | 80.87 | 87.96 | 85.88 | 83.75 |
| 3-Apr-21 | 80.87 | 87.96 | 85.88 | 83.75 |
| 2-Apr-21 | 80.87 | 87.96 | 85.88 | 83.75 |
| 1-Apr-21 | 80.87 | 87.96 | 85.88 | 83.75 |
| 31-Mar-21 | 80.87 | 87.96 | 85.88 | 83.75 |
| 30-Mar-21 | 80.87 | 87.96 | 85.88 | 83.75 |
| 29-Mar-21 | 81.10 | 88.20 | 86.10 | 83.98 |
| 28-Mar-21 | 81.10 | 88.20 | 86.10 | 83.98 |



Petroleum Planning & Analysis Cell

Table Posted: 7-Apr-25

Retail Selling Price of Petrol

| Date of Revision | Delhi | Mumbai | Chennai | Kolkata |
|------------------|-------------|--------|---------|---------|
| | (Rs./Litre) | | | |
| 27-Mar-21 | 90.78 | 97.19 | 92.77 | 90.98 |
| 26-Mar-21 | 90.78 | 97.19 | 92.77 | 90.98 |
| 25-Mar-21 | 90.78 | 97.19 | 92.77 | 90.98 |
| 24-Mar-21 | 90.99 | 97.40 | 92.95 | 91.18 |
| 23-Mar-21 | 91.17 | 97.57 | 93.11 | 91.35 |
| 22-Mar-21 | 91.17 | 97.57 | 93.11 | 91.35 |
| 21-Mar-21 | 91.17 | 97.57 | 93.11 | 91.35 |
| 20-Mar-21 | 91.17 | 97.57 | 93.11 | 91.35 |
| 19-Mar-21 | 91.17 | 97.57 | 93.11 | 91.35 |
| 18-Mar-21 | 91.17 | 97.57 | 93.11 | 91.35 |
| 17-Mar-21 | 91.17 | 97.57 | 93.11 | 91.35 |
| 16-Mar-21 | 91.17 | 97.57 | 93.11 | 91.35 |
| 15-Mar-21 | 91.17 | 97.57 | 93.11 | 91.35 |
| 14-Mar-21 | 91.17 | 97.57 | 93.11 | 91.35 |
| 13-Mar-21 | 91.17 | 97.57 | 93.11 | 91.35 |
| 12-Mar-21 | 91.17 | 97.57 | 93.11 | 91.35 |
| 11-Mar-21 | 91.17 | 97.57 | 93.11 | 91.35 |
| 10-Mar-21 | 91.17 | 97.57 | 93.11 | 91.35 |
| 9-Mar-21 | 91.17 | 97.57 | 93.11 | 91.35 |
| 8-Mar-21 | 91.17 | 97.57 | 93.11 | 91.35 |
| 7-Mar-21 | 91.17 | 97.57 | 93.11 | 91.35 |
| 6-Mar-21 | 91.17 | 97.57 | 93.11 | 91.35 |
| 5-Mar-21 | 91.17 | 97.57 | 93.11 | 91.35 |
| 4-Mar-21 | 91.17 | 97.57 | 93.11 | 91.35 |
| 3-Mar-21 | 91.17 | 97.57 | 93.11 | 91.35 |
| 2-Mar-21 | 91.17 | 97.57 | 93.11 | 91.35 |
| 1-Mar-21 | 91.17 | 97.57 | 93.11 | 91.35 |
| 28-Feb-21 | 91.17 | 97.57 | 93.11 | 91.35 |
| 27-Feb-21 | 91.17 | 97.57 | 93.11 | 91.35 |
| 26-Feb-21 | 90.93 | 97.34 | 92.90 | 91.12 |
| 25-Feb-21 | 90.93 | 97.34 | 92.90 | 91.12 |
| 24-Feb-21 | 90.93 | 97.34 | 92.90 | 91.12 |
| 23-Feb-21 | 90.93 | 97.34 | 92.90 | 91.12 |
| 22-Feb-21 | 90.58 | 97.00 | 92.59 | 91.78 |
| 21-Feb-21 | 90.58 | 97.00 | 92.59 | 91.78 |
| 20-Feb-21 | 90.58 | 97.00 | 92.59 | 91.78 |
| 19-Feb-21 | 90.19 | 96.62 | 92.25 | 91.41 |
| 18-Feb-21 | 89.88 | 96.32 | 91.98 | 91.11 |
| 17-Feb-21 | 89.54 | 96.00 | 91.68 | 90.78 |
| 16-Feb-21 | 89.29 | 95.75 | 91.45 | 90.54 |
| 15-Feb-21 | 88.99 | 95.46 | 91.19 | 90.25 |
| 14-Feb-21 | 88.73 | 95.21 | 90.96 | 90.01 |
| 13-Feb-21 | 88.44 | 94.93 | 90.70 | 89.73 |
| 12-Feb-21 | 88.14 | 94.64 | 90.44 | 89.44 |
| 11-Feb-21 | 87.85 | 94.36 | 90.18 | 89.16 |
| 10-Feb-21 | 87.60 | 94.12 | 89.96 | 88.92 |
| 9-Feb-21 | 87.30 | 93.83 | 89.70 | 88.63 |
| 8-Feb-21 | 86.95 | 93.49 | 89.39 | 88.30 |
| 7-Feb-21 | 86.95 | 93.49 | 89.39 | 88.30 |
| 6-Feb-21 | 86.95 | 93.49 | 89.39 | 88.30 |
| 5-Feb-21 | 86.95 | 93.49 | 89.39 | 88.30 |
| 4-Feb-21 | 86.65 | 93.20 | 89.13 | 88.01 |
| 3-Feb-21 | 86.30 | 92.86 | 88.82 | 87.69 |
| 2-Feb-21 | 86.30 | 92.86 | 88.82 | 87.69 |
| 1-Feb-21 | 86.30 | 92.86 | 88.82 | 87.69 |
| 31-Jan-21 | 86.30 | 92.86 | 88.82 | 87.69 |
| 30-Jan-21 | 86.30 | 92.86 | 88.82 | 87.69 |
| 29-Jan-21 | 86.30 | 92.86 | 88.82 | 87.69 |
| 28-Jan-21 | 86.30 | 92.86 | 88.82 | 87.69 |
| 27-Jan-21 | 86.30 | 92.86 | 88.82 | 87.69 |
| 26-Jan-21 | 86.05 | 92.62 | 88.60 | 87.45 |
| 25-Jan-21 | 85.70 | 92.28 | 88.29 | 87.11 |
| 24-Jan-21 | 85.70 | 92.28 | 88.29 | 87.11 |
| 23-Jan-21 | 85.70 | 92.28 | 88.29 | 87.11 |
| 22-Jan-21 | 85.45 | 92.04 | 88.07 | 86.87 |
| 21-Jan-21 | 85.20 | 91.80 | 87.85 | 86.63 |
| 20-Jan-21 | 85.20 | 91.80 | 87.85 | 86.63 |
| 19-Jan-21 | 85.20 | 91.80 | 87.85 | 86.63 |
| 18-Jan-21 | 84.95 | 91.56 | 87.63 | 86.39 |
| 17-Jan-21 | 84.70 | 91.32 | 87.40 | 86.15 |
| 16-Jan-21 | 84.70 | 91.32 | 87.40 | 86.15 |
| 15-Jan-21 | 84.70 | 91.32 | 87.40 | 86.15 |
| 14-Jan-21 | 84.70 | 91.32 | 87.40 | 86.15 |
| 13-Jan-21 | 84.45 | 91.07 | 87.18 | 85.92 |
| 12-Jan-21 | 84.20 | 90.83 | 86.96 | 85.68 |
| 11-Jan-21 | 84.20 | 90.83 | 86.96 | 85.68 |
| 10-Jan-21 | 84.20 | 90.83 | 86.96 | 85.68 |
| 9-Jan-21 | 84.20 | 90.83 | 86.96 | 85.68 |
| 8-Jan-21 | 84.20 | 90.83 | 86.96 | 85.68 |
| 7-Jan-21 | 84.20 | 90.83 | 86.96 | 85.68 |
| 6-Jan-21 | 83.97 | 90.60 | 86.75 | 85.44 |
| 5-Jan-21 | 83.71 | 90.34 | 86.51 | 85.19 |
| 4-Jan-21 | 83.71 | 90.34 | 86.51 | 85.19 |
| 3-Jan-21 | 83.71 | 90.34 | 86.51 | 85.19 |

Retail Selling Price of Diesel

| Date of Revision | Delhi | Mumbai | Chennai | Kolkata |
|------------------|-------------|--------|---------|---------|
| | (Rs./Litre) | | | |
| 27-Mar-21 | 81.10 | 88.20 | 86.10 | 83.98 |
| 26-Mar-21 | 81.10 | 88.20 | 86.10 | 83.98 |
| 25-Mar-21 | 81.10 | 88.20 | 86.10 | 83.98 |
| 24-Mar-21 | 81.30 | 88.42 | 86.29 | 84.18 |
| 23-Mar-21 | 81.47 | 88.60 | 86.45 | 84.35 |
| 22-Mar-21 | 81.47 | 88.60 | 86.45 | 84.35 |
| 21-Mar-21 | 81.47 | 88.60 | 86.45 | 84.35 |
| 20-Mar-21 | 81.47 | 88.60 | 86.45 | 84.35 |
| 19-Mar-21 | 81.47 | 88.60 | 86.45 | 84.35 |
| 18-Mar-21 | 81.47 | 88.60 | 86.45 | 84.35 |
| 17-Mar-21 | 81.47 | 88.60 | 86.45 | 84.35 |
| 16-Mar-21 | 81.47 | 88.60 | 86.45 | 84.35 |
| 15-Mar-21 | 81.47 | 88.60 | 86.45 | 84.35 |
| 14-Mar-21 | 81.47 | 88.60 | 86.45 | 84.35 |
| 13-Mar-21 | 81.47 | 88.60 | 86.45 | 84.35 |
| 12-Mar-21 | 81.47 | 88.60 | 86.45 | 84.35 |
| 11-Mar-21 | 81.47 | 88.60 | 86.45 | 84.35 |
| 10-Mar-21 | 81.47 | 88.60 | 86.45 | 84.35 |
| 9-Mar-21 | 81.47 | 88.60 | 86.45 | 84.35 |
| 8-Mar-21 | 81.47 | 88.60 | 86.45 | 84.35 |
| 7-Mar-21 | 81.47 | 88.60 | 86.45 | 84.35 |
| 6-Mar-21 | 81.47 | 88.60 | 86.45 | 84.35 |
| 5-Mar-21 | 81.47 | 88.60 | 86.45 | 84.35 |
| 4-Mar-21 | 81.47 | 88.60 | 86.45 | 84.35 |
| 3-Mar-21 | 81.47 | 88.60 | 86.45 | 84.35 |
| 2-Mar-21 | 81.47 | 88.60 | 86.45 | 84.35 |
| 1-Mar-21 | 81.47 | 88.60 | 86.45 | 84.35 |
| 28-Feb-21 | 81.47 | 88.60 | 86.45 | 84.35 |
| 27-Feb-21 | 81.47 | 88.60 | 86.45 | 84.35 |
| 26-Feb-21 | 81.32 | 88.44 | 86.31 | 84.20 |
| 25-Feb-21 | 81.32 | 88.44 | 86.31 | 84.20 |
| 24-Feb-21 | 81.32 | 88.44 | 86.31 | 84.20 |
| 23-Feb-21 | 81.32 | 88.44 | 86.31 | 84.20 |
| 22-Feb-21 | 80.97 | 88.06 | 85.98 | 84.56 |
| 21-Feb-21 | 80.97 | 88.06 | 85.98 | 84.56 |
| 20-Feb-21 | 80.97 | 88.06 | 85.98 | 84.56 |
| 19-Feb-21 | 80.60 | 87.67 | 85.63 | 84.19 |
| 18-Feb-21 | 80.27 | 87.32 | 85.31 | 83.86 |
| 17-Feb-21 | 79.95 | 86.98 | 85.01 | 83.54 |
| 16-Feb-21 | 79.70 | 86.72 | 84.77 | 83.29 |
| 15-Feb-21 | 79.35 | 86.34 | 84.44 | 82.94 |
| 14-Feb-21 | 79.06 | 86.04 | 84.16 | 82.65 |
| 13-Feb-21 | 78.74 | 85.70 | 83.86 | 82.33 |
| 12-Feb-21 | 78.38 | 85.32 | 83.52 | 81.96 |
| 11-Feb-21 | 78.03 | 84.94 | 83.18 | 81.61 |
| 10-Feb-21 | 77.73 | 84.63 | 82.90 | 81.31 |
| 9-Feb-21 | 77.48 | 84.36 | 82.66 | 81.06 |
| 8-Feb-21 | 77.13 | 83.99 | 82.33 | 80.71 |
| 7-Feb-21 | 77.13 | 83.99 | 82.33 | 80.71 |
| 6-Feb-21 | 77.13 | 83.99 | 82.33 | 80.71 |
| 5-Feb-21 | 77.13 | 83.99 | 82.33 | 80.71 |
| 4-Feb-21 | 76.83 | 83.67 | 82.04 | 80.41 |
| 3-Feb-21 | 76.48 | 83.30 | 81.71 | 80.08 |
| 2-Feb-21 | 76.48 | 83.30 | 81.71 | 80.08 |
| 1-Feb-21 | 76.48 | 83.30 | 81.71 | 80.08 |
| 31-Jan-21 | 76.48 | 83.30 | 81.71 | 80.08 |
| 30-Jan-21 | 76.48 | 83.30 | 81.71 | 80.08 |
| 29-Jan-21 | 76.48 | 83.30 | 81.71 | 80.08 |
| 28-Jan-21 | 76.48 | 83.30 | 81.71 | 80.08 |
| 27-Jan-21 | 76.48 | 83.30 | 81.71 | 80.08 |
| 26-Jan-21 | 76.23 | 83.03 | 81.47 | 79.83 |
| 25-Jan-21 | 75.88 | 82.66 | 81.14 | 79.48 |
| 24-Jan-21 | 75.88 | 82.66 | 81.14 | 79.48 |
| 23-Jan-21 | 75.88 | 82.66 | 81.14 | 79.48 |
| 22-Jan-21 | 75.63 | 82.40 | 80.90 | 79.23 |
| 21-Jan-21 | 75.38 | 82.13 | 80.67 | 78.97 |
| 20-Jan-21 | 75.38 | 82.13 | 80.67 | 78.97 |
| 19-Jan-21 | 75.38 | 82.13 | 80.67 | 78.97 |
| 18-Jan-21 | 75.13 | 81.87 | 80.43 | 78.72 |
| 17-Jan-21 | 74.88 | 81.60 | 80.19 | 78.47 |
| 16-Jan-21 | 74.88 | 81.60 | 80.19 | 78.47 |
| 15-Jan-21 | 74.88 | 81.60 | 80.19 | 78.47 |
| 14-Jan-21 | 74.88 | 81.60 | 80.19 | 78.47 |
| 13-Jan-21 | 74.63 | 81.34 | 79.95 | 78.22 |
| 12-Jan-21 | 74.38 | 81.07 | 79.72 | 77.97 |
| 11-Jan-21 | 74.38 | 81.07 | 79.72 | 77.97 |
| 10-Jan-21 | 74.38 | 81.07 | 79.72 | 77.97 |
| 9-Jan-21 | 74.38 | 81.07 | 79.72 | 77.97 |
| 8-Jan-21 | 74.38 | 81.07 | 79.72 | 77.97 |
| 7-Jan-21 | 74.38 | 81.07 | 79.72 | 77.97 |
| 6-Jan-21 | 74.12 | 80.78 | 79.46 | 77.70 |
| 5-Jan-21 | 73.87 | 80.51 | 79.21 | 77.44 |
| 4-Jan-21 | 73.87 | 80.51 | 79.21 | 77.44 |
| 3-Jan-21 | 73.87 | 80.51 | 79.21 | 77.44 |



Petroleum Planning & Analysis Cell

Table Posted: 7-Apr-25

Retail Selling Price of Petrol

| Date of Revision | Delhi | Mumbai | Chennai | Kolkata |
|------------------|-------------|--------|---------|---------|
| | (Rs./Litre) | | | |
| 2-Jan-21 | 83.71 | 90.34 | 86.51 | 85.19 |
| 1-Jan-21 | 83.71 | 90.34 | 86.51 | 85.19 |
| 31-Dec-20 | 83.71 | 90.34 | 86.51 | 85.19 |
| 30-Dec-20 | 83.71 | 90.34 | 86.51 | 85.19 |
| 29-Dec-20 | 83.71 | 90.34 | 86.51 | 85.19 |
| 28-Dec-20 | 83.71 | 90.34 | 86.51 | 85.19 |
| 27-Dec-20 | 83.71 | 90.34 | 86.51 | 85.19 |
| 26-Dec-20 | 83.71 | 90.34 | 86.51 | 85.19 |
| 25-Dec-20 | 83.71 | 90.34 | 86.51 | 85.19 |
| 24-Dec-20 | 83.71 | 90.34 | 86.51 | 85.19 |
| 23-Dec-20 | 83.71 | 90.34 | 86.51 | 85.19 |
| 22-Dec-20 | 83.71 | 90.34 | 86.51 | 85.19 |
| 21-Dec-20 | 83.71 | 90.34 | 86.51 | 85.19 |
| 20-Dec-20 | 83.71 | 90.34 | 86.51 | 85.19 |
| 19-Dec-20 | 83.71 | 90.34 | 86.51 | 85.19 |
| 18-Dec-20 | 83.71 | 90.34 | 86.51 | 85.19 |
| 17-Dec-20 | 83.71 | 90.34 | 86.51 | 85.19 |
| 16-Dec-20 | 83.71 | 90.34 | 86.51 | 85.19 |
| 15-Dec-20 | 83.71 | 90.34 | 86.51 | 85.19 |
| 14-Dec-20 | 83.71 | 90.34 | 86.51 | 85.19 |
| 13-Dec-20 | 83.71 | 90.34 | 86.51 | 85.19 |
| 12-Dec-20 | 83.71 | 90.34 | 86.51 | 85.19 |
| 11-Dec-20 | 83.71 | 90.34 | 86.51 | 85.19 |
| 10-Dec-20 | 83.71 | 90.34 | 86.51 | 85.19 |
| 9-Dec-20 | 83.71 | 90.34 | 86.51 | 85.19 |
| 8-Dec-20 | 83.71 | 90.34 | 86.51 | 85.19 |
| 7-Dec-20 | 83.71 | 90.34 | 86.51 | 85.19 |
| 6-Dec-20 | 83.41 | 90.05 | 86.25 | 84.90 |
| 5-Dec-20 | 83.13 | 89.78 | 86.00 | 84.63 |
| 4-Dec-20 | 82.86 | 89.52 | 85.76 | 84.37 |
| 3-Dec-20 | 82.66 | 89.33 | 85.59 | 84.18 |
| 2-Dec-20 | 82.49 | 89.16 | 85.44 | 84.02 |
| 1-Dec-20 | 82.34 | 89.02 | 85.31 | 83.87 |
| 30-Nov-20 | 82.34 | 89.02 | 85.31 | 83.87 |
| 29-Nov-20 | 82.34 | 89.02 | 85.31 | 83.87 |
| 28-Nov-20 | 82.13 | 88.81 | 85.12 | 83.67 |
| 27-Nov-20 | 81.89 | 88.58 | 84.91 | 83.44 |
| 26-Nov-20 | 81.70 | 88.40 | 84.74 | 83.26 |
| 25-Nov-20 | 81.59 | 88.29 | 84.64 | 83.15 |
| 24-Nov-20 | 81.59 | 88.29 | 84.64 | 83.15 |
| 23-Nov-20 | 81.53 | 88.23 | 84.59 | 83.10 |
| 22-Nov-20 | 81.46 | 88.16 | 84.53 | 83.03 |
| 21-Nov-20 | 81.38 | 88.09 | 84.46 | 82.95 |
| 20-Nov-20 | 81.23 | 87.92 | 84.31 | 82.79 |
| 19-Nov-20 | 81.06 | 87.74 | 84.14 | 82.59 |
| 18-Nov-20 | 81.06 | 87.74 | 84.14 | 82.59 |
| 17-Nov-20 | 81.06 | 87.74 | 84.14 | 82.59 |
| 16-Nov-20 | 81.06 | 87.74 | 84.14 | 82.59 |
| 15-Nov-20 | 81.06 | 87.74 | 84.14 | 82.59 |
| 14-Nov-20 | 81.06 | 87.74 | 84.14 | 82.59 |
| 13-Nov-20 | 81.06 | 87.74 | 84.14 | 82.59 |
| 12-Nov-20 | 81.06 | 87.74 | 84.14 | 82.59 |
| 11-Nov-20 | 81.06 | 87.74 | 84.14 | 82.59 |
| 10-Nov-20 | 81.06 | 87.74 | 84.14 | 82.59 |
| 9-Nov-20 | 81.06 | 87.74 | 84.14 | 82.59 |
| 8-Nov-20 | 81.06 | 87.74 | 84.14 | 82.59 |
| 7-Nov-20 | 81.06 | 87.74 | 84.14 | 82.59 |
| 6-Nov-20 | 81.06 | 87.74 | 84.14 | 82.59 |
| 5-Nov-20 | 81.06 | 87.74 | 84.14 | 82.59 |
| 4-Nov-20 | 81.06 | 87.74 | 84.14 | 82.59 |
| 3-Nov-20 | 81.06 | 87.74 | 84.14 | 82.59 |
| 2-Nov-20 | 81.06 | 87.74 | 84.14 | 82.59 |
| 1-Nov-20 | 81.06 | 87.74 | 84.14 | 82.59 |
| 31-Oct-20 | 81.06 | 87.74 | 84.14 | 82.59 |
| 30-Oct-20 | 81.06 | 87.74 | 84.14 | 82.59 |
| 29-Oct-20 | 81.06 | 87.74 | 84.14 | 82.59 |
| 28-Oct-20 | 81.06 | 87.74 | 84.14 | 82.59 |
| 27-Oct-20 | 81.06 | 87.74 | 84.14 | 82.59 |
| 26-Oct-20 | 81.06 | 87.74 | 84.14 | 82.59 |
| 25-Oct-20 | 81.06 | 87.74 | 84.14 | 82.59 |
| 24-Oct-20 | 81.06 | 87.74 | 84.14 | 82.59 |
| 23-Oct-20 | 81.06 | 87.74 | 84.14 | 82.59 |
| 22-Oct-20 | 81.06 | 87.74 | 84.14 | 82.59 |
| 21-Oct-20 | 81.06 | 87.74 | 84.14 | 82.59 |
| 20-Oct-20 | 81.06 | 87.74 | 84.14 | 82.59 |
| 19-Oct-20 | 81.06 | 87.74 | 84.14 | 82.59 |
| 18-Oct-20 | 81.06 | 87.74 | 84.14 | 82.59 |
| 17-Oct-20 | 81.06 | 87.74 | 84.14 | 82.59 |
| 16-Oct-20 | 81.06 | 87.74 | 84.14 | 82.59 |
| 15-Oct-20 | 81.06 | 87.74 | 84.14 | 82.59 |
| 14-Oct-20 | 81.06 | 87.74 | 84.14 | 82.59 |
| 13-Oct-20 | 81.06 | 87.74 | 84.14 | 82.59 |
| 12-Oct-20 | 81.06 | 87.74 | 84.14 | 82.59 |
| 11-Oct-20 | 81.06 | 87.74 | 84.14 | 82.59 |

Retail Selling Price of Diesel

| Date of Revision | Delhi | Mumbai | Chennai | Kolkata |
|------------------|-------------|--------|---------|---------|
| | (Rs./Litre) | | | |
| 2-Jan-21 | 73.87 | 80.51 | 79.21 | 77.44 |
| 1-Jan-21 | 73.87 | 80.51 | 79.21 | 77.44 |
| 31-Dec-20 | 73.87 | 80.51 | 79.21 | 77.44 |
| 30-Dec-20 | 73.87 | 80.51 | 79.21 | 77.44 |
| 29-Dec-20 | 73.87 | 80.51 | 79.21 | 77.44 |
| 28-Dec-20 | 73.87 | 80.51 | 79.21 | 77.44 |
| 27-Dec-20 | 73.87 | 80.51 | 79.21 | 77.44 |
| 26-Dec-20 | 73.87 | 80.51 | 79.21 | 77.44 |
| 25-Dec-20 | 73.87 | 80.51 | 79.21 | 77.44 |
| 24-Dec-20 | 73.87 | 80.51 | 79.21 | 77.44 |
| 23-Dec-20 | 73.87 | 80.51 | 79.21 | 77.44 |
| 22-Dec-20 | 73.87 | 80.51 | 79.21 | 77.44 |
| 21-Dec-20 | 73.87 | 80.51 | 79.21 | 77.44 |
| 20-Dec-20 | 73.87 | 80.51 | 79.21 | 77.44 |
| 19-Dec-20 | 73.87 | 80.51 | 79.21 | 77.44 |
| 18-Dec-20 | 73.87 | 80.51 | 79.21 | 77.44 |
| 17-Dec-20 | 73.87 | 80.51 | 79.21 | 77.44 |
| 16-Dec-20 | 73.87 | 80.51 | 79.21 | 77.44 |
| 15-Dec-20 | 73.87 | 80.51 | 79.21 | 77.44 |
| 14-Dec-20 | 73.87 | 80.51 | 79.21 | 77.44 |
| 13-Dec-20 | 73.87 | 80.51 | 79.21 | 77.44 |
| 12-Dec-20 | 73.87 | 80.51 | 79.21 | 77.44 |
| 11-Dec-20 | 73.87 | 80.51 | 79.21 | 77.44 |
| 10-Dec-20 | 73.87 | 80.51 | 79.21 | 77.44 |
| 9-Dec-20 | 73.87 | 80.51 | 79.21 | 77.44 |
| 8-Dec-20 | 73.87 | 80.51 | 79.21 | 77.44 |
| 7-Dec-20 | 73.87 | 80.51 | 79.21 | 77.44 |
| 6-Dec-20 | 73.61 | 80.23 | 78.97 | 77.18 |
| 5-Dec-20 | 73.32 | 79.93 | 78.69 | 76.89 |
| 4-Dec-20 | 73.07 | 79.66 | 78.45 | 76.64 |
| 3-Dec-20 | 72.84 | 79.42 | 78.24 | 76.41 |
| 2-Dec-20 | 72.65 | 79.22 | 78.06 | 76.22 |
| 1-Dec-20 | 72.42 | 78.97 | 77.84 | 75.99 |
| 30-Nov-20 | 72.42 | 78.97 | 77.84 | 75.99 |
| 29-Nov-20 | 72.42 | 78.97 | 77.84 | 75.99 |
| 28-Nov-20 | 72.13 | 78.66 | 77.56 | 75.70 |
| 27-Nov-20 | 71.86 | 78.38 | 77.30 | 75.43 |
| 26-Nov-20 | 71.62 | 78.12 | 77.08 | 75.19 |
| 25-Nov-20 | 71.41 | 77.90 | 76.88 | 74.98 |
| 24-Nov-20 | 71.41 | 77.90 | 76.88 | 74.98 |
| 23-Nov-20 | 71.25 | 77.73 | 76.72 | 74.82 |
| 22-Nov-20 | 71.07 | 77.54 | 76.55 | 74.64 |
| 21-Nov-20 | 70.88 | 77.34 | 76.37 | 74.45 |
| 20-Nov-20 | 70.68 | 77.11 | 76.17 | 74.24 |
| 19-Nov-20 | 70.46 | 76.86 | 75.95 | 73.99 |
| 18-Nov-20 | 70.46 | 76.86 | 75.95 | 73.99 |
| 17-Nov-20 | 70.46 | 76.86 | 75.95 | 73.99 |
| 16-Nov-20 | 70.46 | 76.86 | 75.95 | 73.99 |
| 15-Nov-20 | 70.46 | 76.86 | 75.95 | 73.99 |
| 14-Nov-20 | 70.46 | 76.86 | 75.95 | 73.99 |
| 13-Nov-20 | 70.46 | 76.86 | 75.95 | 73.99 |
| 12-Nov-20 | 70.46 | 76.86 | 75.95 | 73.99 |
| 11-Nov-20 | 70.46 | 76.86 | 75.95 | 73.99 |
| 10-Nov-20 | 70.46 | 76.86 | 75.95 | 73.99 |
| 9-Nov-20 | 70.46 | 76.86 | 75.95 | 73.99 |
| 8-Nov-20 | 70.46 | 76.86 | 75.95 | 73.99 |
| 7-Nov-20 | 70.46 | 76.86 | 75.95 | 73.99 |
| 6-Nov-20 | 70.46 | 76.86 | 75.95 | 73.99 |
| 5-Nov-20 | 70.46 | 76.86 | 75.95 | 73.99 |
| 4-Nov-20 | 70.46 | 76.86 | 75.95 | 73.99 |
| 3-Nov-20 | 70.46 | 76.86 | 75.95 | 73.99 |
| 2-Nov-20 | 70.46 | 76.86 | 75.95 | 73.99 |
| 1-Nov-20 | 70.46 | 76.86 | 75.95 | 73.99 |
| 31-Oct-20 | 70.46 | 76.86 | 75.95 | 73.99 |
| 30-Oct-20 | 70.46 | 76.86 | 75.95 | 73.99 |
| 29-Oct-20 | 70.46 | 76.86 | 75.95 | 73.99 |
| 28-Oct-20 | 70.46 | 76.86 | 75.95 | 73.99 |
| 27-Oct-20 | 70.46 | 76.86 | 75.95 | 73.99 |
| 26-Oct-20 | 70.46 | 76.86 | 75.95 | 73.99 |
| 25-Oct-20 | 70.46 | 76.86 | 75.95 | 73.99 |
| 24-Oct-20 | 70.46 | 76.86 | 75.95 | 73.99 |
| 23-Oct-20 | 70.46 | 76.86 | 75.95 | 73.99 |
| 22-Oct-20 | 70.46 | 76.86 | 75.95 | 73.99 |
| 21-Oct-20 | 70.46 | 76.86 | 75.95 | 73.99 |
| 20-Oct-20 | 70.46 | 76.86 | 75.95 | 73.99 |
| 19-Oct-20 | 70.46 | 76.86 | 75.95 | 73.99 |
| 18-Oct-20 | 70.46 | 76.86 | 75.95 | 73.99 |
| 17-Oct-20 | 70.46 | 76.86 | 75.95 | 73.99 |
| 16-Oct-20 | 70.46 | 76.86 | 75.95 | 73.99 |
| 15-Oct-20 | 70.46 | 76.86 | 75.95 | 73.99 |
| 14-Oct-20 | 70.46 | 76.86 | 75.95 | 73.99 |
| 13-Oct-20 | 70.46 | 76.86 | 75.95 | 73.99 |
| 12-Oct-20 | 70.46 | 76.86 | 75.95 | 73.99 |
| 11-Oct-20 | 70.46 | 76.86 | 75.95 | 73.99 |



Petroleum Planning & Analysis Cell

Table Posted: 7-Apr-25

Retail Selling Price of Petrol

| Date of Revision | Delhi | Mumbai | Chennai | Kolkata |
|------------------|-------------|--------|---------|---------|
| | (Rs./Litre) | | | |
| 10-Oct-20 | 81.06 | 87.74 | 84.14 | 82.59 |
| 9-Oct-20 | 81.06 | 87.74 | 84.14 | 82.59 |
| 8-Oct-20 | 81.06 | 87.74 | 84.14 | 82.59 |
| 7-Oct-20 | 81.06 | 87.74 | 84.14 | 82.59 |
| 6-Oct-20 | 81.06 | 87.74 | 84.14 | 82.59 |
| 5-Oct-20 | 81.06 | 87.74 | 84.14 | 82.59 |
| 4-Oct-20 | 81.06 | 87.74 | 84.14 | 82.59 |
| 3-Oct-20 | 81.06 | 87.74 | 84.14 | 82.59 |
| 2-Oct-20 | 81.06 | 87.74 | 84.14 | 82.59 |
| 1-Oct-20 | 81.06 | 87.74 | 84.14 | 82.59 |
| 30-Sep-20 | 81.06 | 87.74 | 84.14 | 82.59 |
| 29-Sep-20 | 81.06 | 87.74 | 84.14 | 82.59 |
| 28-Sep-20 | 81.06 | 87.74 | 84.14 | 82.59 |
| 27-Sep-20 | 81.06 | 87.74 | 84.14 | 82.59 |
| 26-Sep-20 | 81.06 | 87.74 | 84.14 | 82.59 |
| 25-Sep-20 | 81.06 | 87.74 | 84.14 | 82.59 |
| 24-Sep-20 | 81.06 | 87.74 | 84.14 | 82.59 |
| 23-Sep-20 | 81.06 | 87.74 | 84.14 | 82.59 |
| 22-Sep-20 | 81.06 | 87.74 | 84.14 | 82.59 |
| 21-Sep-20 | 81.14 | 87.82 | 84.21 | 82.67 |
| 20-Sep-20 | 81.14 | 87.82 | 84.21 | 82.67 |
| 19-Sep-20 | 81.14 | 87.82 | 84.21 | 82.67 |
| 18-Sep-20 | 81.14 | 87.82 | 84.21 | 82.67 |
| 17-Sep-20 | 81.40 | 88.07 | 84.44 | 82.92 |
| 16-Sep-20 | 81.55 | 88.21 | 84.57 | 83.06 |
| 15-Sep-20 | 81.55 | 88.21 | 84.57 | 83.06 |
| 14-Sep-20 | 81.72 | 88.38 | 84.72 | 83.23 |
| 13-Sep-20 | 81.86 | 88.51 | 84.85 | 83.36 |
| 12-Sep-20 | 81.86 | 88.51 | 84.85 | 83.36 |
| 11-Sep-20 | 81.99 | 88.64 | 84.96 | 83.49 |
| 10-Sep-20 | 81.99 | 88.64 | 84.96 | 83.49 |
| 9-Sep-20 | 82.08 | 88.73 | 85.04 | 83.57 |
| 8-Sep-20 | 82.08 | 88.73 | 85.04 | 83.57 |
| 7-Sep-20 | 82.08 | 88.73 | 85.04 | 83.57 |
| 6-Sep-20 | 82.08 | 88.73 | 85.04 | 83.57 |
| 5-Sep-20 | 82.08 | 88.73 | 85.04 | 83.57 |
| 4-Sep-20 | 82.08 | 88.73 | 85.04 | 83.57 |
| 3-Sep-20 | 82.08 | 88.73 | 85.04 | 83.57 |
| 2-Sep-20 | 82.08 | 88.73 | 85.04 | 83.57 |
| 1-Sep-20 | 82.08 | 88.73 | 85.04 | 83.57 |
| 31-Aug-20 | 82.03 | 88.68 | 85.00 | 83.52 |
| 30-Aug-20 | 82.03 | 88.68 | 85.00 | 83.52 |
| 29-Aug-20 | 81.94 | 88.58 | 84.91 | 83.43 |
| 28-Aug-20 | 81.94 | 88.58 | 84.91 | 83.43 |
| 27-Aug-20 | 81.83 | 88.48 | 84.82 | 83.33 |
| 26-Aug-20 | 81.73 | 88.39 | 84.73 | 83.24 |
| 25-Aug-20 | 81.73 | 88.39 | 84.73 | 83.24 |
| 24-Aug-20 | 81.62 | 88.28 | 84.64 | 83.13 |
| 23-Aug-20 | 81.49 | 88.16 | 84.52 | 83.01 |
| 22-Aug-20 | 81.35 | 88.02 | 84.40 | 82.87 |
| 21-Aug-20 | 81.19 | 87.87 | 84.26 | 82.72 |
| 20-Aug-20 | 81.00 | 87.68 | 84.09 | 82.53 |
| 19-Aug-20 | 80.90 | 87.58 | 83.99 | 82.43 |
| 18-Aug-20 | 80.90 | 87.58 | 83.99 | 82.43 |
| 17-Aug-20 | 80.73 | 87.45 | 83.87 | 82.30 |
| 16-Aug-20 | 80.57 | 87.31 | 83.75 | 82.17 |
| 15-Aug-20 | 80.43 | 87.19 | 83.63 | 82.05 |
| 14-Aug-20 | 80.43 | 87.19 | 83.63 | 82.05 |
| 13-Aug-20 | 80.43 | 87.19 | 83.63 | 82.05 |
| 12-Aug-20 | 80.43 | 87.19 | 83.63 | 82.05 |
| 11-Aug-20 | 80.43 | 87.19 | 83.63 | 82.05 |
| 10-Aug-20 | 80.43 | 87.19 | 83.63 | 82.05 |
| 9-Aug-20 | 80.43 | 87.19 | 83.63 | 82.05 |
| 8-Aug-20 | 80.43 | 87.19 | 83.63 | 82.05 |
| 7-Aug-20 | 80.43 | 87.19 | 83.63 | 82.05 |
| 6-Aug-20 | 80.43 | 87.19 | 83.63 | 82.05 |
| 5-Aug-20 | 80.43 | 87.19 | 83.63 | 82.05 |
| 4-Aug-20 | 80.43 | 87.19 | 83.63 | 82.05 |
| 3-Aug-20 | 80.43 | 87.19 | 83.63 | 82.05 |
| 2-Aug-20 | 80.43 | 87.19 | 83.63 | 82.05 |
| 1-Aug-20 | 80.43 | 87.19 | 83.63 | 82.05 |
| 31-Jul-20 | 80.43 | 87.19 | 83.63 | 82.10 |
| 30-Jul-20 | 80.43 | 87.19 | 83.63 | 82.10 |
| 29-Jul-20 | 80.43 | 87.19 | 83.63 | 82.10 |
| 28-Jul-20 | 80.43 | 87.19 | 83.63 | 82.10 |
| 27-Jul-20 | 80.43 | 87.19 | 83.63 | 82.10 |
| 26-Jul-20 | 80.43 | 87.19 | 83.63 | 82.10 |
| 25-Jul-20 | 80.43 | 87.19 | 83.63 | 82.10 |
| 24-Jul-20 | 80.43 | 87.19 | 83.63 | 82.10 |
| 23-Jul-20 | 80.43 | 87.19 | 83.63 | 82.10 |
| 22-Jul-20 | 80.43 | 87.19 | 83.63 | 82.10 |
| 21-Jul-20 | 80.43 | 87.19 | 83.63 | 82.10 |
| 20-Jul-20 | 80.43 | 87.19 | 83.63 | 82.10 |
| 19-Jul-20 | 80.43 | 87.19 | 83.63 | 82.10 |

Retail Selling Price of Diesel

| Date of Revision | Delhi | Mumbai | Chennai | Kolkata |
|------------------|-------------|--------|---------|---------|
| | (Rs./Litre) | | | |
| 10-Oct-20 | 70.46 | 76.86 | 75.95 | 73.99 |
| 9-Oct-20 | 70.46 | 76.86 | 75.95 | 73.99 |
| 8-Oct-20 | 70.46 | 76.86 | 75.95 | 73.99 |
| 7-Oct-20 | 70.46 | 76.86 | 75.95 | 73.99 |
| 6-Oct-20 | 70.46 | 76.86 | 75.95 | 73.99 |
| 5-Oct-20 | 70.46 | 76.86 | 75.95 | 73.99 |
| 4-Oct-20 | 70.46 | 76.86 | 75.95 | 73.99 |
| 3-Oct-20 | 70.46 | 76.86 | 75.95 | 73.99 |
| 2-Oct-20 | 70.46 | 76.86 | 75.95 | 73.99 |
| 1-Oct-20 | 70.53 | 76.93 | 76.01 | 74.05 |
| 30-Sep-20 | 70.63 | 77.04 | 76.10 | 74.15 |
| 29-Sep-20 | 70.63 | 77.04 | 76.10 | 74.15 |
| 28-Sep-20 | 70.71 | 77.12 | 76.18 | 74.23 |
| 27-Sep-20 | 70.80 | 77.22 | 76.27 | 74.32 |
| 26-Sep-20 | 70.94 | 77.36 | 76.40 | 74.46 |
| 25-Sep-20 | 71.10 | 77.53 | 76.55 | 74.62 |
| 24-Sep-20 | 71.28 | 77.73 | 76.72 | 74.80 |
| 23-Sep-20 | 71.28 | 77.73 | 76.72 | 74.80 |
| 22-Sep-20 | 71.28 | 77.73 | 76.72 | 74.80 |
| 21-Sep-20 | 71.43 | 77.87 | 76.85 | 74.94 |
| 20-Sep-20 | 71.58 | 78.02 | 76.99 | 75.09 |
| 19-Sep-20 | 71.82 | 78.27 | 77.21 | 75.32 |
| 18-Sep-20 | 72.02 | 78.48 | 77.40 | 75.52 |
| 17-Sep-20 | 72.37 | 78.85 | 77.73 | 75.87 |
| 16-Sep-20 | 72.56 | 79.05 | 77.91 | 76.06 |
| 15-Sep-20 | 72.56 | 79.05 | 77.91 | 76.06 |
| 14-Sep-20 | 72.78 | 79.29 | 78.12 | 76.28 |
| 13-Sep-20 | 72.93 | 79.45 | 78.26 | 76.43 |
| 12-Sep-20 | 72.93 | 79.45 | 78.26 | 76.43 |
| 11-Sep-20 | 73.05 | 79.57 | 78.38 | 76.55 |
| 10-Sep-20 | 73.05 | 79.57 | 78.38 | 76.55 |
| 9-Sep-20 | 73.16 | 79.69 | 78.48 | 76.66 |
| 8-Sep-20 | 73.16 | 79.69 | 78.48 | 76.66 |
| 7-Sep-20 | 73.16 | 79.69 | 78.48 | 76.66 |
| 6-Sep-20 | 73.27 | 79.81 | 78.58 | 76.77 |
| 5-Sep-20 | 73.27 | 79.81 | 78.58 | 76.77 |
| 4-Sep-20 | 73.40 | 79.94 | 78.71 | 76.90 |
| 3-Sep-20 | 73.40 | 79.94 | 78.71 | 76.90 |
| 2-Sep-20 | 73.56 | 80.11 | 78.86 | 77.06 |
| 1-Sep-20 | 73.56 | 80.11 | 78.86 | 77.06 |
| 31-Aug-20 | 73.56 | 80.11 | 78.86 | 77.06 |
| 30-Aug-20 | 73.56 | 80.11 | 78.86 | 77.06 |
| 29-Aug-20 | 73.56 | 80.11 | 78.86 | 77.06 |
| 28-Aug-20 | 73.56 | 80.11 | 78.86 | 77.06 |
| 27-Aug-20 | 73.56 | 80.11 | 78.86 | 77.06 |
| 26-Aug-20 | 73.56 | 80.11 | 78.86 | 77.06 |
| 25-Aug-20 | 73.56 | 80.11 | 78.86 | 77.06 |
| 24-Aug-20 | 73.56 | 80.11 | 78.86 | 77.06 |
| 23-Aug-20 | 73.56 | 80.11 | 78.86 | 77.06 |
| 22-Aug-20 | 73.56 | 80.11 | 78.86 | 77.06 |
| 21-Aug-20 | 73.56 | 80.11 | 78.86 | 77.06 |
| 20-Aug-20 | 73.56 | 80.11 | 78.86 | 77.06 |
| 19-Aug-20 | 73.56 | 80.11 | 78.86 | 77.06 |
| 18-Aug-20 | 73.56 | 80.11 | 78.86 | 77.06 |
| 17-Aug-20 | 73.56 | 80.11 | 78.86 | 77.06 |
| 16-Aug-20 | 73.56 | 80.11 | 78.86 | 77.06 |
| 15-Aug-20 | 73.56 | 80.11 | 78.86 | 77.06 |
| 14-Aug-20 | 73.56 | 80.11 | 78.86 | 77.06 |
| 13-Aug-20 | 73.56 | 80.11 | 78.86 | 77.06 |
| 12-Aug-20 | 73.56 | 80.11 | 78.86 | 77.06 |
| 11-Aug-20 | 73.56 | 80.11 | 78.86 | 77.06 |
| 10-Aug-20 | 73.56 | 80.11 | 78.86 | 77.06 |
| 9-Aug-20 | 73.56 | 80.11 | 78.86 | 77.06 |
| 8-Aug-20 | 73.56 | 80.11 | 78.86 | 77.06 |
| 7-Aug-20 | 73.56 | 80.11 | 78.86 | 77.06 |
| 6-Aug-20 | 73.56 | 80.11 | 78.86 | 77.06 |
| 5-Aug-20 | 73.56 | 80.11 | 78.86 | 77.06 |
| 4-Aug-20 | 73.56 | 80.11 | 78.86 | 77.06 |
| 3-Aug-20 | 73.56 | 80.11 | 78.86 | 77.06 |
| 2-Aug-20 | 73.56 | 80.11 | 78.86 | 77.06 |
| 1-Aug-20 | 73.56 | 80.11 | 78.86 | 77.06 |
| 31-Jul-20 | 73.56 | 80.11 | 78.86 | 77.04 |
| 30-Jul-20 | 81.94 | 80.11 | 78.86 | 77.04 |
| 29-Jul-20 | 81.94 | 80.11 | 78.86 | 77.04 |
| 28-Jul-20 | 81.94 | 80.11 | 78.86 | 77.04 |
| 27-Jul-20 | 81.94 | 80.11 | 78.86 | 77.04 |
| 26-Jul-20 | 81.94 | 80.11 | 78.86 | 77.04 |
| 25-Jul-20 | 81.79 | 79.97 | 78.73 | 76.91 |
| 24-Jul-20 | 81.64 | 79.83 | 78.60 | 76.77 |
| 23-Jul-20 | 81.64 | 79.83 | 78.60 | 76.77 |
| 22-Jul-20 | 81.64 | 79.83 | 78.60 | 76.77 |
| 21-Jul-20 | 81.64 | 79.83 | 78.60 | 76.77 |
| 20-Jul-20 | 81.64 | 79.83 | 78.60 | 76.77 |
| 19-Jul-20 | 81.52 | 79.71 | 78.50 | 76.67 |



Petroleum Planning & Analysis Cell

Table Posted: 7-Apr-25

Retail Selling Price of Petrol

| Date of Revision | Delhi | Mumbai | Chennai | Kolkata |
|------------------|-------------|--------|---------|---------|
| | (Rs./Litre) | | | |
| 18-Jul-20 | 80.43 | 87.19 | 83.63 | 82.10 |
| 17-Jul-20 | 80.43 | 87.19 | 83.63 | 82.10 |
| 16-Jul-20 | 80.43 | 87.19 | 83.63 | 82.10 |
| 15-Jul-20 | 80.43 | 87.19 | 83.63 | 82.10 |
| 14-Jul-20 | 80.43 | 87.19 | 83.63 | 82.10 |
| 13-Jul-20 | 80.43 | 87.19 | 83.63 | 82.10 |
| 12-Jul-20 | 80.43 | 87.19 | 83.63 | 82.10 |
| 11-Jul-20 | 80.43 | 87.19 | 83.63 | 82.10 |
| 10-Jul-20 | 80.43 | 87.19 | 83.63 | 82.10 |
| 9-Jul-20 | 80.43 | 87.19 | 83.63 | 82.10 |
| 8-Jul-20 | 80.43 | 87.19 | 83.63 | 82.10 |
| 7-Jul-20 | 80.43 | 87.19 | 83.63 | 82.10 |
| 6-Jul-20 | 80.43 | 87.19 | 83.63 | 82.10 |
| 5-Jul-20 | 80.43 | 87.19 | 83.63 | 82.10 |
| 4-Jul-20 | 80.43 | 87.19 | 83.63 | 82.10 |
| 3-Jul-20 | 80.43 | 87.19 | 83.63 | 82.10 |
| 2-Jul-20 | 80.43 | 87.19 | 83.63 | 82.10 |
| 1-Jul-20 | 80.43 | 87.19 | 83.63 | 82.10 |
| 30-Jun-20 | 80.43 | 87.19 | 83.63 | 82.10 |
| 29-Jun-20 | 80.43 | 87.19 | 83.63 | 82.10 |
| 28-Jun-20 | 80.38 | 87.14 | 83.59 | 82.05 |
| 27-Jun-20 | 80.38 | 87.14 | 83.59 | 82.05 |
| 26-Jun-20 | 80.13 | 86.91 | 83.37 | 81.82 |
| 25-Jun-20 | 79.92 | 86.70 | 83.18 | 81.61 |
| 24-Jun-20 | 79.76 | 86.54 | 83.04 | 81.45 |
| 23-Jun-20 | 79.76 | 86.54 | 83.04 | 81.45 |
| 22-Jun-20 | 79.56 | 86.36 | 82.87 | 81.27 |
| 21-Jun-20 | 79.23 | 86.04 | 82.58 | 80.95 |
| 20-Jun-20 | 78.88 | 85.70 | 82.27 | 80.62 |
| 19-Jun-20 | 78.37 | 85.21 | 81.82 | 80.13 |
| 18-Jun-20 | 77.81 | 84.66 | 81.32 | 79.59 |
| 17-Jun-20 | 77.28 | 84.15 | 80.86 | 79.08 |
| 16-Jun-20 | 76.73 | 83.62 | 80.37 | 78.55 |
| 15-Jun-20 | 76.26 | 83.17 | 79.96 | 78.10 |
| 14-Jun-20 | 75.78 | 82.70 | 79.53 | 77.64 |
| 13-Jun-20 | 75.16 | 82.10 | 78.99 | 77.05 |
| 12-Jun-20 | 74.57 | 81.53 | 78.47 | 76.48 |
| 11-Jun-20 | 74.00 | 80.98 | 77.96 | 75.94 |
| 10-Jun-20 | 73.40 | 80.40 | 77.43 | 75.36 |
| 9-Jun-20 | 73.00 | 80.01 | 77.08 | 74.98 |
| 8-Jun-20 | 72.46 | 79.49 | 76.60 | 74.46 |
| 7-Jun-20 | 71.86 | 78.91 | 76.07 | 73.89 |
| 6-Jun-20 | 71.26 | 78.32 | 75.54 | 73.30 |
| 5-Jun-20 | 71.26 | 78.32 | 75.54 | 73.30 |
| 4-Jun-20 | 71.26 | 78.32 | 75.54 | 73.30 |
| 3-Jun-20 | 71.26 | 78.32 | 75.54 | 73.30 |
| 2-Jun-20 | 71.26 | 78.32 | 75.54 | 73.30 |
| 1-Jun-20 | 71.26 | 78.32 | 75.54 | 73.30 |
| 31-May-20 | 71.26 | 76.31 | 75.54 | 73.30 |
| 30-May-20 | 71.26 | 76.31 | 75.54 | 73.30 |
| 29-May-20 | 71.26 | 76.31 | 75.54 | 73.30 |
| 28-May-20 | 71.26 | 76.31 | 75.54 | 73.30 |
| 27-May-20 | 71.26 | 76.31 | 75.54 | 73.30 |
| 26-May-20 | 71.26 | 76.31 | 75.54 | 73.30 |
| 25-May-20 | 71.26 | 76.31 | 75.54 | 73.30 |
| 24-May-20 | 71.26 | 76.31 | 75.54 | 73.30 |
| 23-May-20 | 71.26 | 76.31 | 75.54 | 73.30 |
| 22-May-20 | 71.26 | 76.31 | 75.54 | 73.30 |
| 21-May-20 | 71.26 | 76.31 | 75.54 | 73.30 |
| 20-May-20 | 71.26 | 76.31 | 75.54 | 73.30 |
| 19-May-20 | 71.26 | 76.31 | 75.54 | 73.30 |
| 18-May-20 | 71.26 | 76.31 | 75.54 | 73.30 |
| 17-May-20 | 71.26 | 76.31 | 75.54 | 73.30 |
| 16-May-20 | 71.26 | 76.31 | 75.54 | 73.30 |
| 15-May-20 | 71.26 | 76.31 | 75.54 | 73.30 |
| 14-May-20 | 71.26 | 76.31 | 75.54 | 73.30 |
| 13-May-20 | 71.26 | 76.31 | 75.54 | 73.30 |
| 12-May-20 | 71.26 | 76.31 | 75.54 | 73.30 |
| 11-May-20 | 71.26 | 76.31 | 75.54 | 73.30 |
| 10-May-20 | 71.26 | 76.31 | 75.54 | 73.30 |
| 9-May-20 | 71.26 | 76.31 | 75.54 | 73.30 |
| 8-May-20 | 71.26 | 76.31 | 75.54 | 73.30 |
| 7-May-20 | 71.26 | 76.31 | 75.54 | 73.30 |
| 6-May-20 | 71.26 | 76.31 | 75.54 | 73.30 |
| 5-May-20 | 71.26 | 76.31 | 75.54 | 73.30 |
| 4-May-20 | 69.59 | 76.31 | 75.54 | 73.30 |
| 3-May-20 | 69.59 | 76.31 | 72.28 | 73.30 |
| 2-May-20 | 69.59 | 76.31 | 72.28 | 73.30 |
| 1-May-20 | 69.59 | 76.31 | 72.28 | 73.30 |
| 30-Apr-20 | 69.59 | 76.31 | 72.28 | 73.30 |
| 29-Apr-20 | 69.59 | 76.31 | 72.28 | 73.30 |
| 28-Apr-20 | 69.59 | 76.31 | 72.28 | 73.30 |
| 27-Apr-20 | 69.59 | 76.31 | 72.28 | 73.30 |
| 26-Apr-20 | 69.59 | 76.31 | 72.28 | 73.30 |

Retail Selling Price of Diesel

| Date of Revision | Delhi | Mumbai | Chennai | Kolkata |
|------------------|-------------|--------|---------|---------|
| | (Rs./Litre) | | | |
| 18-Jul-20 | 81.52 | 79.71 | 78.50 | 76.67 |
| 17-Jul-20 | 81.35 | 79.56 | 78.37 | 76.49 |
| 16-Jul-20 | 81.18 | 79.40 | 78.22 | 76.33 |
| 15-Jul-20 | 81.18 | 79.40 | 78.22 | 76.33 |
| 14-Jul-20 | 81.05 | 79.27 | 78.11 | 76.17 |
| 13-Jul-20 | 81.05 | 79.27 | 78.11 | 76.17 |
| 12-Jul-20 | 80.94 | 79.17 | 78.01 | 76.05 |
| 11-Jul-20 | 80.78 | 79.05 | 77.91 | 75.89 |
| 10-Jul-20 | 80.78 | 79.05 | 77.91 | 75.89 |
| 9-Jul-20 | 80.78 | 79.05 | 77.91 | 75.89 |
| 8-Jul-20 | 80.78 | 79.05 | 77.91 | 75.89 |
| 7-Jul-20 | 80.78 | 79.05 | 77.91 | 75.89 |
| 6-Jul-20 | 80.53 | 78.83 | 77.72 | 75.64 |
| 5-Jul-20 | 80.53 | 78.83 | 77.72 | 75.64 |
| 4-Jul-20 | 80.53 | 78.83 | 77.72 | 75.64 |
| 3-Jul-20 | 80.53 | 78.83 | 77.72 | 75.64 |
| 2-Jul-20 | 80.53 | 78.83 | 77.72 | 75.64 |
| 1-Jul-20 | 80.53 | 78.83 | 77.72 | 75.64 |
| 30-Jun-20 | 80.53 | 78.83 | 77.72 | 75.64 |
| 29-Jun-20 | 80.53 | 78.83 | 77.72 | 75.64 |
| 28-Jun-20 | 80.40 | 78.71 | 77.61 | 75.52 |
| 27-Jun-20 | 80.40 | 78.71 | 77.61 | 75.52 |
| 26-Jun-20 | 80.19 | 78.51 | 77.44 | 75.34 |
| 25-Jun-20 | 80.02 | 78.34 | 77.29 | 75.18 |
| 24-Jun-20 | 79.88 | 78.22 | 77.17 | 75.06 |
| 23-Jun-20 | 79.40 | 77.76 | 76.77 | 74.63 |
| 22-Jun-20 | 78.85 | 77.24 | 76.30 | 74.14 |
| 21-Jun-20 | 78.27 | 76.69 | 75.80 | 73.61 |
| 20-Jun-20 | 77.67 | 76.11 | 75.29 | 73.07 |
| 19-Jun-20 | 77.06 | 75.53 | 74.77 | 72.53 |
| 18-Jun-20 | 76.43 | 74.93 | 74.23 | 71.96 |
| 17-Jun-20 | 75.79 | 74.32 | 73.69 | 71.38 |
| 16-Jun-20 | 75.19 | 73.75 | 73.17 | 70.84 |
| 15-Jun-20 | 74.62 | 73.21 | 72.69 | 70.33 |
| 14-Jun-20 | 74.03 | 72.64 | 72.18 | 69.80 |
| 13-Jun-20 | 73.39 | 72.03 | 71.64 | 69.23 |
| 12-Jun-20 | 72.81 | 71.48 | 71.14 | 68.70 |
| 11-Jun-20 | 72.22 | 70.92 | 70.64 | 68.17 |
| 10-Jun-20 | 71.62 | 70.35 | 70.13 | 67.63 |
| 9-Jun-20 | 71.17 | 69.92 | 69.74 | 67.23 |
| 8-Jun-20 | 70.59 | 69.37 | 69.25 | 66.71 |
| 7-Jun-20 | 69.99 | 68.79 | 68.74 | 66.17 |
| 6-Jun-20 | 69.39 | 68.21 | 68.22 | 65.62 |
| 5-Jun-20 | 69.39 | 68.21 | 68.22 | 65.62 |
| 4-Jun-20 | 69.39 | 68.21 | 68.22 | 65.62 |
| 3-Jun-20 | 69.39 | 68.21 | 68.22 | 65.62 |
| 2-Jun-20 | 69.39 | 68.21 | 68.22 | 65.62 |
| 1-Jun-20 | 69.39 | 68.21 | 68.22 | 65.62 |
| 31-May-20 | 69.39 | 66.21 | 68.22 | 65.62 |
| 30-May-20 | 69.39 | 66.21 | 68.22 | 65.62 |
| 29-May-20 | 69.39 | 66.21 | 68.22 | 65.62 |
| 28-May-20 | 69.39 | 66.21 | 68.22 | 65.62 |
| 27-May-20 | 69.39 | 66.21 | 68.22 | 65.62 |
| 26-May-20 | 69.39 | 66.21 | 68.22 | 65.62 |
| 25-May-20 | 69.39 | 66.21 | 68.22 | 65.62 |
| 24-May-20 | 69.39 | 66.21 | 68.22 | 65.62 |
| 23-May-20 | 69.39 | 66.21 | 68.22 | 65.62 |
| 22-May-20 | 69.39 | 66.21 | 68.22 | 65.62 |
| 21-May-20 | 69.39 | 66.21 | 68.22 | 65.62 |
| 20-May-20 | 69.39 | 66.21 | 68.22 | 65.62 |
| 19-May-20 | 69.39 | 66.21 | 68.22 | 65.62 |
| 18-May-20 | 69.39 | 66.21 | 68.22 | 65.62 |
| 17-May-20 | 69.39 | 66.21 | 68.22 | 65.62 |
| 16-May-20 | 69.39 | 66.21 | 68.22 | 65.62 |
| 15-May-20 | 69.39 | 66.21 | 68.22 | 65.62 |
| 14-May-20 | 69.39 | 66.21 | 68.22 | 65.62 |
| 13-May-20 | 69.39 | 66.21 | 68.22 | 65.62 |
| 12-May-20 | 69.39 | 66.21 | 68.22 | 65.62 |
| 11-May-20 | 69.39 | 66.21 | 68.22 | 65.62 |
| 10-May-20 | 69.39 | 66.21 | 68.22 | 65.62 |
| 9-May-20 | 69.39 | 66.21 | 68.22 | 65.62 |
| 8-May-20 | 69.39 | 66.21 | 68.22 | 65.62 |
| 7-May-20 | 69.39 | 66.21 | 68.22 | 65.62 |
| 6-May-20 | 69.39 | 66.21 | 68.22 | 65.62 |
| 5-May-20 | 69.39 | 66.21 | 68.22 | 65.62 |
| 4-May-20 | 62.29 | 66.21 | 68.22 | 65.62 |
| 3-May-20 | 62.29 | 66.21 | 65.71 | 65.62 |
| 2-May-20 | 62.29 | 66.21 | 65.71 | 65.62 |
| 1-May-20 | 62.29 | 66.21 | 65.71 | 65.62 |
| 30-Apr-20 | 62.29 | 66.21 | 65.71 | 65.62 |
| 29-Apr-20 | 62.29 | 66.21 | 65.71 | 65.62 |
| 28-Apr-20 | 62.29 | 66.21 | 65.71 | 65.62 |
| 27-Apr-20 | 62.29 | 66.21 | 65.71 | 65.62 |
| 26-Apr-20 | 62.29 | 66.21 | 65.71 | 65.62 |



Petroleum Planning & Analysis Cell

Table Posted: 7-Apr-25

Retail Selling Price of Petrol

| Date of Revision | Delhi | Mumbai | Chennai | Kolkata |
|------------------|-------------|--------|---------|---------|
| | (Rs./Litre) | | | |
| 25-Apr-20 | 69.59 | 76.31 | 72.28 | 73.30 |
| 24-Apr-20 | 69.59 | 76.31 | 72.28 | 73.30 |
| 23-Apr-20 | 69.59 | 76.31 | 72.28 | 73.30 |
| 22-Apr-20 | 69.59 | 76.31 | 72.28 | 73.30 |
| 21-Apr-20 | 69.59 | 76.31 | 72.28 | 73.30 |
| 20-Apr-20 | 69.59 | 76.31 | 72.28 | 73.30 |
| 19-Apr-20 | 69.59 | 76.31 | 72.28 | 73.30 |
| 18-Apr-20 | 69.59 | 76.31 | 72.28 | 73.30 |
| 17-Apr-20 | 69.59 | 76.31 | 72.28 | 73.30 |
| 16-Apr-20 | 69.59 | 76.31 | 72.28 | 73.30 |
| 15-Apr-20 | 69.59 | 76.31 | 72.28 | 73.30 |
| 14-Apr-20 | 69.59 | 76.31 | 72.28 | 73.30 |
| 13-Apr-20 | 69.59 | 76.31 | 72.28 | 73.30 |
| 12-Apr-20 | 69.59 | 76.31 | 72.28 | 73.30 |
| 11-Apr-20 | 69.59 | 76.31 | 72.28 | 73.30 |
| 10-Apr-20 | 69.59 | 76.31 | 72.28 | 73.30 |
| 9-Apr-20 | 69.59 | 76.31 | 72.28 | 73.30 |
| 8-Apr-20 | 69.59 | 76.31 | 72.28 | 73.30 |
| 7-Apr-20 | 69.59 | 76.31 | 72.28 | 73.30 |
| 6-Apr-20 | 69.59 | 76.31 | 72.28 | 73.30 |
| 5-Apr-20 | 69.59 | 76.31 | 72.28 | 73.30 |
| 4-Apr-20 | 69.59 | 76.31 | 72.28 | 73.30 |
| 3-Apr-20 | 69.59 | 76.31 | 72.28 | 73.30 |
| 2-Apr-20 | 69.59 | 76.31 | 72.28 | 73.30 |
| 1-Apr-20 | 69.59 | 76.31 | 72.28 | 73.30 |
| 31-Mar-20 | 69.59 | 75.30 | 72.28 | 72.29 |
| 30-Mar-20 | 69.59 | 75.30 | 72.28 | 72.29 |
| 29-Mar-20 | 69.59 | 75.30 | 72.28 | 72.29 |
| 28-Mar-20 | 69.59 | 75.30 | 72.28 | 72.29 |
| 27-Mar-20 | 69.59 | 75.30 | 72.28 | 72.29 |
| 26-Mar-20 | 69.59 | 75.30 | 72.28 | 72.29 |
| 25-Mar-20 | 69.59 | 75.30 | 72.28 | 72.29 |
| 24-Mar-20 | 69.59 | 75.30 | 72.28 | 72.29 |
| 23-Mar-20 | 69.59 | 75.30 | 72.28 | 72.29 |
| 22-Mar-20 | 69.59 | 75.30 | 72.28 | 72.29 |
| 21-Mar-20 | 69.59 | 75.30 | 72.28 | 72.29 |
| 20-Mar-20 | 69.59 | 75.30 | 72.28 | 72.29 |
| 19-Mar-20 | 69.59 | 75.30 | 72.28 | 72.29 |
| 18-Mar-20 | 69.59 | 75.30 | 72.28 | 72.29 |
| 17-Mar-20 | 69.59 | 75.30 | 72.28 | 72.29 |
| 16-Mar-20 | 69.59 | 75.30 | 72.28 | 72.29 |
| 15-Mar-20 | 69.75 | 75.46 | 72.45 | 72.45 |
| 14-Mar-20 | 69.87 | 75.57 | 72.57 | 72.57 |
| 13-Mar-20 | 70.00 | 75.70 | 72.71 | 72.70 |
| 12-Mar-20 | 70.14 | 75.84 | 72.86 | 72.83 |
| 11-Mar-20 | 70.29 | 75.99 | 73.02 | 72.98 |
| 10-Mar-20 | 70.29 | 75.99 | 73.02 | 72.98 |
| 9-Mar-20 | 70.59 | 76.29 | 73.33 | 73.28 |
| 8-Mar-20 | 70.83 | 76.53 | 73.58 | 73.51 |
| 7-Mar-20 | 71.02 | 76.71 | 73.78 | 73.70 |
| 6-Mar-20 | 71.14 | 76.83 | 73.91 | 73.82 |
| 5-Mar-20 | 71.29 | 76.98 | 74.07 | 73.96 |
| 4-Mar-20 | 71.44 | 77.13 | 74.23 | 74.11 |
| 3-Mar-20 | 71.44 | 77.13 | 74.23 | 74.11 |
| 2-Mar-20 | 71.49 | 77.18 | 74.28 | 74.16 |
| 1-Mar-20 | 71.71 | 77.40 | 74.51 | 74.38 |
| 29-Feb-20 | 71.89 | 77.56 | 74.68 | 74.53 |
| 28-Feb-20 | 71.96 | 77.62 | 74.75 | 74.60 |
| 27-Feb-20 | 71.96 | 77.62 | 74.75 | 74.60 |
| 26-Feb-20 | 72.01 | 77.67 | 74.81 | 74.65 |
| 25-Feb-20 | 72.01 | 77.67 | 74.81 | 74.65 |
| 24-Feb-20 | 72.01 | 77.67 | 74.81 | 74.65 |
| 23-Feb-20 | 72.01 | 77.67 | 74.81 | 74.65 |
| 22-Feb-20 | 71.94 | 77.60 | 74.73 | 74.58 |
| 21-Feb-20 | 71.89 | 77.56 | 74.68 | 74.53 |
| 20-Feb-20 | 71.89 | 77.56 | 74.68 | 74.53 |
| 19-Feb-20 | 71.89 | 77.56 | 74.68 | 74.53 |
| 18-Feb-20 | 71.89 | 77.56 | 74.68 | 74.53 |
| 17-Feb-20 | 71.94 | 77.60 | 74.73 | 74.58 |
| 16-Feb-20 | 71.94 | 77.60 | 74.73 | 74.58 |
| 15-Feb-20 | 71.94 | 77.60 | 74.73 | 74.58 |
| 14-Feb-20 | 71.94 | 77.60 | 74.73 | 74.58 |
| 13-Feb-20 | 71.94 | 77.60 | 74.73 | 74.58 |
| 12-Feb-20 | 71.94 | 77.60 | 74.73 | 74.58 |
| 11-Feb-20 | 71.94 | 77.60 | 74.73 | 74.58 |
| 10-Feb-20 | 72.10 | 77.76 | 74.90 | 74.74 |
| 9-Feb-20 | 72.23 | 77.89 | 75.04 | 74.92 |
| 8-Feb-20 | 72.45 | 78.11 | 75.27 | 75.13 |
| 7-Feb-20 | 72.68 | 78.34 | 75.51 | 75.36 |
| 6-Feb-20 | 72.89 | 78.55 | 75.73 | 75.57 |
| 5-Feb-20 | 72.98 | 78.63 | 75.83 | 75.65 |
| 4-Feb-20 | 72.98 | 78.63 | 75.83 | 75.65 |
| 3-Feb-20 | 73.04 | 78.69 | 75.89 | 75.71 |
| 2-Feb-20 | 73.10 | 78.75 | 75.95 | 75.77 |

Retail Selling Price of Diesel

| Date of Revision | Delhi | Mumbai | Chennai | Kolkata |
|------------------|-------------|--------|---------|---------|
| | (Rs./Litre) | | | |
| 25-Apr-20 | 62.29 | 66.21 | 65.71 | 65.62 |
| 24-Apr-20 | 62.29 | 66.21 | 65.71 | 65.62 |
| 23-Apr-20 | 62.29 | 66.21 | 65.71 | 65.62 |
| 22-Apr-20 | 62.29 | 66.21 | 65.71 | 65.62 |
| 21-Apr-20 | 62.29 | 66.21 | 65.71 | 65.62 |
| 20-Apr-20 | 62.29 | 66.21 | 65.71 | 65.62 |
| 19-Apr-20 | 62.29 | 66.21 | 65.71 | 65.62 |
| 18-Apr-20 | 62.29 | 66.21 | 65.71 | 65.62 |
| 17-Apr-20 | 62.29 | 66.21 | 65.71 | 65.62 |
| 16-Apr-20 | 62.29 | 66.21 | 65.71 | 65.62 |
| 15-Apr-20 | 62.29 | 66.21 | 65.71 | 65.62 |
| 14-Apr-20 | 62.29 | 66.21 | 65.71 | 65.62 |
| 13-Apr-20 | 62.29 | 66.21 | 65.71 | 65.62 |
| 12-Apr-20 | 62.29 | 66.21 | 65.71 | 65.62 |
| 11-Apr-20 | 62.29 | 66.21 | 65.71 | 65.62 |
| 10-Apr-20 | 62.29 | 66.21 | 65.71 | 65.62 |
| 9-Apr-20 | 62.29 | 66.21 | 65.71 | 65.62 |
| 8-Apr-20 | 62.29 | 66.21 | 65.71 | 65.62 |
| 7-Apr-20 | 62.29 | 66.21 | 65.71 | 65.62 |
| 6-Apr-20 | 62.29 | 66.21 | 65.71 | 65.62 |
| 5-Apr-20 | 62.29 | 66.21 | 65.71 | 65.62 |
| 4-Apr-20 | 62.29 | 66.21 | 65.71 | 65.62 |
| 3-Apr-20 | 62.29 | 66.21 | 65.71 | 65.62 |
| 2-Apr-20 | 62.29 | 66.21 | 65.71 | 65.62 |
| 1-Apr-20 | 62.29 | 66.21 | 65.71 | 65.62 |
| 31-Mar-20 | 62.29 | 65.21 | 65.71 | 64.62 |
| 30-Mar-20 | 62.29 | 65.21 | 65.71 | 64.62 |
| 29-Mar-20 | 62.29 | 65.21 | 65.71 | 64.62 |
| 28-Mar-20 | 62.29 | 65.21 | 65.71 | 64.62 |
| 27-Mar-20 | 62.29 | 65.21 | 65.71 | 64.62 |
| 26-Mar-20 | 62.29 | 65.21 | 65.71 | 64.62 |
| 25-Mar-20 | 62.29 | 65.21 | 65.71 | 64.62 |
| 24-Mar-20 | 62.29 | 65.21 | 65.71 | 64.62 |
| 23-Mar-20 | 62.29 | 65.21 | 65.71 | 64.62 |
| 22-Mar-20 | 62.29 | 65.21 | 65.71 | 64.62 |
| 21-Mar-20 | 62.29 | 65.21 | 65.71 | 64.62 |
| 20-Mar-20 | 62.29 | 65.21 | 65.71 | 64.62 |
| 19-Mar-20 | 62.29 | 65.21 | 65.71 | 64.62 |
| 18-Mar-20 | 62.29 | 65.21 | 65.71 | 64.62 |
| 17-Mar-20 | 62.29 | 65.21 | 65.71 | 64.62 |
| 16-Mar-20 | 62.29 | 65.21 | 65.71 | 64.62 |
| 15-Mar-20 | 62.44 | 65.37 | 65.87 | 64.77 |
| 14-Mar-20 | 62.58 | 65.51 | 66.02 | 64.91 |
| 13-Mar-20 | 62.74 | 65.68 | 66.19 | 65.07 |
| 12-Mar-20 | 62.89 | 65.84 | 66.35 | 65.22 |
| 11-Mar-20 | 63.01 | 65.97 | 66.48 | 65.34 |
| 10-Mar-20 | 63.01 | 65.97 | 66.48 | 65.34 |
| 9-Mar-20 | 63.26 | 66.24 | 66.75 | 65.59 |
| 8-Mar-20 | 63.51 | 66.50 | 67.01 | 65.84 |
| 7-Mar-20 | 63.69 | 66.69 | 67.21 | 66.02 |
| 6-Mar-20 | 63.81 | 66.82 | 67.34 | 66.14 |
| 5-Mar-20 | 63.94 | 66.96 | 67.47 | 66.27 |
| 4-Mar-20 | 64.03 | 67.05 | 67.57 | 66.36 |
| 3-Mar-20 | 64.03 | 67.05 | 67.57 | 66.36 |
| 2-Mar-20 | 64.10 | 67.13 | 67.65 | 66.43 |
| 1-Mar-20 | 64.30 | 67.34 | 67.86 | 66.63 |
| 29-Feb-20 | 64.51 | 67.60 | 68.12 | 66.83 |
| 28-Feb-20 | 64.60 | 67.69 | 68.21 | 66.92 |
| 27-Feb-20 | 64.65 | 67.75 | 68.27 | 66.97 |
| 26-Feb-20 | 64.70 | 67.80 | 68.32 | 67.02 |
| 25-Feb-20 | 64.70 | 67.80 | 68.32 | 67.02 |
| 24-Feb-20 | 64.70 | 67.80 | 68.32 | 67.02 |
| 23-Feb-20 | 64.70 | 67.80 | 68.32 | 67.02 |
| 22-Feb-20 | 64.65 | 67.75 | 68.27 | 66.97 |
| 21-Feb-20 | 64.65 | 67.75 | 68.27 | 66.97 |
| 20-Feb-20 | 64.65 | 67.75 | 68.27 | 66.97 |
| 19-Feb-20 | 64.65 | 67.75 | 68.27 | 66.97 |
| 18-Feb-20 | 64.65 | 67.75 | 68.27 | 66.97 |
| 17-Feb-20 | 64.70 | 67.80 | 68.32 | 67.02 |
| 16-Feb-20 | 64.70 | 67.80 | 68.32 | 67.02 |
| 15-Feb-20 | 64.77 | 67.87 | 68.40 | 67.09 |
| 14-Feb-20 | 64.77 | 67.87 | 68.40 | 67.09 |
| 13-Feb-20 | 64.82 | 67.93 | 68.45 | 67.14 |
| 12-Feb-20 | 64.87 | 67.98 | 68.50 | 67.19 |
| 11-Feb-20 | 64.87 | 67.98 | 68.50 | 67.19 |
| 10-Feb-20 | 65.07 | 68.19 | 68.72 | 67.39 |
| 9-Feb-20 | 65.23 | 68.36 | 68.89 | 67.59 |
| 8-Feb-20 | 65.43 | 68.57 | 69.10 | 67.79 |
| 7-Feb-20 | 65.68 | 68.84 | 69.37 | 68.04 |
| 6-Feb-20 | 65.92 | 69.09 | 69.63 | 68.29 |
| 5-Feb-20 | 66.04 | 69.22 | 69.76 | 68.41 |
| 4-Feb-20 | 66.04 | 69.22 | 69.76 | 68.41 |
| 3-Feb-20 | 66.09 | 69.27 | 69.81 | 68.46 |
| 2-Feb-20 | 66.14 | 69.36 | 69.89 | 68.54 |



Petroleum Planning & Analysis Cell

Table Posted: 7-Apr-25

Retail Selling Price of Petrol

| Date of Revision | Delhi | Mumbai | Chennai | Kolkata |
|------------------|-------------|--------|---------|---------|
| | (Rs./Litre) | | | |
| 1-Feb-20 | 73.19 | 78.83 | 76.03 | 75.85 |
| 31-Jan-20 | 73.27 | 78.88 | 76.09 | 75.90 |
| 30-Jan-20 | 73.36 | 78.97 | 76.19 | 75.99 |
| 29-Jan-20 | 73.60 | 79.21 | 76.44 | 76.22 |
| 28-Jan-20 | 73.60 | 79.21 | 76.44 | 76.22 |
| 27-Jan-20 | 73.71 | 79.32 | 76.56 | 76.33 |
| 26-Jan-20 | 73.86 | 79.47 | 76.71 | 76.48 |
| 25-Jan-20 | 74.16 | 79.76 | 77.03 | 76.77 |
| 24-Jan-20 | 74.43 | 80.03 | 77.31 | 77.04 |
| 23-Jan-20 | 74.65 | 80.25 | 77.54 | 77.26 |
| 22-Jan-20 | 74.82 | 80.42 | 77.72 | 77.42 |
| 21-Jan-20 | 74.82 | 80.42 | 77.72 | 77.42 |
| 20-Jan-20 | 74.98 | 80.58 | 77.89 | 77.58 |
| 19-Jan-20 | 75.09 | 80.68 | 78.01 | 77.69 |
| 18-Jan-20 | 75.26 | 80.85 | 78.19 | 77.85 |
| 17-Jan-20 | 75.41 | 81.00 | 78.34 | 78.00 |
| 16-Jan-20 | 75.55 | 81.14 | 78.49 | 78.14 |
| 15-Jan-20 | 75.70 | 81.29 | 78.65 | 78.29 |
| 14-Jan-20 | 75.70 | 81.29 | 78.65 | 78.29 |
| 13-Jan-20 | 75.80 | 81.39 | 78.76 | 78.39 |
| 12-Jan-20 | 75.90 | 81.49 | 78.86 | 78.48 |
| 11-Jan-20 | 76.01 | 81.60 | 78.98 | 78.59 |
| 10-Jan-20 | 75.96 | 81.55 | 78.92 | 78.54 |
| 9-Jan-20 | 75.81 | 81.40 | 78.77 | 78.39 |
| 8-Jan-20 | 75.74 | 81.33 | 78.69 | 78.33 |
| 7-Jan-20 | 75.74 | 81.33 | 78.69 | 78.33 |
| 6-Jan-20 | 75.69 | 81.28 | 78.64 | 78.28 |
| 5-Jan-20 | 75.54 | 81.13 | 78.48 | 78.13 |
| 4-Jan-20 | 75.45 | 81.04 | 78.39 | 78.04 |
| 3-Jan-20 | 75.35 | 80.94 | 78.28 | 77.94 |
| 2-Jan-20 | 75.25 | 80.87 | 78.20 | 77.87 |
| 1-Jan-20 | 75.14 | 80.79 | 78.12 | 77.79 |
| 31-Dec-19 | 75.14 | 80.79 | 78.12 | 77.79 |
| 30-Dec-19 | 75.04 | 80.69 | 78.02 | 77.70 |
| 29-Dec-19 | 74.88 | 80.53 | 77.85 | 77.54 |
| 28-Dec-19 | 74.74 | 80.40 | 77.70 | 77.40 |
| 27-Dec-19 | 74.74 | 80.40 | 77.70 | 77.40 |
| 26-Dec-19 | 74.68 | 80.34 | 77.64 | 77.34 |
| 25-Dec-19 | 74.63 | 80.29 | 77.58 | 77.29 |
| 24-Dec-19 | 74.63 | 80.29 | 77.58 | 77.29 |
| 23-Dec-19 | 74.63 | 80.29 | 77.58 | 77.29 |
| 22-Dec-19 | 74.63 | 80.29 | 77.58 | 77.29 |
| 21-Dec-19 | 74.63 | 80.29 | 77.58 | 77.29 |
| 20-Dec-19 | 74.63 | 80.29 | 77.58 | 77.29 |
| 19-Dec-19 | 74.63 | 80.29 | 77.58 | 77.29 |
| 18-Dec-19 | 74.63 | 80.29 | 77.58 | 77.29 |
| 17-Dec-19 | 74.63 | 80.29 | 77.58 | 77.29 |
| 16-Dec-19 | 74.69 | 80.35 | 77.65 | 77.35 |
| 15-Dec-19 | 74.74 | 80.40 | 77.70 | 77.40 |
| 14-Dec-19 | 74.84 | 80.49 | 77.81 | 77.50 |
| 13-Dec-19 | 74.89 | 80.54 | 77.86 | 77.55 |
| 12-Dec-19 | 74.95 | 80.60 | 77.92 | 77.61 |
| 11-Dec-19 | 75.00 | 80.65 | 77.97 | 77.67 |
| 10-Dec-19 | 75.00 | 80.65 | 77.97 | 77.67 |
| 9-Dec-19 | 75.00 | 80.65 | 77.97 | 77.67 |
| 8-Dec-19 | 74.95 | 80.60 | 77.92 | 77.62 |
| 7-Dec-19 | 74.86 | 80.51 | 77.83 | 77.54 |
| 6-Dec-19 | 74.86 | 80.51 | 77.83 | 77.54 |
| 5-Dec-19 | 74.91 | 80.59 | 77.91 | 77.61 |
| 4-Dec-19 | 74.91 | 80.59 | 77.91 | 77.61 |
| 3-Dec-19 | 74.91 | 80.59 | 77.91 | 77.61 |
| 2-Dec-19 | 74.91 | 80.59 | 77.91 | 77.61 |
| 1-Dec-19 | 74.91 | 80.59 | 77.91 | 77.61 |
| 30-Nov-19 | 74.86 | 80.51 | 77.83 | 77.54 |
| 29-Nov-19 | 74.81 | 80.46 | 77.77 | 77.49 |
| 28-Nov-19 | 74.76 | 80.42 | 77.72 | 77.44 |
| 27-Nov-19 | 74.76 | 80.42 | 77.72 | 77.44 |
| 26-Nov-19 | 74.76 | 80.42 | 77.72 | 77.44 |
| 25-Nov-19 | 74.66 | 80.32 | 77.62 | 77.34 |
| 24-Nov-19 | 74.54 | 80.20 | 77.49 | 77.22 |
| 23-Nov-19 | 74.44 | 80.10 | 77.38 | 77.12 |
| 22-Nov-19 | 74.35 | 80.01 | 77.29 | 77.04 |
| 21-Nov-19 | 74.20 | 79.86 | 77.13 | 76.89 |
| 20-Nov-19 | 74.20 | 79.86 | 77.13 | 76.89 |
| 19-Nov-19 | 74.20 | 79.86 | 77.13 | 76.89 |
| 18-Nov-19 | 74.05 | 79.71 | 76.97 | 76.74 |
| 17-Nov-19 | 73.89 | 79.55 | 76.81 | 76.58 |
| 16-Nov-19 | 73.77 | 79.44 | 76.68 | 76.47 |
| 15-Nov-19 | 73.63 | 79.30 | 76.53 | 76.33 |
| 14-Nov-19 | 73.45 | 79.12 | 76.34 | 76.15 |
| 13-Nov-19 | 73.30 | 78.97 | 76.18 | 76.00 |
| 12-Nov-19 | 73.30 | 78.97 | 76.18 | 76.00 |
| 11-Nov-19 | 73.20 | 78.87 | 76.08 | 75.91 |
| 10-Nov-19 | 73.05 | 78.72 | 75.92 | 75.76 |

Retail Selling Price of Diesel

| Date of Revision | Delhi | Mumbai | Chennai | Kolkata |
|------------------|-------------|--------|---------|---------|
| | (Rs./Litre) | | | |
| 1-Feb-20 | 66.22 | 69.42 | 69.96 | 68.59 |
| 31-Jan-20 | 66.28 | 69.47 | 70.01 | 68.64 |
| 30-Jan-20 | 66.36 | 69.56 | 70.09 | 68.72 |
| 29-Jan-20 | 66.58 | 69.79 | 70.33 | 68.94 |
| 28-Jan-20 | 66.58 | 69.79 | 70.33 | 68.94 |
| 27-Jan-20 | 66.71 | 69.93 | 70.47 | 69.07 |
| 26-Jan-20 | 66.96 | 70.19 | 70.73 | 69.32 |
| 25-Jan-20 | 67.31 | 70.56 | 71.11 | 69.67 |
| 24-Jan-20 | 67.61 | 70.88 | 71.43 | 69.97 |
| 23-Jan-20 | 67.86 | 71.15 | 71.70 | 70.22 |
| 22-Jan-20 | 68.05 | 71.35 | 71.90 | 70.41 |
| 21-Jan-20 | 68.05 | 71.35 | 71.90 | 70.41 |
| 20-Jan-20 | 68.26 | 71.57 | 72.13 | 70.62 |
| 19-Jan-20 | 68.45 | 71.77 | 72.33 | 70.81 |
| 18-Jan-20 | 68.61 | 71.94 | 72.50 | 70.97 |
| 17-Jan-20 | 68.77 | 72.11 | 72.67 | 71.13 |
| 16-Jan-20 | 68.92 | 72.27 | 72.83 | 71.29 |
| 15-Jan-20 | 69.06 | 72.42 | 72.98 | 71.43 |
| 14-Jan-20 | 69.06 | 72.42 | 72.98 | 71.43 |
| 13-Jan-20 | 69.06 | 72.42 | 72.98 | 71.43 |
| 12-Jan-20 | 69.11 | 72.47 | 73.04 | 71.48 |
| 11-Jan-20 | 69.17 | 72.54 | 73.10 | 71.54 |
| 10-Jan-20 | 69.05 | 72.41 | 72.97 | 71.42 |
| 9-Jan-20 | 68.94 | 72.29 | 72.85 | 71.31 |
| 8-Jan-20 | 68.79 | 72.14 | 72.69 | 71.15 |
| 7-Jan-20 | 68.79 | 72.14 | 72.69 | 71.15 |
| 6-Jan-20 | 68.68 | 72.02 | 72.58 | 71.04 |
| 5-Jan-20 | 68.51 | 71.84 | 72.39 | 70.87 |
| 4-Jan-20 | 68.40 | 71.72 | 72.28 | 70.76 |
| 3-Jan-20 | 68.25 | 71.56 | 72.12 | 70.61 |
| 2-Jan-20 | 68.10 | 71.43 | 71.98 | 70.49 |
| 1-Jan-20 | 67.96 | 71.31 | 71.86 | 70.38 |
| 31-Dec-19 | 67.96 | 71.31 | 71.86 | 70.38 |
| 30-Dec-19 | 67.78 | 71.12 | 71.67 | 70.20 |
| 29-Dec-19 | 67.60 | 70.93 | 71.48 | 70.02 |
| 28-Dec-19 | 67.41 | 70.73 | 71.27 | 69.83 |
| 27-Dec-19 | 67.24 | 70.55 | 71.09 | 69.66 |
| 26-Dec-19 | 67.09 | 70.39 | 70.93 | 69.50 |
| 25-Dec-19 | 66.99 | 70.28 | 70.82 | 69.40 |
| 24-Dec-19 | 66.99 | 70.28 | 70.82 | 69.40 |
| 23-Dec-19 | 66.94 | 70.23 | 70.77 | 69.35 |
| 22-Dec-19 | 66.74 | 70.01 | 70.56 | 69.15 |
| 21-Dec-19 | 66.54 | 69.80 | 70.34 | 68.95 |
| 20-Dec-19 | 66.34 | 69.59 | 70.13 | 68.75 |
| 19-Dec-19 | 66.19 | 69.43 | 69.97 | 68.60 |
| 18-Dec-19 | 66.04 | 69.27 | 69.81 | 68.45 |
| 17-Dec-19 | 66.04 | 69.27 | 69.81 | 68.45 |
| 16-Dec-19 | 66.04 | 69.27 | 69.81 | 68.45 |
| 15-Dec-19 | 66.04 | 69.27 | 69.81 | 68.45 |
| 14-Dec-19 | 66.04 | 69.27 | 69.81 | 68.45 |
| 13-Dec-19 | 66.04 | 69.27 | 69.81 | 68.45 |
| 12-Dec-19 | 66.04 | 69.27 | 69.81 | 68.45 |
| 11-Dec-19 | 66.04 | 69.27 | 69.81 | 68.45 |
| 10-Dec-19 | 66.04 | 69.27 | 69.81 | 68.45 |
| 9-Dec-19 | 66.04 | 69.27 | 69.81 | 68.45 |
| 8-Dec-19 | 65.94 | 69.17 | 69.70 | 68.35 |
| 7-Dec-19 | 65.84 | 69.06 | 69.59 | 68.25 |
| 6-Dec-19 | 65.78 | 69.00 | 69.53 | 68.19 |
| 5-Dec-19 | 65.78 | 69.00 | 69.53 | 68.19 |
| 4-Dec-19 | 65.78 | 69.00 | 69.53 | 68.19 |
| 3-Dec-19 | 65.78 | 69.00 | 69.53 | 68.19 |
| 2-Dec-19 | 65.78 | 69.00 | 69.53 | 68.19 |
| 1-Dec-19 | 65.78 | 69.00 | 69.53 | 68.19 |
| 30-Nov-19 | 65.78 | 69.00 | 69.53 | 68.19 |
| 29-Nov-19 | 65.78 | 69.00 | 69.53 | 68.19 |
| 28-Nov-19 | 65.73 | 68.94 | 69.47 | 68.14 |
| 27-Nov-19 | 65.73 | 68.94 | 69.47 | 68.14 |
| 26-Nov-19 | 65.73 | 68.94 | 69.47 | 68.14 |
| 25-Nov-19 | 65.73 | 68.94 | 69.47 | 68.14 |
| 24-Nov-19 | 65.73 | 68.94 | 69.47 | 68.14 |
| 23-Nov-19 | 65.79 | 69.01 | 69.54 | 68.20 |
| 22-Nov-19 | 65.84 | 69.06 | 69.59 | 68.25 |
| 21-Nov-19 | 65.84 | 69.06 | 69.59 | 68.25 |
| 20-Nov-19 | 65.84 | 69.06 | 69.59 | 68.25 |
| 19-Nov-19 | 65.84 | 69.06 | 69.59 | 68.25 |
| 18-Nov-19 | 65.79 | 69.01 | 69.54 | 68.20 |
| 17-Nov-19 | 65.79 | 69.01 | 69.54 | 68.20 |
| 16-Nov-19 | 65.79 | 69.01 | 69.54 | 68.20 |
| 15-Nov-19 | 65.79 | 69.01 | 69.54 | 68.20 |
| 14-Nov-19 | 65.79 | 69.01 | 69.54 | 68.20 |
| 13-Nov-19 | 65.79 | 69.01 | 69.54 | 68.20 |
| 12-Nov-19 | 65.79 | 69.01 | 69.54 | 68.20 |
| 11-Nov-19 | 65.85 | 69.07 | 69.60 | 68.26 |
| 10-Nov-19 | 65.91 | 69.13 | 69.67 | 68.32 |



Petroleum Planning & Analysis Cell

Table Posted: 7-Apr-25

Retail Selling Price of Petrol

| Date of Revision | Delhi | Mumbai | Chennai | Kolkata |
|------------------|-------------|--------|---------|---------|
| | (Rs./Litre) | | | |
| 9-Nov-19 | 72.85 | 78.52 | 75.71 | 75.56 |
| 8-Nov-19 | 72.70 | 78.38 | 75.55 | 75.41 |
| 7-Nov-19 | 72.60 | 78.28 | 75.45 | 75.32 |
| 6-Nov-19 | 72.60 | 78.28 | 75.45 | 75.32 |
| 5-Nov-19 | 72.60 | 78.28 | 75.45 | 75.32 |
| 4-Nov-19 | 72.65 | 78.33 | 75.50 | 75.37 |
| 3-Nov-19 | 72.74 | 78.42 | 75.59 | 75.45 |
| 2-Nov-19 | 72.81 | 78.48 | 75.67 | 75.52 |
| 1-Nov-19 | 72.86 | 78.51 | 75.69 | 75.55 |
| 31-Oct-19 | 72.92 | 78.54 | 75.72 | 75.57 |
| 30-Oct-19 | 72.92 | 78.54 | 75.72 | 75.57 |
| 29-Oct-19 | 72.92 | 78.54 | 75.72 | 75.57 |
| 28-Oct-19 | 72.98 | 78.60 | 75.79 | 75.63 |
| 27-Oct-19 | 72.98 | 78.60 | 75.79 | 75.63 |
| 26-Oct-19 | 72.98 | 78.60 | 75.79 | 75.63 |
| 25-Oct-19 | 73.06 | 78.68 | 75.87 | 75.71 |
| 24-Oct-19 | 73.17 | 78.78 | 75.99 | 75.82 |
| 23-Oct-19 | 73.22 | 78.83 | 76.04 | 75.87 |
| 22-Oct-19 | 73.22 | 78.83 | 76.04 | 75.87 |
| 21-Oct-19 | 73.27 | 78.88 | 76.09 | 75.92 |
| 20-Oct-19 | 73.27 | 78.88 | 76.09 | 75.92 |
| 19-Oct-19 | 73.27 | 78.88 | 76.09 | 75.92 |
| 18-Oct-19 | 73.27 | 78.88 | 76.09 | 75.92 |
| 17-Oct-19 | 73.27 | 78.88 | 76.09 | 75.92 |
| 16-Oct-19 | 73.27 | 78.88 | 76.09 | 75.92 |
| 15-Oct-19 | 73.27 | 78.88 | 76.09 | 75.92 |
| 14-Oct-19 | 73.32 | 78.93 | 76.14 | 75.97 |
| 13-Oct-19 | 73.32 | 78.93 | 76.14 | 75.97 |
| 12-Oct-19 | 73.32 | 78.93 | 76.14 | 75.97 |
| 11-Oct-19 | 73.42 | 79.03 | 76.25 | 76.07 |
| 10-Oct-19 | 73.54 | 79.15 | 76.38 | 76.18 |
| 9-Oct-19 | 73.59 | 79.20 | 76.43 | 76.23 |
| 8-Oct-19 | 73.59 | 79.20 | 76.43 | 76.23 |
| 7-Oct-19 | 73.76 | 79.37 | 76.61 | 76.40 |
| 6-Oct-19 | 73.89 | 79.50 | 76.74 | 76.53 |
| 5-Oct-19 | 74.04 | 79.65 | 76.90 | 76.67 |
| 4-Oct-19 | 74.33 | 79.93 | 77.21 | 76.96 |
| 3-Oct-19 | 74.51 | 80.11 | 77.40 | 77.14 |
| 2-Oct-19 | 74.61 | 80.21 | 77.50 | 77.23 |
| 1-Oct-19 | 74.61 | 80.21 | 77.50 | 77.23 |
| 30-Sep-19 | 74.42 | 80.08 | 77.36 | 77.10 |
| 29-Sep-19 | 74.34 | 80.00 | 77.28 | 77.03 |
| 28-Sep-19 | 74.34 | 80.00 | 77.28 | 77.03 |
| 27-Sep-19 | 74.34 | 80.00 | 77.28 | 77.03 |
| 26-Sep-19 | 74.19 | 79.85 | 77.12 | 76.88 |
| 25-Sep-19 | 74.13 | 79.79 | 77.06 | 76.82 |
| 24-Sep-19 | 74.13 | 79.79 | 77.06 | 76.82 |
| 23-Sep-19 | 73.91 | 79.57 | 76.83 | 76.60 |
| 22-Sep-19 | 73.62 | 79.29 | 76.52 | 76.32 |
| 21-Sep-19 | 73.35 | 79.02 | 76.24 | 76.05 |
| 20-Sep-19 | 73.06 | 78.73 | 75.93 | 75.77 |
| 19-Sep-19 | 72.71 | 78.39 | 75.56 | 75.43 |
| 18-Sep-19 | 72.42 | 78.10 | 75.26 | 75.14 |
| 17-Sep-19 | 72.17 | 77.85 | 74.99 | 74.89 |
| 16-Sep-19 | 72.03 | 77.71 | 74.85 | 74.76 |
| 15-Sep-19 | 72.03 | 77.71 | 74.85 | 74.76 |
| 14-Sep-19 | 71.97 | 77.65 | 74.78 | 74.70 |
| 13-Sep-19 | 71.89 | 77.57 | 74.70 | 74.62 |
| 12-Sep-19 | 71.82 | 77.50 | 74.63 | 74.55 |
| 11-Sep-19 | 71.76 | 77.45 | 74.56 | 74.49 |
| 10-Sep-19 | 71.76 | 77.45 | 74.56 | 74.49 |
| 9-Sep-19 | 71.71 | 77.40 | 74.51 | 74.44 |
| 8-Sep-19 | 71.71 | 77.40 | 74.51 | 74.44 |
| 7-Sep-19 | 71.77 | 77.46 | 74.57 | 74.50 |
| 6-Sep-19 | 71.86 | 77.54 | 74.66 | 74.58 |
| 5-Sep-19 | 71.95 | 77.62 | 74.75 | 74.66 |
| 4-Sep-19 | 72.01 | 77.67 | 74.80 | 74.71 |
| 3-Sep-19 | 72.01 | 77.67 | 74.80 | 74.71 |
| 2-Sep-19 | 72.01 | 77.67 | 74.80 | 74.71 |
| 1-Sep-19 | 72.01 | 77.67 | 74.80 | 74.71 |
| 31-Aug-19 | 72.01 | 77.67 | 74.80 | 74.71 |
| 30-Aug-19 | 72.01 | 77.67 | 74.80 | 74.71 |
| 29-Aug-19 | 72.01 | 77.67 | 74.80 | 74.71 |
| 28-Aug-19 | 72.07 | 77.73 | 74.86 | 74.77 |
| 27-Aug-19 | 72.07 | 77.73 | 74.86 | 74.77 |
| 26-Aug-19 | 72.07 | 77.73 | 74.86 | 74.77 |
| 25-Aug-19 | 71.99 | 77.65 | 74.78 | 74.69 |
| 24-Aug-19 | 71.92 | 77.58 | 74.70 | 74.62 |
| 23-Aug-19 | 71.84 | 77.50 | 74.62 | 74.54 |
| 22-Aug-19 | 71.84 | 77.50 | 74.62 | 74.54 |
| 21-Aug-19 | 71.84 | 77.50 | 74.62 | 74.54 |
| 20-Aug-19 | 71.84 | 77.50 | 74.62 | 74.54 |
| 19-Aug-19 | 71.84 | 77.50 | 74.62 | 74.54 |
| 18-Aug-19 | 71.91 | 77.57 | 74.69 | 74.61 |

Retail Selling Price of Diesel

| Date of Revision | Delhi | Mumbai | Chennai | Kolkata |
|------------------|-------------|--------|---------|---------|
| | (Rs./Litre) | | | |
| 9-Nov-19 | 65.91 | 69.13 | 69.67 | 68.32 |
| 8-Nov-19 | 65.84 | 69.06 | 69.59 | 68.25 |
| 7-Nov-19 | 65.75 | 68.96 | 69.50 | 68.16 |
| 6-Nov-19 | 65.75 | 68.96 | 69.50 | 68.16 |
| 5-Nov-19 | 65.75 | 68.96 | 69.50 | 68.16 |
| 4-Nov-19 | 65.75 | 68.96 | 69.50 | 68.16 |
| 3-Nov-19 | 65.80 | 68.99 | 69.52 | 68.19 |
| 2-Nov-19 | 65.80 | 68.99 | 69.52 | 68.19 |
| 1-Nov-19 | 65.80 | 68.99 | 69.52 | 68.19 |
| 31-Oct-19 | 65.85 | 69.01 | 69.55 | 68.21 |
| 30-Oct-19 | 65.85 | 69.01 | 69.55 | 68.21 |
| 29-Oct-19 | 65.85 | 69.01 | 69.55 | 68.21 |
| 28-Oct-19 | 65.95 | 69.12 | 69.65 | 68.31 |
| 27-Oct-19 | 65.95 | 69.12 | 69.65 | 68.31 |
| 26-Oct-19 | 65.95 | 69.12 | 69.65 | 68.31 |
| 25-Oct-19 | 66.00 | 69.17 | 69.71 | 68.36 |
| 24-Oct-19 | 66.06 | 69.24 | 69.77 | 68.42 |
| 23-Oct-19 | 66.11 | 69.29 | 69.83 | 68.47 |
| 22-Oct-19 | 66.11 | 69.29 | 69.83 | 68.47 |
| 21-Oct-19 | 66.17 | 69.35 | 69.89 | 68.53 |
| 20-Oct-19 | 66.17 | 69.35 | 69.89 | 68.53 |
| 19-Oct-19 | 66.24 | 69.43 | 69.96 | 68.60 |
| 18-Oct-19 | 66.31 | 69.50 | 70.04 | 68.67 |
| 17-Oct-19 | 66.41 | 69.61 | 70.15 | 68.77 |
| 16-Oct-19 | 66.41 | 69.61 | 70.15 | 68.77 |
| 15-Oct-19 | 66.41 | 69.61 | 70.15 | 68.77 |
| 14-Oct-19 | 66.46 | 69.66 | 70.20 | 68.82 |
| 13-Oct-19 | 66.46 | 69.66 | 70.20 | 68.82 |
| 12-Oct-19 | 66.46 | 69.66 | 70.20 | 68.82 |
| 11-Oct-19 | 66.60 | 69.81 | 70.35 | 68.96 |
| 10-Oct-19 | 66.75 | 69.97 | 70.51 | 69.11 |
| 9-Oct-19 | 66.81 | 70.03 | 70.57 | 69.17 |
| 8-Oct-19 | 66.81 | 70.03 | 70.57 | 69.17 |
| 7-Oct-19 | 66.91 | 70.14 | 70.68 | 69.27 |
| 6-Oct-19 | 67.03 | 70.27 | 70.81 | 69.39 |
| 5-Oct-19 | 67.15 | 70.39 | 70.94 | 69.51 |
| 4-Oct-19 | 67.35 | 70.61 | 71.15 | 69.71 |
| 3-Oct-19 | 67.43 | 70.69 | 71.24 | 69.79 |
| 2-Oct-19 | 67.49 | 70.76 | 71.30 | 69.85 |
| 1-Oct-19 | 67.49 | 70.76 | 71.30 | 69.85 |
| 30-Sep-19 | 67.33 | 70.64 | 71.19 | 69.75 |
| 29-Sep-19 | 67.24 | 70.55 | 71.09 | 69.66 |
| 28-Sep-19 | 67.24 | 70.55 | 71.09 | 69.66 |
| 27-Sep-19 | 67.24 | 70.55 | 71.09 | 69.66 |
| 26-Sep-19 | 67.14 | 70.44 | 70.98 | 69.56 |
| 25-Sep-19 | 67.07 | 70.37 | 70.91 | 69.49 |
| 24-Sep-19 | 67.07 | 70.37 | 70.91 | 69.49 |
| 23-Sep-19 | 66.93 | 70.22 | 70.76 | 69.35 |
| 22-Sep-19 | 66.74 | 70.01 | 70.56 | 69.15 |
| 21-Sep-19 | 66.53 | 69.79 | 70.33 | 68.94 |
| 20-Sep-19 | 66.29 | 69.54 | 70.07 | 68.70 |
| 19-Sep-19 | 66.01 | 69.24 | 69.77 | 68.42 |
| 18-Sep-19 | 65.82 | 69.04 | 69.57 | 68.23 |
| 17-Sep-19 | 65.58 | 68.78 | 69.31 | 67.99 |
| 16-Sep-19 | 65.43 | 68.62 | 69.15 | 67.84 |
| 15-Sep-19 | 65.43 | 68.62 | 69.15 | 67.84 |
| 14-Sep-19 | 65.37 | 68.56 | 69.09 | 67.78 |
| 13-Sep-19 | 65.28 | 68.46 | 68.99 | 67.69 |
| 12-Sep-19 | 65.19 | 68.37 | 68.90 | 67.60 |
| 11-Sep-19 | 65.14 | 68.32 | 68.84 | 67.55 |
| 10-Sep-19 | 65.14 | 68.32 | 68.84 | 67.55 |
| 9-Sep-19 | 65.09 | 68.26 | 68.79 | 67.50 |
| 8-Sep-19 | 65.09 | 68.26 | 68.79 | 67.50 |
| 7-Sep-19 | 65.09 | 68.26 | 68.79 | 67.50 |
| 6-Sep-19 | 65.14 | 68.31 | 68.84 | 67.54 |
| 5-Sep-19 | 65.20 | 68.36 | 68.89 | 67.59 |
| 4-Sep-19 | 65.25 | 68.41 | 68.94 | 67.63 |
| 3-Sep-19 | 65.25 | 68.41 | 68.94 | 67.63 |
| 2-Sep-19 | 65.25 | 68.41 | 68.94 | 67.63 |
| 1-Sep-19 | 65.25 | 68.41 | 68.94 | 67.63 |
| 31-Aug-19 | 65.25 | 68.41 | 68.94 | 67.63 |
| 30-Aug-19 | 65.25 | 68.41 | 68.94 | 67.63 |
| 29-Aug-19 | 65.30 | 68.46 | 68.99 | 67.68 |
| 28-Aug-19 | 65.35 | 68.51 | 69.04 | 67.73 |
| 27-Aug-19 | 65.35 | 68.51 | 69.04 | 67.73 |
| 26-Aug-19 | 65.35 | 68.51 | 69.04 | 67.73 |
| 25-Aug-19 | 65.26 | 68.42 | 68.95 | 67.64 |
| 24-Aug-19 | 65.16 | 68.31 | 68.84 | 67.54 |
| 23-Aug-19 | 65.11 | 68.26 | 68.79 | 67.49 |
| 22-Aug-19 | 65.11 | 68.26 | 68.79 | 67.49 |
| 21-Aug-19 | 65.11 | 68.26 | 68.79 | 67.49 |
| 20-Aug-19 | 65.11 | 68.26 | 68.79 | 67.49 |
| 19-Aug-19 | 65.18 | 68.33 | 68.86 | 67.56 |
| 18-Aug-19 | 65.26 | 68.42 | 68.95 | 67.64 |



Petroleum Planning & Analysis Cell

Table Posted: 7-Apr-25

Retail Selling Price of Petrol

| Date of Revision | Delhi | Mumbai | Chennai | Kolkata |
|------------------|-------------|--------|---------|---------|
| | (Rs./Litre) | | | |
| 17-Aug-19 | 71.99 | 77.65 | 74.78 | 74.69 |
| 16-Aug-19 | 71.99 | 77.65 | 74.78 | 74.69 |
| 15-Aug-19 | 71.99 | 77.65 | 74.78 | 74.69 |
| 14-Aug-19 | 71.99 | 77.65 | 74.78 | 74.69 |
| 13-Aug-19 | 71.99 | 77.65 | 74.78 | 74.69 |
| 12-Aug-19 | 71.99 | 77.65 | 74.78 | 74.69 |
| 11-Aug-19 | 71.99 | 77.65 | 74.78 | 74.69 |
| 10-Aug-19 | 72.08 | 77.74 | 74.87 | 74.78 |
| 9-Aug-19 | 72.08 | 77.74 | 74.87 | 74.78 |
| 8-Aug-19 | 72.23 | 77.89 | 75.03 | 74.92 |
| 7-Aug-19 | 72.28 | 77.93 | 75.08 | 74.97 |
| 6-Aug-19 | 72.28 | 77.93 | 75.08 | 74.97 |
| 5-Aug-19 | 72.37 | 78.02 | 75.18 | 75.06 |
| 4-Aug-19 | 72.52 | 78.17 | 75.34 | 75.21 |
| 3-Aug-19 | 72.62 | 78.27 | 75.44 | 75.30 |
| 2-Aug-19 | 72.69 | 78.34 | 75.52 | 75.37 |
| 1-Aug-19 | 72.80 | 78.42 | 75.60 | 75.44 |
| 31-Jul-19 | 72.86 | 78.48 | 75.66 | 75.50 |
| 30-Jul-19 | 72.86 | 78.48 | 75.66 | 75.50 |
| 29-Jul-19 | 72.99 | 78.61 | 75.80 | 75.63 |
| 28-Jul-19 | 73.14 | 78.75 | 75.96 | 75.75 |
| 27-Jul-19 | 73.24 | 78.85 | 76.06 | 75.81 |
| 26-Jul-19 | 73.29 | 78.90 | 76.11 | 75.83 |
| 25-Jul-19 | 73.35 | 78.96 | 76.18 | 75.85 |
| 24-Jul-19 | 73.41 | 79.02 | 76.24 | 75.87 |
| 23-Jul-19 | 73.41 | 79.02 | 76.24 | 75.87 |
| 22-Jul-19 | 73.35 | 78.96 | 76.18 | 75.77 |
| 21-Jul-19 | 73.35 | 78.96 | 76.18 | 75.77 |
| 20-Jul-19 | 73.35 | 78.96 | 76.18 | 75.77 |
| 19-Jul-19 | 73.35 | 78.96 | 76.18 | 75.77 |
| 18-Jul-19 | 73.35 | 78.96 | 76.18 | 75.77 |
| 17-Jul-19 | 73.27 | 78.88 | 76.09 | 75.65 |
| 16-Jul-19 | 73.27 | 78.88 | 76.09 | 75.65 |
| 15-Jul-19 | 73.21 | 78.82 | 76.03 | 75.55 |
| 14-Jul-19 | 73.08 | 78.69 | 75.89 | 75.38 |
| 13-Jul-19 | 72.99 | 78.61 | 75.80 | 75.25 |
| 12-Jul-19 | 72.90 | 78.52 | 75.70 | 75.12 |
| 11-Jul-19 | 72.90 | 78.52 | 75.70 | 75.12 |
| 10-Jul-19 | 72.90 | 78.52 | 75.70 | 75.12 |
| 9-Jul-19 | 72.90 | 78.52 | 75.70 | 75.12 |
| 8-Jul-19 | 72.96 | 78.57 | 75.76 | 75.15 |
| 7-Jul-19 | 72.96 | 78.57 | 75.76 | 75.15 |
| 6-Jul-19 | 72.96 | 78.57 | 75.76 | 75.15 |
| 5-Jul-19 | 70.51 | 76.15 | 73.19 | 72.75 |
| 4-Jul-19 | 70.51 | 76.15 | 73.19 | 72.75 |
| 3-Jul-19 | 70.51 | 76.15 | 73.19 | 72.75 |
| 2-Jul-19 | 70.51 | 76.15 | 73.19 | 72.75 |
| 1-Jul-19 | 70.44 | 76.11 | 73.15 | 72.67 |
| 30-Jun-19 | 70.37 | 76.06 | 73.10 | 72.63 |
| 29-Jun-19 | 70.28 | 75.97 | 73.01 | 72.54 |
| 28-Jun-19 | 70.17 | 75.87 | 72.89 | 72.43 |
| 27-Jun-19 | 70.12 | 75.82 | 72.84 | 72.38 |
| 26-Jun-19 | 70.05 | 75.75 | 72.77 | 72.31 |
| 25-Jun-19 | 70.05 | 75.75 | 72.77 | 72.31 |
| 24-Jun-19 | 70.05 | 75.75 | 72.77 | 72.31 |
| 23-Jun-19 | 69.98 | 75.68 | 72.69 | 72.24 |
| 22-Jun-19 | 69.93 | 75.63 | 72.64 | 72.19 |
| 21-Jun-19 | 69.93 | 75.63 | 72.64 | 72.19 |
| 20-Jun-19 | 69.93 | 75.63 | 72.64 | 72.19 |
| 19-Jun-19 | 69.93 | 75.63 | 72.64 | 72.19 |
| 18-Jun-19 | 69.93 | 75.63 | 72.64 | 72.19 |
| 17-Jun-19 | 69.93 | 75.63 | 72.64 | 72.19 |
| 16-Jun-19 | 69.93 | 75.63 | 72.64 | 72.19 |
| 15-Jun-19 | 69.99 | 75.69 | 72.70 | 72.25 |
| 14-Jun-19 | 70.18 | 75.88 | 72.90 | 72.44 |
| 13-Jun-19 | 70.35 | 76.04 | 73.08 | 72.61 |
| 12-Jun-19 | 70.43 | 76.12 | 73.17 | 72.68 |
| 11-Jun-19 | 70.43 | 76.12 | 73.17 | 72.68 |
| 10-Jun-19 | 70.43 | 76.12 | 73.17 | 72.68 |
| 9-Jun-19 | 70.56 | 76.25 | 73.30 | 72.81 |
| 8-Jun-19 | 70.72 | 76.41 | 73.47 | 72.97 |
| 7-Jun-19 | 70.94 | 76.63 | 73.70 | 73.19 |
| 6-Jun-19 | 71.07 | 76.76 | 73.84 | 73.31 |
| 5-Jun-19 | 71.23 | 76.91 | 74.01 | 73.47 |
| 4-Jun-19 | 71.23 | 76.91 | 74.01 | 73.47 |
| 3-Jun-19 | 71.30 | 76.98 | 74.08 | 73.54 |
| 2-Jun-19 | 71.50 | 77.16 | 74.27 | 73.71 |
| 1-Jun-19 | 71.62 | 77.28 | 74.39 | 73.74 |
| 31-May-19 | 71.73 | 77.34 | 74.46 | 73.79 |
| 30-May-19 | 71.80 | 77.41 | 74.53 | 73.86 |
| 29-May-19 | 71.86 | 77.47 | 74.59 | 73.92 |
| 28-May-19 | 71.86 | 77.47 | 74.59 | 73.92 |
| 27-May-19 | 71.77 | 77.38 | 74.50 | 73.83 |

Retail Selling Price of Diesel

| Date of Revision | Delhi | Mumbai | Chennai | Kolkata |
|------------------|-------------|--------|---------|---------|
| | (Rs./Litre) | | | |
| 17-Aug-19 | 65.38 | 68.55 | 69.08 | 67.76 |
| 16-Aug-19 | 65.43 | 68.60 | 69.13 | 67.81 |
| 15-Aug-19 | 65.43 | 68.60 | 69.13 | 67.81 |
| 14-Aug-19 | 65.43 | 68.60 | 69.13 | 67.81 |
| 13-Aug-19 | 65.43 | 68.60 | 69.13 | 67.81 |
| 12-Aug-19 | 65.43 | 68.60 | 69.13 | 67.81 |
| 11-Aug-19 | 65.49 | 68.66 | 69.19 | 67.87 |
| 10-Aug-19 | 65.64 | 68.82 | 69.35 | 68.01 |
| 9-Aug-19 | 65.75 | 68.94 | 69.47 | 68.08 |
| 8-Aug-19 | 65.88 | 69.06 | 69.59 | 68.15 |
| 7-Aug-19 | 65.94 | 69.11 | 69.64 | 68.17 |
| 6-Aug-19 | 65.94 | 69.11 | 69.64 | 68.17 |
| 5-Aug-19 | 65.94 | 69.11 | 69.64 | 68.17 |
| 4-Aug-19 | 65.94 | 69.11 | 69.64 | 68.17 |
| 3-Aug-19 | 66.00 | 69.17 | 69.71 | 68.19 |
| 2-Aug-19 | 66.00 | 69.17 | 69.71 | 68.19 |
| 1-Aug-19 | 66.00 | 69.17 | 69.71 | 68.19 |
| 31-Jul-19 | 66.00 | 69.17 | 69.71 | 68.19 |
| 30-Jul-19 | 66.00 | 69.17 | 69.71 | 68.19 |
| 29-Jul-19 | 66.07 | 69.25 | 69.78 | 68.22 |
| 28-Jul-19 | 66.18 | 69.36 | 69.90 | 68.29 |
| 27-Jul-19 | 66.18 | 69.36 | 69.90 | 68.29 |
| 26-Jul-19 | 66.18 | 69.36 | 69.90 | 68.29 |
| 25-Jul-19 | 66.18 | 69.36 | 69.90 | 68.29 |
| 24-Jul-19 | 66.24 | 69.43 | 69.96 | 68.31 |
| 23-Jul-19 | 66.24 | 69.43 | 69.96 | 68.31 |
| 22-Jul-19 | 66.24 | 69.43 | 69.96 | 68.31 |
| 21-Jul-19 | 66.24 | 69.43 | 69.96 | 68.31 |
| 20-Jul-19 | 66.24 | 69.43 | 69.96 | 68.31 |
| 19-Jul-19 | 66.24 | 69.43 | 69.96 | 68.31 |
| 18-Jul-19 | 66.24 | 69.43 | 69.96 | 68.31 |
| 17-Jul-19 | 66.24 | 69.43 | 69.96 | 68.31 |
| 16-Jul-19 | 66.24 | 69.43 | 69.96 | 68.31 |
| 15-Jul-19 | 66.24 | 69.43 | 69.96 | 68.31 |
| 14-Jul-19 | 66.24 | 69.43 | 69.96 | 68.31 |
| 13-Jul-19 | 66.24 | 69.43 | 69.96 | 68.31 |
| 12-Jul-19 | 66.24 | 69.43 | 69.96 | 68.31 |
| 11-Jul-19 | 66.34 | 69.53 | 70.07 | 68.37 |
| 10-Jul-19 | 66.49 | 69.69 | 70.23 | 68.48 |
| 9-Jul-19 | 66.49 | 69.69 | 70.23 | 68.48 |
| 8-Jul-19 | 66.59 | 69.80 | 70.34 | 68.54 |
| 7-Jul-19 | 66.69 | 69.90 | 70.48 | 68.59 |
| 6-Jul-19 | 66.69 | 69.90 | 70.48 | 68.59 |
| 5-Jul-19 | 64.33 | 67.40 | 67.96 | 66.23 |
| 4-Jul-19 | 64.33 | 67.40 | 67.96 | 66.23 |
| 3-Jul-19 | 64.33 | 67.40 | 67.96 | 66.23 |
| 2-Jul-19 | 64.33 | 67.40 | 67.96 | 66.23 |
| 1-Jul-19 | 64.27 | 67.36 | 67.96 | 66.16 |
| 30-Jun-19 | 64.19 | 67.30 | 67.90 | 66.11 |
| 29-Jun-19 | 64.11 | 67.22 | 67.81 | 66.03 |
| 28-Jun-19 | 64.01 | 67.11 | 67.70 | 65.93 |
| 27-Jun-19 | 63.95 | 67.05 | 67.64 | 65.87 |
| 26-Jun-19 | 63.90 | 66.99 | 67.59 | 65.82 |
| 25-Jun-19 | 63.90 | 66.99 | 67.59 | 65.82 |
| 24-Jun-19 | 63.90 | 66.99 | 67.59 | 65.82 |
| 23-Jun-19 | 63.84 | 66.93 | 67.52 | 65.76 |
| 22-Jun-19 | 63.78 | 66.87 | 67.46 | 65.70 |
| 21-Jun-19 | 63.78 | 66.87 | 67.46 | 65.70 |
| 20-Jun-19 | 63.78 | 66.87 | 67.46 | 65.70 |
| 19-Jun-19 | 63.84 | 66.93 | 67.52 | 65.76 |
| 18-Jun-19 | 63.84 | 66.93 | 67.52 | 65.76 |
| 17-Jun-19 | 63.84 | 66.93 | 67.52 | 65.76 |
| 16-Jun-19 | 63.84 | 66.93 | 67.52 | 65.76 |
| 15-Jun-19 | 63.93 | 67.03 | 67.62 | 65.85 |
| 14-Jun-19 | 64.17 | 67.28 | 67.88 | 66.09 |
| 13-Jun-19 | 64.33 | 67.45 | 68.05 | 66.25 |
| 12-Jun-19 | 64.39 | 67.51 | 68.11 | 66.31 |
| 11-Jun-19 | 64.39 | 67.51 | 68.11 | 66.31 |
| 10-Jun-19 | 64.39 | 67.51 | 68.11 | 66.31 |
| 9-Jun-19 | 64.50 | 67.63 | 68.23 | 66.42 |
| 8-Jun-19 | 64.65 | 67.79 | 68.39 | 66.57 |
| 7-Jun-19 | 64.90 | 68.06 | 68.66 | 66.82 |
| 6-Jun-19 | 65.22 | 68.39 | 69.00 | 67.14 |
| 5-Jun-19 | 65.56 | 68.76 | 69.36 | 67.48 |
| 4-Jun-19 | 65.56 | 68.76 | 69.36 | 67.48 |
| 3-Jun-19 | 65.76 | 68.97 | 69.58 | 67.68 |
| 2-Jun-19 | 66.16 | 69.37 | 69.98 | 68.06 |
| 1-Jun-19 | 66.36 | 69.58 | 70.19 | 68.21 |
| 31-May-19 | 66.51 | 69.69 | 70.31 | 68.27 |
| 30-May-19 | 66.63 | 69.82 | 70.43 | 68.39 |
| 29-May-19 | 66.69 | 69.88 | 70.50 | 68.45 |
| 28-May-19 | 66.69 | 69.88 | 70.50 | 68.45 |
| 27-May-19 | 66.64 | 69.83 | 70.45 | 68.40 |



Petroleum Planning & Analysis Cell

Table Posted: 7-Apr-25

Retail Selling Price of Petrol

| Date of Revision | Delhi | Mumbai | Chennai | Kolkata |
|------------------|-------------|--------|---------|---------|
| | (Rs./Litre) | | | |
| 26-May-19 | 71.67 | 77.28 | 74.39 | 73.73 |
| 25-May-19 | 71.53 | 77.14 | 74.25 | 73.60 |
| 24-May-19 | 71.39 | 77.00 | 74.10 | 73.46 |
| 23-May-19 | 71.25 | 76.86 | 73.95 | 73.32 |
| 22-May-19 | 71.17 | 76.78 | 73.87 | 73.24 |
| 21-May-19 | 71.17 | 76.78 | 73.87 | 73.24 |
| 20-May-19 | 71.12 | 76.73 | 73.82 | 73.19 |
| 19-May-19 | 71.03 | 76.64 | 73.72 | 73.11 |
| 18-May-19 | 71.03 | 76.64 | 73.72 | 73.11 |
| 17-May-19 | 71.10 | 76.71 | 73.79 | 73.17 |
| 16-May-19 | 71.18 | 76.79 | 73.88 | 73.25 |
| 15-May-19 | 71.18 | 76.79 | 73.88 | 73.25 |
| 14-May-19 | 71.18 | 76.79 | 73.88 | 73.25 |
| 13-May-19 | 71.43 | 77.04 | 74.14 | 73.50 |
| 12-May-19 | 71.73 | 77.34 | 74.46 | 73.79 |
| 11-May-19 | 72.15 | 77.75 | 74.90 | 74.21 |
| 10-May-19 | 72.63 | 78.23 | 75.40 | 74.68 |
| 9-May-19 | 72.84 | 78.44 | 75.63 | 74.88 |
| 8-May-19 | 73.00 | 78.59 | 75.79 | 75.04 |
| 7-May-19 | 73.00 | 78.59 | 75.79 | 75.04 |
| 6-May-19 | 73.00 | 78.59 | 75.79 | 75.04 |
| 5-May-19 | 73.07 | 78.66 | 75.87 | 75.11 |
| 4-May-19 | 73.13 | 78.71 | 75.92 | 75.15 |
| 3-May-19 | 73.07 | 78.64 | 75.84 | 75.08 |
| 2-May-19 | 73.07 | 78.64 | 75.84 | 75.08 |
| 1-May-19 | 73.13 | 78.70 | 75.90 | 75.15 |
| 30-Apr-19 | 73.13 | 78.70 | 75.90 | 75.15 |
| 29-Apr-19 | 73.08 | 78.65 | 75.85 | 75.10 |
| 28-Apr-19 | 73.08 | 78.65 | 75.85 | 75.10 |
| 27-Apr-19 | 73.08 | 78.65 | 75.85 | 75.10 |
| 26-Apr-19 | 73.02 | 78.59 | 75.79 | 75.04 |
| 25-Apr-19 | 73.02 | 78.59 | 75.79 | 75.04 |
| 24-Apr-19 | 72.95 | 78.52 | 75.71 | 74.97 |
| 23-Apr-19 | 72.95 | 78.52 | 75.71 | 74.97 |
| 22-Apr-19 | 72.95 | 78.52 | 75.71 | 74.97 |
| 21-Apr-19 | 72.95 | 78.52 | 75.71 | 74.97 |
| 20-Apr-19 | 73.00 | 78.57 | 75.77 | 75.02 |
| 19-Apr-19 | 73.00 | 78.57 | 75.77 | 75.02 |
| 18-Apr-19 | 72.93 | 78.50 | 75.69 | 74.95 |
| 17-Apr-19 | 72.93 | 78.50 | 75.69 | 74.95 |
| 16-Apr-19 | 72.93 | 78.50 | 75.69 | 74.95 |
| 15-Apr-19 | 72.98 | 78.55 | 75.75 | 75.00 |
| 14-Apr-19 | 72.92 | 78.49 | 75.68 | 74.94 |
| 13-Apr-19 | 72.86 | 78.43 | 75.62 | 74.88 |
| 12-Apr-19 | 72.86 | 78.43 | 75.62 | 74.88 |
| 11-Apr-19 | 72.80 | 78.37 | 75.56 | 74.82 |
| 10-Apr-19 | 72.80 | 78.37 | 75.56 | 74.82 |
| 9-Apr-19 | 72.80 | 78.37 | 75.56 | 74.82 |
| 8-Apr-19 | 72.85 | 78.42 | 75.61 | 74.87 |
| 7-Apr-19 | 72.85 | 78.42 | 75.61 | 74.87 |
| 6-Apr-19 | 72.91 | 78.48 | 75.67 | 74.93 |
| 5-Apr-19 | 72.91 | 78.48 | 75.67 | 74.93 |
| 4-Apr-19 | 72.86 | 78.43 | 75.62 | 74.88 |
| 3-Apr-19 | 72.86 | 78.43 | 75.62 | 74.88 |
| 2-Apr-19 | 72.86 | 78.43 | 75.62 | 74.88 |
| 1-Apr-19 | 72.86 | 78.43 | 75.62 | 74.88 |
| 31-Mar-19 | 72.86 | 78.48 | 75.67 | 74.93 |
| 30-Mar-19 | 72.86 | 78.48 | 75.67 | 74.93 |
| 29-Mar-19 | 72.81 | 78.43 | 75.62 | 74.89 |
| 28-Mar-19 | 72.81 | 78.43 | 75.62 | 74.89 |
| 27-Mar-19 | 72.86 | 78.48 | 75.67 | 74.93 |
| 26-Mar-19 | 72.86 | 78.48 | 75.67 | 74.93 |
| 25-Mar-19 | 72.86 | 78.48 | 75.67 | 74.93 |
| 24-Mar-19 | 72.86 | 78.48 | 75.67 | 74.93 |
| 23-Mar-19 | 72.81 | 78.43 | 75.62 | 74.89 |
| 22-Mar-19 | 72.76 | 78.38 | 75.57 | 74.84 |
| 21-Mar-19 | 72.71 | 78.33 | 75.52 | 74.79 |
| 20-Mar-19 | 72.78 | 78.40 | 75.59 | 74.86 |
| 19-Mar-19 | 72.78 | 78.40 | 75.59 | 74.86 |
| 18-Mar-19 | 72.78 | 78.40 | 75.59 | 74.86 |
| 17-Mar-19 | 72.71 | 78.33 | 75.52 | 74.79 |
| 16-Mar-19 | 72.63 | 78.25 | 75.43 | 74.71 |
| 15-Mar-19 | 72.55 | 78.17 | 75.35 | 74.63 |
| 14-Mar-19 | 72.48 | 78.10 | 75.27 | 74.56 |
| 13-Mar-19 | 72.41 | 78.04 | 75.20 | 74.49 |
| 12-Mar-19 | 72.41 | 78.04 | 75.20 | 74.49 |
| 11-Mar-19 | 72.46 | 78.09 | 75.25 | 74.54 |

Retail Selling Price of Diesel

| Date of Revision | Delhi | Mumbai | Chennai | Kolkata |
|------------------|-------------|--------|---------|---------|
| | (Rs./Litre) | | | |
| 26-May-19 | 66.64 | 69.83 | 70.45 | 68.40 |
| 25-May-19 | 66.57 | 69.75 | 70.37 | 68.33 |
| 24-May-19 | 66.45 | 69.63 | 70.24 | 68.21 |
| 23-May-19 | 66.29 | 69.46 | 70.07 | 68.05 |
| 22-May-19 | 66.20 | 69.36 | 69.97 | 67.96 |
| 21-May-19 | 66.20 | 69.36 | 69.97 | 67.96 |
| 20-May-19 | 66.11 | 69.27 | 69.88 | 67.86 |
| 19-May-19 | 65.96 | 69.11 | 69.72 | 67.71 |
| 18-May-19 | 65.96 | 69.11 | 69.72 | 67.71 |
| 17-May-19 | 65.96 | 69.11 | 69.72 | 67.71 |
| 16-May-19 | 65.91 | 69.05 | 69.66 | 67.66 |
| 15-May-19 | 65.86 | 69.00 | 69.61 | 67.61 |
| 14-May-19 | 65.86 | 69.00 | 69.61 | 67.61 |
| 13-May-19 | 65.98 | 69.13 | 69.74 | 67.73 |
| 12-May-19 | 66.11 | 69.27 | 69.88 | 67.86 |
| 11-May-19 | 66.28 | 69.45 | 70.06 | 68.04 |
| 10-May-19 | 66.47 | 69.65 | 70.26 | 68.23 |
| 9-May-19 | 66.56 | 69.74 | 70.36 | 68.32 |
| 8-May-19 | 66.66 | 69.81 | 70.43 | 68.40 |
| 7-May-19 | 66.66 | 69.81 | 70.43 | 68.40 |
| 6-May-19 | 66.66 | 69.81 | 70.43 | 68.40 |
| 5-May-19 | 66.66 | 69.81 | 70.43 | 68.40 |
| 4-May-19 | 66.71 | 69.86 | 70.48 | 68.45 |
| 3-May-19 | 66.66 | 69.77 | 70.39 | 68.39 |
| 2-May-19 | 66.66 | 69.77 | 70.39 | 68.39 |
| 1-May-19 | 66.71 | 69.83 | 70.44 | 68.45 |
| 30-Apr-19 | 66.71 | 69.83 | 70.44 | 68.45 |
| 29-Apr-19 | 66.66 | 69.77 | 70.39 | 68.40 |
| 28-Apr-19 | 66.61 | 69.72 | 70.34 | 68.35 |
| 27-Apr-19 | 66.61 | 69.72 | 70.34 | 68.35 |
| 26-Apr-19 | 66.61 | 69.72 | 70.34 | 68.35 |
| 25-Apr-19 | 66.54 | 69.65 | 70.26 | 68.28 |
| 24-Apr-19 | 66.46 | 69.56 | 70.17 | 68.20 |
| 23-Apr-19 | 66.46 | 69.56 | 70.17 | 68.20 |
| 22-Apr-19 | 66.46 | 69.56 | 70.17 | 68.20 |
| 21-Apr-19 | 66.46 | 69.56 | 70.17 | 68.20 |
| 20-Apr-19 | 66.39 | 69.49 | 70.10 | 68.13 |
| 19-Apr-19 | 66.31 | 69.40 | 70.01 | 68.05 |
| 18-Apr-19 | 66.31 | 69.40 | 70.01 | 68.05 |
| 17-Apr-19 | 66.31 | 69.40 | 70.01 | 68.05 |
| 16-Apr-19 | 66.31 | 69.40 | 70.01 | 68.05 |
| 15-Apr-19 | 66.26 | 69.35 | 69.96 | 68.00 |
| 14-Apr-19 | 66.26 | 69.35 | 69.96 | 68.00 |
| 13-Apr-19 | 66.19 | 69.27 | 69.89 | 67.93 |
| 12-Apr-19 | 66.19 | 69.27 | 69.89 | 67.93 |
| 11-Apr-19 | 66.11 | 69.19 | 69.80 | 67.85 |
| 10-Apr-19 | 66.11 | 69.19 | 69.80 | 67.85 |
| 9-Apr-19 | 66.11 | 69.19 | 69.80 | 67.85 |
| 8-Apr-19 | 66.11 | 69.19 | 69.80 | 67.85 |
| 7-Apr-19 | 66.11 | 69.19 | 69.80 | 67.85 |
| 6-Apr-19 | 66.19 | 69.27 | 69.89 | 67.93 |
| 5-Apr-19 | 66.14 | 69.22 | 69.83 | 67.88 |
| 4-Apr-19 | 66.14 | 69.22 | 69.83 | 67.88 |
| 3-Apr-19 | 66.09 | 69.17 | 69.78 | 67.83 |
| 2-Apr-19 | 66.09 | 69.17 | 69.78 | 67.83 |
| 1-Apr-19 | 66.09 | 69.17 | 69.78 | 67.83 |
| 31-Mar-19 | 66.14 | 69.27 | 69.88 | 67.92 |
| 30-Mar-19 | 66.22 | 69.36 | 69.97 | 68.00 |
| 29-Mar-19 | 66.30 | 69.44 | 70.05 | 68.08 |
| 28-Mar-19 | 66.39 | 69.54 | 70.15 | 68.18 |
| 27-Mar-19 | 66.49 | 69.64 | 70.26 | 68.28 |
| 26-Mar-19 | 66.49 | 69.64 | 70.26 | 68.28 |
| 25-Mar-19 | 66.49 | 69.64 | 70.26 | 68.28 |
| 24-Mar-19 | 66.60 | 69.76 | 70.37 | 68.39 |
| 23-Mar-19 | 66.60 | 69.76 | 70.37 | 68.39 |
| 22-Mar-19 | 66.65 | 69.81 | 70.43 | 68.44 |
| 21-Mar-19 | 66.72 | 69.89 | 70.50 | 68.51 |
| 20-Mar-19 | 66.80 | 69.97 | 70.59 | 68.59 |
| 19-Mar-19 | 66.80 | 69.97 | 70.59 | 68.59 |
| 18-Mar-19 | 66.91 | 70.09 | 70.71 | 68.70 |
| 17-Mar-19 | 67.06 | 70.25 | 70.87 | 68.85 |
| 16-Mar-19 | 67.15 | 70.34 | 70.96 | 68.94 |
| 15-Mar-19 | 67.22 | 70.42 | 71.04 | 69.01 |
| 14-Mar-19 | 67.32 | 70.52 | 71.15 | 69.11 |
| 13-Mar-19 | 67.37 | 70.58 | 71.20 | 69.16 |
| 12-Mar-19 | 67.37 | 70.58 | 71.20 | 69.16 |
| 11-Mar-19 | 67.44 | 70.65 | 71.27 | 69.23 |



Petroleum Planning & Analysis Cell

Table Posted: 7-Apr-25

Retail Selling Price of Petrol

| Date of Revision | Delhi | Mumbai | Chennai | Kolkata |
|------------------|-------------|--------|---------|---------|
| | (Rs./Litre) | | | |
| 10-Mar-19 | 72.40 | 78.03 | 75.19 | 74.48 |
| 9-Mar-19 | 72.31 | 77.94 | 75.09 | 74.39 |
| 8-Mar-19 | 72.24 | 77.87 | 75.02 | 74.33 |
| 7-Mar-19 | 72.24 | 77.87 | 75.02 | 74.33 |
| 6-Mar-19 | 72.24 | 77.87 | 75.02 | 74.33 |
| 5-Mar-19 | 72.24 | 77.87 | 75.02 | 74.33 |
| 4-Mar-19 | 72.17 | 77.80 | 74.95 | 74.26 |
| 3-Mar-19 | 72.07 | 77.70 | 74.84 | 74.16 |
| 2-Mar-19 | 71.94 | 77.57 | 74.71 | 74.03 |
| 1-Mar-19 | 71.81 | 77.44 | 74.57 | 73.90 |
| 28-Feb-19 | 71.73 | 77.36 | 74.48 | 73.82 |
| 27-Feb-19 | 71.66 | 77.29 | 74.41 | 73.76 |
| 26-Feb-19 | 71.66 | 77.29 | 74.41 | 73.76 |
| 25-Feb-19 | 71.57 | 77.20 | 74.32 | 73.67 |
| 24-Feb-19 | 71.42 | 77.06 | 74.16 | 73.52 |
| 23-Feb-19 | 71.35 | 76.99 | 74.08 | 73.45 |
| 22-Feb-19 | 71.29 | 76.93 | 74.02 | 73.39 |
| 21-Feb-19 | 71.15 | 76.79 | 73.87 | 73.25 |
| 20-Feb-19 | 71.00 | 76.64 | 73.72 | 73.11 |
| 19-Feb-19 | 71.00 | 76.64 | 73.72 | 73.11 |
| 18-Feb-19 | 70.91 | 76.54 | 73.61 | 73.01 |
| 17-Feb-19 | 70.76 | 76.39 | 73.45 | 72.86 |
| 16-Feb-19 | 70.60 | 76.23 | 73.28 | 72.71 |
| 15-Feb-19 | 70.46 | 76.10 | 73.14 | 72.57 |
| 14-Feb-19 | 70.39 | 76.03 | 73.06 | 72.50 |
| 13-Feb-19 | 70.33 | 75.97 | 73.00 | 72.44 |
| 12-Feb-19 | 70.33 | 75.97 | 73.00 | 72.44 |
| 11-Feb-19 | 70.33 | 75.97 | 73.00 | 72.44 |
| 10-Feb-19 | 70.28 | 75.92 | 72.95 | 72.39 |
| 9-Feb-19 | 70.28 | 75.92 | 72.95 | 72.39 |
| 8-Feb-19 | 70.38 | 76.02 | 73.05 | 72.49 |
| 7-Feb-19 | 70.44 | 76.08 | 73.11 | 72.55 |
| 6-Feb-19 | 70.44 | 76.08 | 73.11 | 72.55 |
| 5-Feb-19 | 70.44 | 76.08 | 73.11 | 72.55 |
| 4-Feb-19 | 70.59 | 76.22 | 73.27 | 72.70 |
| 3-Feb-19 | 70.74 | 76.37 | 73.43 | 72.84 |
| 2-Feb-19 | 70.84 | 76.47 | 73.54 | 72.94 |
| 1-Feb-19 | 70.94 | 76.57 | 73.64 | 73.04 |
| 31-Jan-19 | 71.09 | 76.72 | 73.80 | 73.18 |
| 30-Jan-19 | 71.19 | 76.82 | 73.90 | 73.28 |
| 29-Jan-19 | 71.19 | 76.82 | 73.90 | 73.28 |
| 28-Jan-19 | 71.27 | 76.90 | 73.99 | 73.36 |
| 27-Jan-19 | 71.27 | 76.90 | 73.99 | 73.36 |
| 26-Jan-19 | 71.27 | 76.90 | 73.99 | 73.36 |
| 25-Jan-19 | 71.27 | 76.90 | 73.99 | 73.36 |
| 24-Jan-19 | 71.27 | 76.90 | 73.99 | 73.36 |
| 23-Jan-19 | 71.27 | 76.90 | 73.99 | 73.36 |
| 22-Jan-19 | 71.27 | 76.90 | 73.99 | 73.36 |
| 21-Jan-19 | 71.14 | 76.77 | 73.85 | 73.23 |
| 20-Jan-19 | 70.95 | 76.58 | 73.65 | 73.05 |
| 19-Jan-19 | 70.72 | 76.35 | 73.41 | 72.82 |
| 18-Jan-19 | 70.55 | 76.18 | 73.23 | 72.65 |
| 17-Jan-19 | 70.47 | 76.11 | 73.15 | 72.58 |
| 16-Jan-19 | 70.33 | 75.97 | 73.00 | 72.44 |
| 15-Jan-19 | 70.41 | 76.05 | 73.08 | 72.52 |
| 14-Jan-19 | 70.13 | 75.77 | 72.79 | 72.24 |
| 13-Jan-19 | 69.75 | 75.39 | 72.39 | 71.87 |
| 12-Jan-19 | 69.26 | 74.91 | 71.87 | 71.39 |
| 11-Jan-19 | 69.07 | 74.72 | 71.67 | 71.20 |
| 10-Jan-19 | 68.88 | 74.53 | 71.47 | 71.01 |
| 9-Jan-19 | 68.50 | 74.16 | 71.07 | 70.64 |
| 8-Jan-19 | 68.50 | 74.16 | 71.07 | 70.64 |
| 7-Jan-19 | 68.50 | 74.16 | 71.07 | 70.64 |
| 6-Jan-19 | 68.29 | 73.95 | 70.85 | 70.43 |
| 5-Jan-19 | 68.29 | 73.95 | 70.85 | 70.43 |
| 4-Jan-19 | 68.44 | 74.10 | 71.01 | 70.58 |
| 3-Jan-19 | 68.65 | 74.30 | 71.22 | 70.78 |
| 2-Jan-19 | 68.65 | 74.30 | 71.22 | 70.78 |
| 1-Jan-19 | 68.65 | 74.30 | 71.22 | 70.78 |
| 31-Dec-18 | 68.84 | 74.47 | 71.41 | 70.96 |
| 30-Dec-18 | 69.04 | 74.67 | 71.62 | 71.15 |
| 29-Dec-18 | 69.26 | 74.89 | 71.85 | 71.37 |
| 28-Dec-18 | 69.55 | 75.18 | 72.16 | 71.65 |
| 27-Dec-18 | 69.74 | 75.36 | 72.36 | 71.84 |
| 26-Dec-18 | 69.79 | 75.41 | 72.41 | 71.89 |
| 25-Dec-18 | 69.79 | 75.41 | 72.41 | 71.89 |
| 24-Dec-18 | 69.86 | 75.48 | 72.48 | 71.96 |

Retail Selling Price of Diesel

| Date of Revision | Delhi | Mumbai | Chennai | Kolkata |
|------------------|-------------|--------|---------|---------|
| | (Rs./Litre) | | | |
| 10-Mar-19 | 67.54 | 70.76 | 71.38 | 69.33 |
| 9-Mar-19 | 67.54 | 70.76 | 71.38 | 69.33 |
| 8-Mar-19 | 67.54 | 70.76 | 71.38 | 69.33 |
| 7-Mar-19 | 67.64 | 70.86 | 71.49 | 69.43 |
| 6-Mar-19 | 67.64 | 70.86 | 71.49 | 69.43 |
| 5-Mar-19 | 67.64 | 70.86 | 71.49 | 69.43 |
| 4-Mar-19 | 67.54 | 70.76 | 71.38 | 69.33 |
| 3-Mar-19 | 67.41 | 70.62 | 71.24 | 69.20 |
| 2-Mar-19 | 67.27 | 70.47 | 71.09 | 69.06 |
| 1-Mar-19 | 67.12 | 70.31 | 70.93 | 68.91 |
| 28-Feb-19 | 67.00 | 70.18 | 70.80 | 68.79 |
| 27-Feb-19 | 66.92 | 70.10 | 70.72 | 68.71 |
| 26-Feb-19 | 66.92 | 70.10 | 70.72 | 68.71 |
| 25-Feb-19 | 66.80 | 69.97 | 70.59 | 68.59 |
| 24-Feb-19 | 66.64 | 69.80 | 70.42 | 68.43 |
| 23-Feb-19 | 66.55 | 69.71 | 70.32 | 68.34 |
| 22-Feb-19 | 66.48 | 69.63 | 70.25 | 68.27 |
| 21-Feb-19 | 66.33 | 69.47 | 70.09 | 68.12 |
| 20-Feb-19 | 66.17 | 69.30 | 69.91 | 67.95 |
| 19-Feb-19 | 66.17 | 69.30 | 69.91 | 67.95 |
| 18-Feb-19 | 66.11 | 69.23 | 69.84 | 67.89 |
| 17-Feb-19 | 65.98 | 69.09 | 69.70 | 67.76 |
| 16-Feb-19 | 65.86 | 68.97 | 69.57 | 67.64 |
| 15-Feb-19 | 65.73 | 68.83 | 69.44 | 67.51 |
| 14-Feb-19 | 65.67 | 68.76 | 69.37 | 67.45 |
| 13-Feb-19 | 65.62 | 68.71 | 69.32 | 67.40 |
| 12-Feb-19 | 65.62 | 68.71 | 69.32 | 67.40 |
| 11-Feb-19 | 65.62 | 68.71 | 69.32 | 67.40 |
| 10-Feb-19 | 65.56 | 68.65 | 69.25 | 67.34 |
| 9-Feb-19 | 65.56 | 68.65 | 69.25 | 67.34 |
| 8-Feb-19 | 65.56 | 68.65 | 69.25 | 67.34 |
| 7-Feb-19 | 65.56 | 68.65 | 69.25 | 67.34 |
| 6-Feb-19 | 65.51 | 68.59 | 69.20 | 67.29 |
| 5-Feb-19 | 65.51 | 68.59 | 69.20 | 67.29 |
| 4-Feb-19 | 65.61 | 68.70 | 69.31 | 67.39 |
| 3-Feb-19 | 65.71 | 68.81 | 69.41 | 67.49 |
| 2-Feb-19 | 65.71 | 68.81 | 69.41 | 67.49 |
| 1-Feb-19 | 65.71 | 68.81 | 69.41 | 67.49 |
| 31-Jan-19 | 65.81 | 68.91 | 69.52 | 67.59 |
| 30-Jan-19 | 65.89 | 69.00 | 69.61 | 67.67 |
| 29-Jan-19 | 65.89 | 69.00 | 69.61 | 67.67 |
| 28-Jan-19 | 66.00 | 69.11 | 69.72 | 67.78 |
| 27-Jan-19 | 66.00 | 69.11 | 69.72 | 67.78 |
| 26-Jan-19 | 66.00 | 69.11 | 69.72 | 67.78 |
| 25-Jan-19 | 66.00 | 69.11 | 69.72 | 67.78 |
| 24-Jan-19 | 65.90 | 69.01 | 69.62 | 67.68 |
| 23-Jan-19 | 65.90 | 69.01 | 69.62 | 67.68 |
| 22-Jan-19 | 65.90 | 69.01 | 69.62 | 67.68 |
| 21-Jan-19 | 65.71 | 68.81 | 69.41 | 67.49 |
| 20-Jan-19 | 65.45 | 68.53 | 69.14 | 67.23 |
| 19-Jan-19 | 65.16 | 68.22 | 68.83 | 66.93 |
| 18-Jan-19 | 64.97 | 68.02 | 68.62 | 66.74 |
| 17-Jan-19 | 64.78 | 67.82 | 68.42 | 66.55 |
| 16-Jan-19 | 64.59 | 67.62 | 68.22 | 66.36 |
| 15-Jan-19 | 64.47 | 67.49 | 68.09 | 66.24 |
| 14-Jan-19 | 64.18 | 67.18 | 67.78 | 65.95 |
| 13-Jan-19 | 63.69 | 66.66 | 67.25 | 65.46 |
| 12-Jan-19 | 63.10 | 66.04 | 66.62 | 64.87 |
| 11-Jan-19 | 62.81 | 65.73 | 66.31 | 64.58 |
| 10-Jan-19 | 62.53 | 65.43 | 66.01 | 64.30 |
| 9-Jan-19 | 62.24 | 65.12 | 65.70 | 64.01 |
| 8-Jan-19 | 62.24 | 65.12 | 65.70 | 64.01 |
| 7-Jan-19 | 62.24 | 65.12 | 65.70 | 64.01 |
| 6-Jan-19 | 62.16 | 65.04 | 65.62 | 63.93 |
| 5-Jan-19 | 62.26 | 65.14 | 65.72 | 64.03 |
| 4-Jan-19 | 62.44 | 65.34 | 65.91 | 64.21 |
| 3-Jan-19 | 62.66 | 65.56 | 66.14 | 64.42 |
| 2-Jan-19 | 62.66 | 65.56 | 66.14 | 64.42 |
| 1-Jan-19 | 62.66 | 65.56 | 66.14 | 64.42 |
| 31-Dec-18 | 62.86 | 65.76 | 66.35 | 64.61 |
| 30-Dec-18 | 63.09 | 66.01 | 66.59 | 64.84 |
| 29-Dec-18 | 63.32 | 66.25 | 66.84 | 65.07 |
| 28-Dec-18 | 63.62 | 66.57 | 67.16 | 65.37 |
| 27-Dec-18 | 63.76 | 66.72 | 67.31 | 65.51 |
| 26-Dec-18 | 63.83 | 66.79 | 67.38 | 65.59 |
| 25-Dec-18 | 63.83 | 66.79 | 67.38 | 65.59 |
| 24-Dec-18 | 63.83 | 66.79 | 67.38 | 65.59 |



Petroleum Planning & Analysis Cell

Table Posted: 7-Apr-25

Retail Selling Price of Petrol

| Date of Revision | Delhi | Mumbai | Chennai | Kolkata |
|------------------|-------------|--------|---------|---------|
| | (Rs./Litre) | | | |
| 23-Dec-18 | 70.07 | 75.69 | 72.70 | 72.16 |
| 22-Dec-18 | 70.27 | 75.89 | 72.91 | 72.36 |
| 21-Dec-18 | 70.46 | 76.08 | 73.11 | 72.55 |
| 20-Dec-18 | 70.63 | 76.25 | 73.29 | 72.71 |
| 19-Dec-18 | 70.63 | 76.25 | 73.29 | 72.71 |
| 18-Dec-18 | 70.63 | 76.25 | 73.29 | 72.71 |
| 17-Dec-18 | 70.53 | 76.15 | 73.19 | 72.62 |
| 16-Dec-18 | 70.34 | 75.96 | 72.99 | 72.43 |
| 15-Dec-18 | 70.34 | 75.96 | 72.99 | 72.43 |
| 14-Dec-18 | 70.29 | 75.91 | 72.94 | 72.38 |
| 13-Dec-18 | 70.29 | 75.91 | 72.94 | 72.38 |
| 12-Dec-18 | 70.20 | 75.80 | 72.82 | 73.28 |
| 11-Dec-18 | 70.20 | 75.80 | 72.82 | 72.28 |
| 10-Dec-18 | 70.31 | 75.90 | 72.92 | 72.37 |
| 9-Dec-18 | 70.55 | 76.13 | 73.18 | 72.60 |
| 8-Dec-18 | 70.70 | 76.28 | 73.33 | 72.75 |
| 7-Dec-18 | 70.92 | 76.50 | 73.57 | 72.97 |
| 6-Dec-18 | 71.32 | 76.90 | 73.99 | 73.36 |
| 5-Dec-18 | 71.72 | 77.29 | 74.41 | 73.75 |
| 4-Dec-18 | 71.72 | 77.29 | 74.41 | 73.75 |
| 3-Dec-18 | 71.93 | 77.50 | 74.63 | 73.96 |
| 2-Dec-18 | 72.23 | 77.80 | 74.94 | 74.25 |
| 1-Dec-18 | 72.53 | 78.09 | 75.26 | 74.55 |
| 30-Nov-18 | 72.87 | 78.43 | 75.62 | 74.88 |
| 29-Nov-18 | 73.24 | 78.80 | 76.01 | 75.24 |
| 28-Nov-18 | 73.57 | 79.12 | 76.35 | 75.57 |
| 27-Nov-18 | 74.07 | 79.62 | 76.88 | 76.06 |
| 26-Nov-18 | 74.49 | 80.03 | 77.32 | 76.47 |
| 25-Nov-18 | 74.84 | 80.38 | 77.69 | 76.82 |
| 24-Nov-18 | 75.25 | 80.79 | 78.12 | 77.22 |
| 23-Nov-18 | 75.57 | 81.10 | 78.46 | 77.53 |
| 22-Nov-18 | 75.97 | 81.50 | 78.88 | 77.93 |
| 21-Nov-18 | 76.38 | 81.90 | 79.31 | 78.33 |
| 20-Nov-18 | 76.38 | 81.90 | 79.31 | 78.33 |
| 19-Nov-18 | 76.52 | 82.04 | 79.46 | 78.47 |
| 18-Nov-18 | 76.71 | 82.23 | 79.66 | 78.65 |
| 17-Nov-18 | 76.91 | 82.43 | 79.87 | 78.85 |
| 16-Nov-18 | 77.10 | 82.62 | 80.07 | 79.04 |
| 15-Nov-18 | 77.28 | 82.80 | 80.26 | 79.21 |
| 14-Nov-18 | 77.43 | 82.94 | 80.42 | 79.36 |
| 13-Nov-18 | 77.43 | 82.94 | 80.42 | 79.36 |
| 12-Nov-18 | 77.56 | 83.07 | 80.56 | 79.49 |
| 11-Nov-18 | 77.73 | 83.24 | 80.73 | 79.65 |
| 10-Nov-18 | 77.89 | 83.40 | 80.90 | 79.81 |
| 9-Nov-18 | 78.06 | 83.57 | 81.08 | 79.98 |
| 8-Nov-18 | 78.21 | 83.72 | 81.24 | 80.13 |
| 7-Nov-18 | 78.42 | 83.92 | 81.46 | 80.33 |
| 6-Nov-18 | 78.42 | 83.92 | 81.46 | 80.33 |
| 5-Nov-18 | 78.56 | 84.06 | 81.61 | 80.47 |
| 4-Nov-18 | 78.78 | 84.28 | 81.84 | 80.68 |
| 3-Nov-18 | 78.99 | 84.49 | 82.06 | 80.89 |
| 2-Nov-18 | 79.18 | 84.68 | 82.26 | 81.08 |
| 1-Nov-18 | 79.37 | 84.86 | 82.46 | 81.25 |
| 31-Oct-18 | 79.55 | 85.04 | 82.65 | 81.43 |
| 30-Oct-18 | 79.55 | 85.04 | 82.65 | 81.43 |
| 29-Oct-18 | 79.75 | 85.24 | 82.86 | 81.63 |
| 28-Oct-18 | 80.05 | 85.54 | 83.18 | 81.92 |
| 27-Oct-18 | 80.45 | 85.93 | 83.60 | 82.31 |
| 26-Oct-18 | 80.85 | 86.33 | 84.02 | 82.71 |
| 25-Oct-18 | 81.10 | 86.58 | 84.28 | 82.95 |
| 24-Oct-18 | 81.25 | 86.73 | 84.44 | 83.10 |
| 23-Oct-18 | 81.34 | 86.81 | 84.53 | 83.19 |
| 22-Oct-18 | 81.44 | 86.91 | 84.64 | 83.29 |
| 21-Oct-18 | 81.74 | 87.21 | 84.96 | 83.58 |
| 20-Oct-18 | 81.99 | 87.46 | 85.22 | 83.83 |
| 19-Oct-18 | 82.38 | 87.84 | 85.63 | 84.21 |
| 18-Oct-18 | 82.62 | 88.08 | 85.88 | 84.44 |
| 17-Oct-18 | 82.83 | 88.29 | 86.10 | 84.65 |
| 16-Oct-18 | 82.83 | 88.29 | 86.10 | 84.65 |
| 15-Oct-18 | 82.72 | 88.18 | 85.99 | 84.54 |
| 14-Oct-18 | 82.72 | 88.18 | 85.99 | 84.54 |
| 13-Oct-18 | 82.66 | 88.12 | 85.92 | 84.48 |
| 12-Oct-18 | 82.48 | 87.94 | 85.73 | 84.31 |
| 11-Oct-18 | 82.36 | 87.82 | 85.61 | 84.19 |
| 10-Oct-18 | 82.26 | 87.73 | 85.50 | 84.09 |
| 9-Oct-18 | 82.26 | 87.73 | 85.50 | 84.09 |
| 8-Oct-18 | 82.03 | 87.50 | 85.26 | 83.87 |

Retail Selling Price of Diesel

| Date of Revision | Delhi | Mumbai | Chennai | Kolkata |
|------------------|-------------|--------|---------|---------|
| | (Rs./Litre) | | | |
| 23-Dec-18 | 64.01 | 66.98 | 67.58 | 65.77 |
| 22-Dec-18 | 64.19 | 67.17 | 67.77 | 65.95 |
| 21-Dec-18 | 64.39 | 67.39 | 67.98 | 66.15 |
| 20-Dec-18 | 64.54 | 67.55 | 68.14 | 66.30 |
| 19-Dec-18 | 64.54 | 67.55 | 68.14 | 66.30 |
| 18-Dec-18 | 64.54 | 67.55 | 68.14 | 66.30 |
| 17-Dec-18 | 64.47 | 67.47 | 68.07 | 66.23 |
| 16-Dec-18 | 64.38 | 67.38 | 67.97 | 66.14 |
| 15-Dec-18 | 64.50 | 67.50 | 68.10 | 66.26 |
| 14-Dec-18 | 64.57 | 67.58 | 68.18 | 66.33 |
| 13-Dec-18 | 64.66 | 67.66 | 68.26 | 66.40 |
| 12-Dec-18 | 64.66 | 67.66 | 68.26 | 67.40 |
| 11-Dec-18 | 64.66 | 67.66 | 68.26 | 66.40 |
| 10-Dec-18 | 64.82 | 67.81 | 68.41 | 66.55 |
| 9-Dec-18 | 65.09 | 68.10 | 68.70 | 66.82 |
| 8-Dec-18 | 65.30 | 68.32 | 68.93 | 67.03 |
| 7-Dec-18 | 65.55 | 68.59 | 69.19 | 67.28 |
| 6-Dec-18 | 65.96 | 69.02 | 69.63 | 67.69 |
| 5-Dec-18 | 66.39 | 69.48 | 70.09 | 68.12 |
| 4-Dec-18 | 66.39 | 69.48 | 70.09 | 68.12 |
| 3-Dec-18 | 66.66 | 69.77 | 70.38 | 68.39 |
| 2-Dec-18 | 67.02 | 70.15 | 70.77 | 68.75 |
| 1-Dec-18 | 67.35 | 70.50 | 71.12 | 69.08 |
| 30-Nov-18 | 67.72 | 70.89 | 71.52 | 69.57 |
| 29-Nov-18 | 68.13 | 71.33 | 71.95 | 69.98 |
| 28-Nov-18 | 68.49 | 71.71 | 72.34 | 70.34 |
| 27-Nov-18 | 68.89 | 72.13 | 72.77 | 70.74 |
| 26-Nov-18 | 69.29 | 72.56 | 73.20 | 71.14 |
| 25-Nov-18 | 69.70 | 72.99 | 73.63 | 71.55 |
| 24-Nov-18 | 70.16 | 73.48 | 74.13 | 72.01 |
| 23-Nov-18 | 70.56 | 73.91 | 74.55 | 72.41 |
| 22-Nov-18 | 70.97 | 74.34 | 74.99 | 72.83 |
| 21-Nov-18 | 71.27 | 74.66 | 75.31 | 73.13 |
| 20-Nov-18 | 71.27 | 74.66 | 75.31 | 73.13 |
| 19-Nov-18 | 71.39 | 74.79 | 75.44 | 73.25 |
| 18-Nov-18 | 71.56 | 74.97 | 75.63 | 73.42 |
| 17-Nov-18 | 71.74 | 75.16 | 75.82 | 73.60 |
| 16-Nov-18 | 71.93 | 75.36 | 76.02 | 73.79 |
| 15-Nov-18 | 72.09 | 75.53 | 76.19 | 73.95 |
| 14-Nov-18 | 72.19 | 75.64 | 76.30 | 74.05 |
| 13-Nov-18 | 72.19 | 75.64 | 76.30 | 74.05 |
| 12-Nov-18 | 72.31 | 75.76 | 76.43 | 74.17 |
| 11-Nov-18 | 72.46 | 75.92 | 76.59 | 74.32 |
| 10-Nov-18 | 72.58 | 76.05 | 76.72 | 74.44 |
| 9-Nov-18 | 72.74 | 76.22 | 76.89 | 74.60 |
| 8-Nov-18 | 72.89 | 76.38 | 77.05 | 74.75 |
| 7-Nov-18 | 73.07 | 76.57 | 77.24 | 74.93 |
| 6-Nov-18 | 73.07 | 76.57 | 77.24 | 74.93 |
| 5-Nov-18 | 73.16 | 76.67 | 77.34 | 75.02 |
| 4-Nov-18 | 73.36 | 76.88 | 77.55 | 75.22 |
| 3-Nov-18 | 73.53 | 77.06 | 77.73 | 75.39 |
| 2-Nov-18 | 73.64 | 77.18 | 77.85 | 75.50 |
| 1-Nov-18 | 73.78 | 77.32 | 78.00 | 75.63 |
| 31-Oct-18 | 73.78 | 77.32 | 78.00 | 75.63 |
| 30-Oct-18 | 73.78 | 77.32 | 78.00 | 75.63 |
| 29-Oct-18 | 73.85 | 77.40 | 78.08 | 75.70 |
| 28-Oct-18 | 74.05 | 77.61 | 78.29 | 75.90 |
| 27-Oct-18 | 74.38 | 77.96 | 78.64 | 76.23 |
| 26-Oct-18 | 74.73 | 78.33 | 79.02 | 76.58 |
| 25-Oct-18 | 74.80 | 78.41 | 79.09 | 76.65 |
| 24-Oct-18 | 74.85 | 78.46 | 79.15 | 76.70 |
| 23-Oct-18 | 74.85 | 78.46 | 79.15 | 76.70 |
| 22-Oct-18 | 74.92 | 78.54 | 79.22 | 76.77 |
| 21-Oct-18 | 75.19 | 78.82 | 79.51 | 77.04 |
| 20-Oct-18 | 75.36 | 79.00 | 79.69 | 77.21 |
| 19-Oct-18 | 75.48 | 79.13 | 79.82 | 77.33 |
| 18-Oct-18 | 75.58 | 79.24 | 79.93 | 77.43 |
| 17-Oct-18 | 75.69 | 79.35 | 80.04 | 77.54 |
| 16-Oct-18 | 75.69 | 79.35 | 80.04 | 77.54 |
| 15-Oct-18 | 75.46 | 79.11 | 79.80 | 77.31 |
| 14-Oct-18 | 75.38 | 79.02 | 79.71 | 77.23 |
| 13-Oct-18 | 75.19 | 78.82 | 79.51 | 77.04 |
| 12-Oct-18 | 74.90 | 78.51 | 79.20 | 76.75 |
| 11-Oct-18 | 74.62 | 78.22 | 78.90 | 76.47 |
| 10-Oct-18 | 74.35 | 77.93 | 78.61 | 76.20 |
| 9-Oct-18 | 74.11 | 77.68 | 78.35 | 75.96 |
| 8-Oct-18 | 73.82 | 77.37 | 78.04 | 75.67 |



Petroleum Planning & Analysis Cell

Table Posted: 7-Apr-25

Retail Selling Price of Petrol

| Date of Revision | Delhi | Mumbai | Chennai | Kolkata |
|------------------|-------------|--------|---------|---------|
| | (Rs./Litre) | | | |
| 7-Oct-18 | 81.82 | 87.29 | 85.04 | 83.66 |
| 6-Oct-18 | 81.68 | 87.15 | 84.89 | 83.52 |
| 5-Oct-18 | 81.50 | 86.97 | 84.70 | 83.30 |
| 4-Oct-18 | 84.00 | 91.34 | 87.53 | 85.80 |
| 3-Oct-18 | 83.85 | 91.20 | 87.18 | 85.65 |
| 2-Oct-18 | 83.85 | 91.20 | 87.18 | 85.65 |
| 1-Oct-18 | 83.73 | 91.08 | 87.05 | 85.53 |
| 30-Sep-18 | 83.49 | 90.84 | 86.80 | 85.30 |
| 29-Sep-18 | 83.40 | 90.75 | 86.70 | 85.21 |
| 28-Sep-18 | 83.22 | 90.57 | 86.51 | 85.03 |
| 27-Sep-18 | 83.00 | 90.35 | 86.28 | 84.82 |
| 26-Sep-18 | 82.86 | 90.22 | 86.13 | 84.68 |
| 25-Sep-18 | 82.86 | 90.22 | 86.13 | 84.68 |
| 24-Sep-18 | 82.72 | 90.08 | 85.99 | 84.54 |
| 23-Sep-18 | 82.61 | 89.97 | 85.87 | 84.44 |
| 22-Sep-18 | 82.44 | 89.80 | 85.69 | 84.27 |
| 21-Sep-18 | 82.32 | 89.69 | 85.58 | 84.16 |
| 20-Sep-18 | 82.22 | 89.60 | 85.48 | 84.07 |
| 19-Sep-18 | 82.16 | 89.54 | 85.41 | 84.01 |
| 18-Sep-18 | 82.16 | 89.54 | 85.41 | 84.01 |
| 17-Sep-18 | 82.06 | 89.44 | 85.31 | 83.91 |
| 16-Sep-18 | 81.91 | 89.29 | 85.15 | 83.76 |
| 15-Sep-18 | 81.63 | 89.01 | 84.85 | 83.49 |
| 14-Sep-18 | 81.28 | 88.67 | 84.49 | 83.14 |
| 13-Sep-18 | 81.00 | 88.39 | 84.19 | 82.87 |
| 12-Sep-18 | 80.87 | 88.26 | 84.05 | 82.74 |
| 11-Sep-18 | 80.87 | 88.26 | 84.05 | 83.75 |
| 10-Sep-18 | 80.73 | 88.12 | 83.91 | 83.61 |
| 9-Sep-18 | 80.50 | 87.89 | 83.66 | 83.39 |
| 8-Sep-18 | 80.38 | 87.77 | 83.54 | 83.27 |
| 7-Sep-18 | 79.99 | 87.39 | 83.13 | 82.88 |
| 6-Sep-18 | 79.51 | 86.91 | 82.62 | 82.41 |
| 5-Sep-18 | 79.31 | 86.72 | 82.41 | 82.22 |
| 4-Sep-18 | 79.31 | 86.72 | 82.41 | 82.22 |
| 3-Sep-18 | 79.15 | 86.56 | 82.24 | 82.06 |
| 2-Sep-18 | 78.84 | 86.25 | 81.92 | 81.76 |
| 1-Sep-18 | 78.68 | 86.09 | 81.75 | 81.60 |
| 31-Aug-18 | 78.52 | 85.93 | 81.58 | 81.44 |
| 30-Aug-18 | 78.30 | 85.72 | 81.35 | 81.23 |
| 29-Aug-18 | 78.18 | 85.60 | 81.22 | 81.11 |
| 28-Aug-18 | 78.05 | 85.47 | 81.09 | 80.98 |
| 27-Aug-18 | 77.91 | 85.33 | 80.94 | 80.84 |
| 26-Aug-18 | 77.78 | 85.20 | 80.80 | 80.71 |
| 25-Aug-18 | 77.67 | 85.09 | 80.69 | 80.61 |
| 24-Aug-18 | 77.67 | 85.09 | 80.69 | 80.61 |
| 23-Aug-18 | 77.58 | 85.00 | 80.59 | 80.52 |
| 22-Aug-18 | 77.58 | 85.00 | 80.59 | 80.52 |
| 21-Aug-18 | 77.58 | 85.00 | 80.59 | 80.52 |
| 20-Aug-18 | 77.49 | 84.91 | 80.50 | 80.43 |
| 19-Aug-18 | 77.40 | 84.82 | 80.40 | 80.34 |
| 18-Aug-18 | 77.28 | 84.71 | 80.28 | 80.22 |
| 17-Aug-18 | 77.20 | 84.63 | 80.19 | 80.14 |
| 16-Aug-18 | 77.20 | 84.63 | 80.19 | 80.14 |
| 15-Aug-18 | 77.14 | 84.58 | 80.14 | 80.10 |
| 14-Aug-18 | 77.14 | 84.58 | 80.14 | 80.10 |
| 13-Aug-18 | 77.14 | 84.58 | 80.14 | 80.10 |
| 12-Aug-18 | 77.23 | 84.67 | 80.23 | 80.18 |
| 11-Aug-18 | 77.23 | 84.67 | 80.23 | 80.18 |
| 10-Aug-18 | 77.13 | 84.57 | 80.13 | 80.09 |
| 9-Aug-18 | 77.06 | 84.50 | 80.05 | 80.00 |
| 8-Aug-18 | 77.06 | 84.50 | 80.05 | 80.00 |
| 7-Aug-18 | 77.06 | 84.50 | 80.05 | 80.00 |
| 6-Aug-18 | 76.97 | 84.41 | 79.96 | 79.89 |
| 5-Aug-18 | 76.85 | 84.29 | 79.83 | 79.77 |
| 4-Aug-18 | 76.70 | 84.14 | 79.68 | 79.62 |
| 3-Aug-18 | 76.50 | 83.94 | 79.46 | 79.42 |
| 2-Aug-18 | 76.43 | 83.87 | 79.39 | 79.33 |
| 1-Aug-18 | 76.31 | 83.76 | 79.26 | 79.20 |
| 31-Jul-18 | 76.31 | 83.76 | 79.26 | 79.20 |
| 30-Jul-18 | 76.25 | 83.70 | 79.20 | 79.14 |
| 29-Jul-18 | 76.16 | 83.61 | 79.11 | 79.05 |
| 28-Jul-18 | 76.16 | 83.61 | 79.11 | 79.05 |
| 27-Jul-18 | 76.23 | 83.68 | 79.18 | 79.10 |
| 26-Jul-18 | 76.23 | 83.68 | 79.18 | 79.10 |
| 25-Jul-18 | 76.23 | 83.68 | 79.18 | 79.10 |
| 24-Jul-18 | 76.23 | 83.68 | 79.18 | 79.10 |
| 23-Jul-18 | 76.30 | 83.75 | 79.25 | 79.15 |

Retail Selling Price of Diesel

| Date of Revision | Delhi | Mumbai | Chennai | Kolkata |
|------------------|-------------|--------|---------|---------|
| | (Rs./Litre) | | | |
| 7-Oct-18 | 73.53 | 77.06 | 77.73 | 75.38 |
| 6-Oct-18 | 73.24 | 76.75 | 77.42 | 75.09 |
| 5-Oct-18 | 72.95 | 77.45 | 77.11 | 74.80 |
| 4-Oct-18 | 75.45 | 80.10 | 79.79 | 77.30 |
| 3-Oct-18 | 75.25 | 79.89 | 79.57 | 77.10 |
| 2-Oct-18 | 75.25 | 79.89 | 79.57 | 77.10 |
| 1-Oct-18 | 75.09 | 79.72 | 79.40 | 76.94 |
| 30-Sep-18 | 74.79 | 79.40 | 79.08 | 76.64 |
| 29-Sep-18 | 74.63 | 79.23 | 78.91 | 76.48 |
| 28-Sep-18 | 74.42 | 79.01 | 78.69 | 76.27 |
| 27-Sep-18 | 74.24 | 78.82 | 78.49 | 76.09 |
| 26-Sep-18 | 74.12 | 78.69 | 78.36 | 75.97 |
| 25-Sep-18 | 74.12 | 78.69 | 78.36 | 75.97 |
| 24-Sep-18 | 74.02 | 78.58 | 78.26 | 75.87 |
| 23-Sep-18 | 73.97 | 78.53 | 78.20 | 75.82 |
| 22-Sep-18 | 73.87 | 78.42 | 78.10 | 75.72 |
| 21-Sep-18 | 73.87 | 78.42 | 78.10 | 75.72 |
| 20-Sep-18 | 73.87 | 78.42 | 78.10 | 75.72 |
| 19-Sep-18 | 73.87 | 78.42 | 78.10 | 75.72 |
| 18-Sep-18 | 73.87 | 78.42 | 78.10 | 75.72 |
| 17-Sep-18 | 73.78 | 78.33 | 78.00 | 75.63 |
| 16-Sep-18 | 73.72 | 78.26 | 77.94 | 75.57 |
| 15-Sep-18 | 73.54 | 78.07 | 77.74 | 75.39 |
| 14-Sep-18 | 73.30 | 77.82 | 77.49 | 75.15 |
| 13-Sep-18 | 73.08 | 77.58 | 77.25 | 74.93 |
| 12-Sep-18 | 72.97 | 77.47 | 77.13 | 74.82 |
| 11-Sep-18 | 72.97 | 77.47 | 77.13 | 75.82 |
| 10-Sep-18 | 72.83 | 77.32 | 76.98 | 75.68 |
| 9-Sep-18 | 72.61 | 77.09 | 76.75 | 75.46 |
| 8-Sep-18 | 72.51 | 76.98 | 76.64 | 75.36 |
| 7-Sep-18 | 72.07 | 76.51 | 76.17 | 74.92 |
| 6-Sep-18 | 71.55 | 75.96 | 75.61 | 74.40 |
| 5-Sep-18 | 71.34 | 75.74 | 75.39 | 74.19 |
| 4-Sep-18 | 71.34 | 75.74 | 75.39 | 74.19 |
| 3-Sep-18 | 71.15 | 75.54 | 75.19 | 74.00 |
| 2-Sep-18 | 70.76 | 75.12 | 74.77 | 73.61 |
| 1-Sep-18 | 70.42 | 74.76 | 74.41 | 73.27 |
| 31-Aug-18 | 70.21 | 74.54 | 74.18 | 73.06 |
| 30-Aug-18 | 69.93 | 74.24 | 73.88 | 72.78 |
| 29-Aug-18 | 69.75 | 74.05 | 73.69 | 72.60 |
| 28-Aug-18 | 69.61 | 73.90 | 73.54 | 72.46 |
| 27-Aug-18 | 69.46 | 73.74 | 73.38 | 72.31 |
| 26-Aug-18 | 69.32 | 73.59 | 73.23 | 72.16 |
| 25-Aug-18 | 69.18 | 73.44 | 73.08 | 72.02 |
| 24-Aug-18 | 69.18 | 73.44 | 73.08 | 72.02 |
| 23-Aug-18 | 69.10 | 73.36 | 72.99 | 71.94 |
| 22-Aug-18 | 69.10 | 73.36 | 72.99 | 71.94 |
| 21-Aug-18 | 69.10 | 73.36 | 72.99 | 71.94 |
| 20-Aug-18 | 69.04 | 73.30 | 72.93 | 71.88 |
| 19-Aug-18 | 68.92 | 73.17 | 72.80 | 71.76 |
| 18-Aug-18 | 68.86 | 73.10 | 72.74 | 71.70 |
| 17-Aug-18 | 68.86 | 73.10 | 72.74 | 71.70 |
| 16-Aug-18 | 68.78 | 73.02 | 72.65 | 71.62 |
| 15-Aug-18 | 68.72 | 72.96 | 72.59 | 71.56 |
| 14-Aug-18 | 68.72 | 72.96 | 72.59 | 71.56 |
| 13-Aug-18 | 68.72 | 72.96 | 72.59 | 71.56 |
| 12-Aug-18 | 68.77 | 73.01 | 72.64 | 71.61 |
| 11-Aug-18 | 68.71 | 72.94 | 72.57 | 71.55 |
| 10-Aug-18 | 68.57 | 72.80 | 72.43 | 71.41 |
| 9-Aug-18 | 68.50 | 72.72 | 72.35 | 71.31 |
| 8-Aug-18 | 68.50 | 72.72 | 72.35 | 71.31 |
| 7-Aug-18 | 68.50 | 72.72 | 72.35 | 71.31 |
| 6-Aug-18 | 68.44 | 72.66 | 72.29 | 71.22 |
| 5-Aug-18 | 68.32 | 72.53 | 72.16 | 71.10 |
| 4-Aug-18 | 68.20 | 72.40 | 72.03 | 70.98 |
| 3-Aug-18 | 68.02 | 72.21 | 71.84 | 70.80 |
| 2-Aug-18 | 67.93 | 72.12 | 71.74 | 70.69 |
| 1-Aug-18 | 67.82 | 72.00 | 71.62 | 70.58 |
| 31-Jul-18 | 67.82 | 72.00 | 71.62 | 70.58 |
| 30-Jul-18 | 67.75 | 71.93 | 71.55 | 70.51 |
| 29-Jul-18 | 67.62 | 71.79 | 71.41 | 70.37 |
| 28-Jul-18 | 67.62 | 71.79 | 71.41 | 70.37 |
| 27-Jul-18 | 67.72 | 71.89 | 71.52 | 70.43 |
| 26-Jul-18 | 67.79 | 71.97 | 71.59 | 70.48 |
| 25-Jul-18 | 67.79 | 71.97 | 71.59 | 70.48 |
| 24-Jul-18 | 67.79 | 71.97 | 71.59 | 70.48 |
| 23-Jul-18 | 67.89 | 72.07 | 71.70 | 70.56 |



Petroleum Planning & Analysis Cell

Table Posted: 7-Apr-25

Retail Selling Price of Petrol

| Date of Revision | Delhi | Mumbai | Chennai | Kolkata |
|------------------|-------------|--------|---------|---------|
| | (Rs./Litre) | | | |
| 22-Jul-18 | 76.37 | 83.82 | 79.33 | 79.20 |
| 21-Jul-18 | 76.47 | 83.91 | 79.43 | 79.27 |
| 20-Jul-18 | 76.62 | 84.06 | 79.59 | 79.39 |
| 19-Jul-18 | 76.78 | 84.22 | 79.76 | 79.51 |
| 18-Jul-18 | 76.84 | 84.22 | 79.76 | 79.51 |
| 17-Jul-18 | 76.84 | 84.22 | 79.76 | 79.51 |
| 16-Jul-18 | 76.84 | 84.22 | 79.76 | 79.51 |
| 15-Jul-18 | 76.95 | 84.33 | 79.87 | 79.61 |
| 14-Jul-18 | 76.95 | 84.33 | 79.87 | 79.61 |
| 13-Jul-18 | 76.76 | 84.14 | 79.67 | 79.42 |
| 12-Jul-18 | 76.59 | 83.97 | 79.49 | 79.26 |
| 11-Jul-18 | 76.53 | 83.91 | 79.43 | 79.20 |
| 10-Jul-18 | 76.53 | 83.91 | 79.43 | 79.20 |
| 9-Jul-18 | 76.36 | 83.75 | 79.25 | 79.03 |
| 8-Jul-18 | 76.13 | 83.52 | 79.01 | 78.80 |
| 7-Jul-18 | 75.98 | 83.37 | 78.85 | 78.66 |
| 6-Jul-18 | 75.85 | 83.24 | 78.72 | 78.53 |
| 5-Jul-18 | 75.71 | 83.10 | 78.57 | 78.39 |
| 4-Jul-18 | 75.55 | 82.94 | 78.40 | 78.23 |
| 3-Jul-18 | 75.55 | 82.94 | 78.40 | 78.23 |
| 2-Jul-18 | 75.55 | 82.94 | 78.40 | 78.23 |
| 1-Jul-18 | 75.55 | 82.94 | 78.40 | 78.23 |
| 30-Jun-18 | 75.55 | 82.99 | 78.40 | 78.23 |
| 29-Jun-18 | 75.55 | 83.06 | 78.40 | 78.23 |
| 28-Jun-18 | 75.55 | 83.12 | 78.40 | 78.23 |
| 27-Jun-18 | 75.55 | 83.12 | 78.40 | 78.23 |
| 26-Jun-18 | 75.55 | 83.12 | 78.40 | 78.23 |
| 25-Jun-18 | 75.69 | 83.30 | 78.55 | 78.37 |
| 24-Jun-18 | 75.79 | 83.44 | 78.65 | 78.47 |
| 23-Jun-18 | 75.93 | 83.61 | 78.80 | 78.61 |
| 22-Jun-18 | 76.02 | 83.74 | 78.89 | 78.70 |
| 21-Jun-18 | 76.16 | 83.92 | 79.04 | 78.83 |
| 20-Jun-18 | 76.27 | 84.06 | 79.16 | 78.94 |
| 19-Jun-18 | 76.27 | 84.06 | 79.16 | 78.94 |
| 18-Jun-18 | 76.35 | 84.18 | 79.24 | 79.02 |
| 17-Jun-18 | 76.35 | 84.18 | 79.24 | 79.02 |
| 16-Jun-18 | 76.35 | 84.18 | 79.24 | 79.02 |
| 15-Jun-18 | 76.35 | 84.18 | 79.24 | 79.02 |
| 14-Jun-18 | 76.43 | 84.26 | 79.33 | 79.10 |
| 13-Jun-18 | 76.43 | 84.26 | 79.33 | 79.10 |
| 12-Jun-18 | 76.43 | 84.26 | 79.33 | 79.10 |
| 11-Jun-18 | 76.58 | 84.41 | 79.48 | 79.25 |
| 10-Jun-18 | 76.78 | 84.61 | 79.69 | 79.44 |
| 9-Jun-18 | 77.02 | 84.84 | 79.95 | 79.68 |
| 8-Jun-18 | 77.42 | 85.24 | 80.37 | 80.07 |
| 7-Jun-18 | 77.63 | 85.45 | 80.59 | 80.28 |
| 6-Jun-18 | 77.72 | 85.54 | 80.68 | 80.37 |
| 5-Jun-18 | 77.83 | 85.65 | 80.80 | 80.47 |
| 4-Jun-18 | 77.96 | 85.77 | 80.94 | 80.60 |
| 3-Jun-18 | 78.11 | 85.92 | 81.09 | 80.75 |
| 2-Jun-18 | 78.20 | 86.01 | 81.19 | 80.84 |
| 1-Jun-18 | 78.29 | 86.10 | 81.28 | 80.92 |
| 31-May-18 | 78.35 | 86.16 | 81.35 | 80.98 |
| 30-May-18 | 78.42 | 86.23 | 81.42 | 81.05 |
| 29-May-18 | 78.43 | 86.24 | 81.43 | 81.06 |
| 28-May-18 | 78.27 | 86.08 | 81.26 | 80.91 |
| 27-May-18 | 78.12 | 85.93 | 81.11 | 80.76 |
| 26-May-18 | 77.97 | 85.78 | 80.95 | 80.61 |
| 25-May-18 | 77.83 | 85.65 | 80.80 | 80.47 |
| 24-May-18 | 77.47 | 85.29 | 80.42 | 80.12 |
| 23-May-18 | 77.17 | 84.99 | 80.11 | 79.83 |
| 22-May-18 | 76.87 | 84.70 | 79.79 | 79.53 |
| 21-May-18 | 76.57 | 84.40 | 79.47 | 79.24 |
| 20-May-18 | 76.24 | 84.07 | 79.13 | 78.91 |
| 19-May-18 | 75.91 | 83.75 | 78.78 | 78.59 |
| 18-May-18 | 75.61 | 83.45 | 78.46 | 78.29 |
| 17-May-18 | 75.32 | 83.16 | 78.16 | 78.01 |
| 16-May-18 | 75.10 | 82.94 | 77.93 | 77.79 |
| 15-May-18 | 74.95 | 82.79 | 77.77 | 77.65 |
| 14-May-18 | 74.80 | 82.65 | 77.61 | 77.50 |
| 13-May-18 | 74.63 | 82.48 | 77.43 | 77.32 |
| 12-May-18 | 74.63 | 82.48 | 77.43 | 77.32 |
| 11-May-18 | 74.63 | 82.48 | 77.43 | 77.32 |
| 10-May-18 | 74.63 | 82.48 | 77.43 | 77.32 |
| 9-May-18 | 74.63 | 82.48 | 77.43 | 77.32 |
| 8-May-18 | 74.63 | 82.48 | 77.43 | 77.32 |
| 7-May-18 | 74.63 | 82.48 | 77.43 | 77.32 |

Retail Selling Price of Diesel

| Date of Revision | Delhi | Mumbai | Chennai | Kolkata |
|------------------|-------------|--------|---------|---------|
| | (Rs./Litre) | | | |
| 22-Jul-18 | 67.98 | 72.17 | 71.79 | 70.63 |
| 21-Jul-18 | 68.08 | 72.28 | 71.90 | 70.71 |
| 20-Jul-18 | 68.23 | 72.44 | 72.06 | 70.84 |
| 19-Jul-18 | 68.35 | 72.56 | 72.19 | 70.94 |
| 18-Jul-18 | 68.47 | 72.65 | 72.28 | 71.03 |
| 17-Jul-18 | 68.47 | 72.65 | 72.28 | 71.03 |
| 16-Jul-18 | 68.47 | 72.65 | 72.28 | 71.03 |
| 15-Jul-18 | 68.61 | 72.80 | 72.43 | 71.16 |
| 14-Jul-18 | 68.61 | 72.80 | 72.43 | 71.16 |
| 13-Jul-18 | 68.43 | 72.61 | 72.24 | 70.98 |
| 12-Jul-18 | 68.30 | 72.47 | 72.10 | 70.85 |
| 11-Jul-18 | 68.23 | 72.40 | 72.03 | 70.78 |
| 10-Jul-18 | 68.23 | 72.40 | 72.03 | 70.78 |
| 9-Jul-18 | 68.07 | 72.23 | 71.85 | 70.62 |
| 8-Jul-18 | 67.86 | 72.00 | 71.63 | 70.41 |
| 7-Jul-18 | 67.76 | 71.90 | 71.52 | 70.31 |
| 6-Jul-18 | 67.66 | 71.79 | 71.42 | 70.21 |
| 5-Jul-18 | 67.50 | 71.62 | 71.24 | 70.05 |
| 4-Jul-18 | 67.38 | 71.49 | 71.12 | 69.93 |
| 3-Jul-18 | 67.38 | 71.49 | 71.12 | 69.93 |
| 2-Jul-18 | 67.38 | 71.49 | 71.12 | 69.93 |
| 1-Jul-18 | 67.38 | 71.49 | 71.12 | 69.93 |
| 30-Jun-18 | 67.38 | 71.49 | 71.12 | 69.93 |
| 29-Jun-18 | 67.38 | 71.49 | 71.12 | 69.93 |
| 28-Jun-18 | 67.38 | 71.52 | 71.12 | 69.93 |
| 27-Jun-18 | 67.38 | 71.52 | 71.12 | 69.93 |
| 26-Jun-18 | 67.38 | 71.52 | 71.12 | 69.93 |
| 25-Jun-18 | 67.48 | 71.66 | 71.22 | 70.03 |
| 24-Jun-18 | 67.54 | 71.76 | 71.29 | 70.09 |
| 23-Jun-18 | 67.61 | 71.87 | 71.36 | 70.16 |
| 22-Jun-18 | 67.68 | 71.99 | 71.44 | 70.23 |
| 21-Jun-18 | 67.68 | 71.99 | 71.44 | 70.23 |
| 20-Jun-18 | 67.78 | 72.13 | 71.54 | 70.33 |
| 19-Jun-18 | 67.78 | 72.13 | 71.54 | 70.33 |
| 18-Jun-18 | 67.78 | 72.13 | 71.54 | 70.33 |
| 17-Jun-18 | 67.78 | 72.13 | 71.54 | 70.33 |
| 16-Jun-18 | 67.85 | 72.24 | 71.62 | 70.40 |
| 15-Jun-18 | 67.85 | 72.24 | 71.62 | 70.40 |
| 14-Jun-18 | 67.85 | 72.24 | 71.62 | 70.40 |
| 13-Jun-18 | 67.85 | 72.24 | 71.62 | 70.40 |
| 12-Jun-18 | 67.85 | 72.24 | 71.62 | 70.40 |
| 11-Jun-18 | 67.95 | 72.35 | 71.73 | 70.50 |
| 10-Jun-18 | 68.10 | 72.51 | 71.89 | 70.65 |
| 9-Jun-18 | 68.28 | 72.70 | 72.08 | 70.83 |
| 8-Jun-18 | 68.58 | 73.02 | 72.40 | 71.13 |
| 7-Jun-18 | 68.73 | 73.17 | 72.56 | 71.28 |
| 6-Jun-18 | 68.80 | 73.25 | 72.64 | 71.35 |
| 5-Jun-18 | 68.88 | 73.33 | 72.72 | 71.43 |
| 4-Jun-18 | 68.97 | 73.43 | 72.82 | 71.52 |
| 3-Jun-18 | 69.11 | 73.58 | 72.97 | 71.66 |
| 2-Jun-18 | 69.11 | 73.58 | 72.97 | 71.66 |
| 1-Jun-18 | 69.20 | 73.67 | 73.06 | 71.75 |
| 31-May-18 | 69.25 | 73.73 | 73.12 | 71.80 |
| 30-May-18 | 69.30 | 73.78 | 73.17 | 71.85 |
| 29-May-18 | 69.31 | 73.79 | 73.18 | 71.86 |
| 28-May-18 | 69.17 | 73.64 | 73.03 | 71.72 |
| 27-May-18 | 69.06 | 73.53 | 72.91 | 71.61 |
| 26-May-18 | 68.90 | 73.36 | 72.74 | 71.45 |
| 25-May-18 | 68.75 | 73.20 | 72.58 | 71.30 |
| 24-May-18 | 68.53 | 72.96 | 72.35 | 71.08 |
| 23-May-18 | 68.34 | 72.76 | 72.14 | 70.89 |
| 22-May-18 | 68.08 | 72.48 | 71.87 | 70.63 |
| 21-May-18 | 67.82 | 72.21 | 71.59 | 70.37 |
| 20-May-18 | 67.57 | 71.94 | 71.32 | 70.12 |
| 19-May-18 | 67.31 | 71.67 | 71.04 | 69.86 |
| 18-May-18 | 67.08 | 71.42 | 70.80 | 69.63 |
| 17-May-18 | 66.79 | 71.12 | 70.49 | 69.33 |
| 16-May-18 | 66.57 | 70.88 | 70.25 | 69.11 |
| 15-May-18 | 66.36 | 70.66 | 70.02 | 68.90 |
| 14-May-18 | 66.14 | 70.43 | 69.79 | 68.68 |
| 13-May-18 | 65.93 | 70.20 | 69.56 | 68.63 |
| 12-May-18 | 65.93 | 70.20 | 69.56 | 68.63 |
| 11-May-18 | 65.93 | 70.20 | 69.56 | 68.63 |
| 10-May-18 | 65.93 | 70.20 | 69.56 | 68.63 |
| 9-May-18 | 65.93 | 70.20 | 69.56 | 68.63 |
| 8-May-18 | 65.93 | 70.20 | 69.56 | 68.63 |
| 7-May-18 | 65.93 | 70.20 | 69.56 | 68.63 |



Petroleum Planning & Analysis Cell

Table Posted: 7-Apr-25

Retail Selling Price of Petrol

| Date of Revision | Delhi | Mumbai | Chennai | Kolkata |
|------------------|-------------|--------|---------|---------|
| | (Rs./Litre) | | | |
| 6-May-18 | 74.63 | 82.48 | 77.43 | 77.32 |
| 5-May-18 | 74.63 | 82.48 | 77.43 | 77.32 |
| 4-May-18 | 74.63 | 82.48 | 77.43 | 77.32 |
| 3-May-18 | 74.63 | 82.48 | 77.43 | 77.32 |
| 2-May-18 | 74.63 | 82.48 | 77.43 | 77.32 |
| 1-May-18 | 74.63 | 82.48 | 77.43 | 77.32 |
| 30-Apr-18 | 74.63 | 82.48 | 77.43 | 77.32 |
| 29-Apr-18 | 74.63 | 82.48 | 77.43 | 77.32 |
| 28-Apr-18 | 74.63 | 82.48 | 77.43 | 77.32 |
| 27-Apr-18 | 74.63 | 82.48 | 77.43 | 77.32 |
| 26-Apr-18 | 74.63 | 82.48 | 77.43 | 77.32 |
| 25-Apr-18 | 74.63 | 82.48 | 77.43 | 77.32 |
| 24-Apr-18 | 74.63 | 82.48 | 77.43 | 77.32 |
| 23-Apr-18 | 74.50 | 82.35 | 77.29 | 77.20 |
| 22-Apr-18 | 74.40 | 82.25 | 77.19 | 77.10 |
| 21-Apr-18 | 74.21 | 82.06 | 76.99 | 76.91 |
| 20-Apr-18 | 74.08 | 81.93 | 76.85 | 76.78 |
| 19-Apr-18 | 74.07 | 81.92 | 76.84 | 76.77 |
| 18-Apr-18 | 74.02 | 81.87 | 76.79 | 76.73 |
| 17-Apr-18 | 74.02 | 81.87 | 76.79 | 76.73 |
| 16-Apr-18 | 74.02 | 81.87 | 76.79 | 76.73 |
| 15-Apr-18 | 73.98 | 81.83 | 76.75 | 76.69 |
| 14-Apr-18 | 73.93 | 81.79 | 76.69 | 76.64 |
| 13-Apr-18 | 73.91 | 81.77 | 76.67 | 76.62 |
| 12-Apr-18 | 73.94 | 81.80 | 76.71 | 76.65 |
| 11-Apr-18 | 73.98 | 81.83 | 76.75 | 76.69 |
| 10-Apr-18 | 73.98 | 81.83 | 76.75 | 76.69 |
| 9-Apr-18 | 73.99 | 81.84 | 76.76 | 76.70 |
| 8-Apr-18 | 74.03 | 81.88 | 76.80 | 76.73 |
| 7-Apr-18 | 74.00 | 81.85 | 76.77 | 76.71 |
| 6-Apr-18 | 73.98 | 81.83 | 76.75 | 76.69 |
| 5-Apr-18 | 73.98 | 81.83 | 76.75 | 76.69 |
| 4-Apr-18 | 73.95 | 81.80 | 76.72 | 76.66 |
| 3-Apr-18 | 73.95 | 81.80 | 76.72 | 76.66 |
| 2-Apr-18 | 73.83 | 81.69 | 76.59 | 76.54 |
| 1-Apr-18 | 73.73 | 81.59 | 76.48 | 76.44 |
| 31-Mar-18 | 73.55 | 81.41 | 76.29 | 76.26 |
| 30-Mar-18 | 73.31 | 81.17 | 76.04 | 76.03 |
| 29-Mar-18 | 73.08 | 80.94 | 75.80 | 75.80 |
| 28-Mar-18 | 72.90 | 80.77 | 75.61 | 75.63 |
| 27-Mar-18 | 72.90 | 80.77 | 75.61 | 75.63 |
| 26-Mar-18 | 72.79 | 80.66 | 75.49 | 75.52 |
| 25-Mar-18 | 72.55 | 80.42 | 75.24 | 75.28 |
| 24-Mar-18 | 72.38 | 80.25 | 75.06 | 75.11 |
| 23-Mar-18 | 72.30 | 80.17 | 74.98 | 75.04 |
| 22-Mar-18 | 72.26 | 80.13 | 74.94 | 75.00 |
| 21-Mar-18 | 72.20 | 80.07 | 74.87 | 74.94 |
| 20-Mar-18 | 72.20 | 80.07 | 74.87 | 74.94 |
| 19-Mar-18 | 72.19 | 80.06 | 74.86 | 74.93 |
| 18-Mar-18 | 72.20 | 80.07 | 74.87 | 74.94 |
| 17-Mar-18 | 72.27 | 80.14 | 74.95 | 75.01 |
| 16-Mar-18 | 72.37 | 80.24 | 75.05 | 75.10 |
| 15-Mar-18 | 72.45 | 80.32 | 75.14 | 75.18 |
| 14-Mar-18 | 72.47 | 80.34 | 75.16 | 75.20 |
| 13-Mar-18 | 72.47 | 80.34 | 75.16 | 75.20 |
| 12-Mar-18 | 72.45 | 80.32 | 75.14 | 75.18 |
| 11-Mar-18 | 72.48 | 80.35 | 75.17 | 75.21 |
| 10-Mar-18 | 72.46 | 80.33 | 75.15 | 75.19 |
| 9-Mar-18 | 72.43 | 80.30 | 75.12 | 75.16 |
| 8-Mar-18 | 72.39 | 80.26 | 75.07 | 75.12 |
| 7-Mar-18 | 72.39 | 80.26 | 75.07 | 75.12 |
| 6-Mar-18 | 72.39 | 80.26 | 75.07 | 75.12 |
| 5-Mar-18 | 72.32 | 80.19 | 75.00 | 75.06 |
| 4-Mar-18 | 72.26 | 80.13 | 74.94 | 75.00 |
| 3-Mar-18 | 72.00 | 79.87 | 74.66 | 74.74 |
| 2-Mar-18 | 71.75 | 79.63 | 74.40 | 74.50 |
| 1-Mar-18 | 71.57 | 79.45 | 74.21 | 74.32 |
| 28-Feb-18 | 71.51 | 79.39 | 74.15 | 74.26 |
| 27-Feb-18 | 71.51 | 79.39 | 74.15 | 74.26 |
| 26-Feb-18 | 71.53 | 79.41 | 74.17 | 74.28 |
| 25-Feb-18 | 71.50 | 79.38 | 74.14 | 74.25 |
| 24-Feb-18 | 71.52 | 79.40 | 74.16 | 74.27 |
| 23-Feb-18 | 71.61 | 79.49 | 74.25 | 74.36 |
| 22-Feb-18 | 71.70 | 79.58 | 74.35 | 74.45 |
| 21-Feb-18 | 71.72 | 79.60 | 74.37 | 74.44 |
| 20-Feb-18 | 71.73 | 79.61 | 74.38 | 74.45 |
| 19-Feb-18 | 71.92 | 79.80 | 74.58 | 74.63 |

Retail Selling Price of Diesel

| Date of Revision | Delhi | Mumbai | Chennai | Kolkata |
|------------------|-------------|--------|---------|---------|
| | (Rs./Litre) | | | |
| 6-May-18 | 65.93 | 70.20 | 69.56 | 68.63 |
| 5-May-18 | 65.93 | 70.20 | 69.56 | 68.63 |
| 4-May-18 | 65.93 | 70.20 | 69.56 | 68.63 |
| 3-May-18 | 65.93 | 70.20 | 69.56 | 68.63 |
| 2-May-18 | 65.93 | 70.20 | 69.56 | 68.63 |
| 1-May-18 | 65.93 | 70.20 | 69.56 | 68.63 |
| 30-Apr-18 | 65.93 | 70.20 | 69.56 | 68.63 |
| 29-Apr-18 | 65.93 | 70.20 | 69.56 | 68.63 |
| 28-Apr-18 | 65.93 | 70.20 | 69.56 | 68.63 |
| 27-Apr-18 | 65.93 | 70.20 | 69.56 | 68.63 |
| 26-Apr-18 | 65.93 | 70.20 | 69.56 | 68.63 |
| 25-Apr-18 | 65.93 | 70.20 | 69.56 | 68.63 |
| 24-Apr-18 | 65.93 | 70.20 | 69.56 | 68.63 |
| 23-Apr-18 | 65.75 | 70.01 | 69.37 | 68.45 |
| 22-Apr-18 | 65.65 | 69.91 | 69.27 | 68.35 |
| 21-Apr-18 | 65.46 | 69.70 | 69.06 | 68.16 |
| 20-Apr-18 | 65.31 | 69.54 | 68.90 | 68.01 |
| 19-Apr-18 | 65.27 | 69.50 | 68.86 | 67.97 |
| 18-Apr-18 | 65.18 | 69.41 | 68.76 | 67.88 |
| 17-Apr-18 | 65.18 | 69.41 | 68.76 | 67.88 |
| 16-Apr-18 | 65.18 | 69.41 | 68.76 | 67.88 |
| 15-Apr-18 | 65.09 | 69.31 | 68.67 | 67.78 |
| 14-Apr-18 | 65.01 | 69.23 | 68.58 | 67.70 |
| 13-Apr-18 | 64.96 | 69.17 | 68.53 | 67.65 |
| 12-Apr-18 | 64.93 | 69.14 | 68.49 | 67.62 |
| 11-Apr-18 | 64.96 | 69.17 | 68.53 | 67.65 |
| 10-Apr-18 | 64.96 | 69.17 | 68.53 | 67.65 |
| 9-Apr-18 | 64.93 | 69.14 | 68.49 | 67.62 |
| 8-Apr-18 | 64.96 | 69.17 | 68.53 | 67.65 |
| 7-Apr-18 | 64.92 | 69.13 | 68.48 | 67.61 |
| 6-Apr-18 | 64.88 | 69.09 | 68.44 | 67.57 |
| 5-Apr-18 | 64.85 | 69.06 | 68.41 | 67.54 |
| 4-Apr-18 | 64.82 | 69.02 | 68.38 | 67.51 |
| 3-Apr-18 | 64.82 | 69.02 | 68.38 | 67.51 |
| 2-Apr-18 | 64.69 | 68.89 | 68.24 | 67.38 |
| 1-Apr-18 | 64.58 | 68.77 | 68.12 | 67.27 |
| 31-Mar-18 | 64.40 | 68.58 | 67.93 | 67.09 |
| 30-Mar-18 | 64.14 | 68.30 | 67.65 | 66.83 |
| 29-Mar-18 | 63.92 | 68.07 | 67.41 | 66.61 |
| 28-Mar-18 | 63.77 | 67.91 | 67.25 | 66.46 |
| 27-Mar-18 | 63.77 | 67.91 | 67.25 | 66.46 |
| 26-Mar-18 | 63.66 | 67.79 | 67.14 | 66.35 |
| 25-Mar-18 | 63.43 | 67.55 | 66.89 | 66.12 |
| 24-Mar-18 | 63.20 | 67.30 | 66.64 | 65.89 |
| 23-Mar-18 | 63.01 | 67.10 | 66.44 | 65.70 |
| 22-Mar-18 | 62.88 | 66.96 | 66.30 | 65.57 |
| 21-Mar-18 | 62.80 | 66.88 | 66.21 | 65.49 |
| 20-Mar-18 | 62.80 | 66.88 | 66.21 | 65.49 |
| 19-Mar-18 | 62.73 | 66.81 | 66.14 | 65.42 |
| 18-Mar-18 | 62.71 | 66.78 | 66.12 | 65.40 |
| 17-Mar-18 | 62.74 | 66.82 | 66.15 | 65.43 |
| 16-Mar-18 | 62.81 | 66.89 | 66.23 | 65.50 |
| 15-Mar-18 | 62.87 | 66.95 | 66.29 | 65.56 |
| 14-Mar-18 | 62.85 | 66.93 | 66.27 | 65.54 |
| 13-Mar-18 | 62.85 | 66.93 | 66.27 | 65.54 |
| 12-Mar-18 | 62.87 | 66.95 | 66.29 | 65.56 |
| 11-Mar-18 | 62.89 | 66.97 | 66.31 | 65.58 |
| 10-Mar-18 | 62.88 | 66.96 | 66.30 | 65.57 |
| 9-Mar-18 | 62.88 | 66.96 | 66.30 | 65.57 |
| 8-Mar-18 | 62.91 | 67.00 | 66.33 | 65.60 |
| 7-Mar-18 | 62.96 | 67.05 | 66.39 | 65.65 |
| 6-Mar-18 | 62.96 | 67.05 | 66.39 | 65.65 |
| 5-Mar-18 | 62.89 | 66.97 | 66.31 | 65.58 |
| 4-Mar-18 | 62.88 | 66.96 | 66.30 | 65.57 |
| 3-Mar-18 | 62.69 | 66.76 | 66.10 | 65.38 |
| 2-Mar-18 | 62.48 | 66.54 | 65.87 | 65.17 |
| 1-Mar-18 | 62.25 | 66.30 | 65.63 | 64.94 |
| 28-Feb-18 | 62.15 | 66.19 | 65.52 | 64.84 |
| 27-Feb-18 | 62.15 | 66.19 | 65.52 | 64.84 |
| 26-Feb-18 | 62.17 | 66.21 | 65.54 | 64.86 |
| 25-Feb-18 | 62.12 | 66.16 | 65.49 | 64.81 |
| 24-Feb-18 | 62.14 | 66.18 | 65.51 | 64.83 |
| 23-Feb-18 | 62.21 | 66.25 | 65.58 | 64.90 |
| 22-Feb-18 | 62.29 | 66.34 | 65.67 | 64.98 |
| 21-Feb-18 | 62.30 | 66.35 | 65.68 | 64.96 |
| 20-Feb-18 | 62.29 | 66.34 | 65.67 | 64.95 |
| 19-Feb-18 | 62.44 | 66.50 | 65.83 | 65.10 |



Petroleum Planning & Analysis Cell

Table Posted: 7-Apr-25

Retail Selling Price of Petrol

| Date of Revision | Delhi | Mumbai | Chennai | Kolkata |
|------------------|-------------|--------|---------|---------|
| | (Rs./Litre) | | | |
| 18-Feb-18 | 72.07 | 79.94 | 74.74 | 74.78 |
| 17-Feb-18 | 72.23 | 80.10 | 74.91 | 74.94 |
| 16-Feb-18 | 72.52 | 80.39 | 75.21 | 75.22 |
| 15-Feb-18 | 72.79 | 80.66 | 75.49 | 75.49 |
| 14-Feb-18 | 72.94 | 80.81 | 75.65 | 75.64 |
| 13-Feb-18 | 72.94 | 80.81 | 75.65 | 75.64 |
| 12-Feb-18 | 73.01 | 80.87 | 75.73 | 75.70 |
| 11-Feb-18 | 73.22 | 81.08 | 75.95 | 75.91 |
| 10-Feb-18 | 73.33 | 81.19 | 76.06 | 76.02 |
| 9-Feb-18 | 73.35 | 81.21 | 76.08 | 76.04 |
| 8-Feb-18 | 73.37 | 81.23 | 76.11 | 76.06 |
| 7-Feb-18 | 73.38 | 81.24 | 76.12 | 76.07 |
| 6-Feb-18 | 73.38 | 81.24 | 76.12 | 76.07 |
| 5-Feb-18 | 73.31 | 81.17 | 76.04 | 76.00 |
| 4-Feb-18 | 73.16 | 81.02 | 75.88 | 75.85 |
| 3-Feb-18 | 73.09 | 80.95 | 75.81 | 75.78 |
| 2-Feb-18 | 73.10 | 80.96 | 75.82 | 75.79 |
| 1-Feb-18 | 73.05 | 80.91 | 75.77 | 75.74 |
| 31-Jan-18 | 72.92 | 80.79 | 75.63 | 75.62 |
| 30-Jan-18 | 72.92 | 80.79 | 75.63 | 75.62 |
| 29-Jan-18 | 72.84 | 80.71 | 75.55 | 75.54 |
| 28-Jan-18 | 72.77 | 80.64 | 75.47 | 75.47 |
| 27-Jan-18 | 72.72 | 80.59 | 75.42 | 75.42 |
| 26-Jan-18 | 72.63 | 80.50 | 75.33 | 75.33 |
| 25-Jan-18 | 72.49 | 80.36 | 75.18 | 75.19 |
| 24-Jan-18 | 72.43 | 80.30 | 75.12 | 75.13 |
| 23-Jan-18 | 72.38 | 80.25 | 75.06 | 75.09 |
| 22-Jan-18 | 72.23 | 80.10 | 74.91 | 74.94 |
| 21-Jan-18 | 72.08 | 79.95 | 74.75 | 74.79 |
| 20-Jan-18 | 71.89 | 79.77 | 74.55 | 74.60 |
| 19-Jan-18 | 71.70 | 79.58 | 74.35 | 74.42 |
| 18-Jan-18 | 71.56 | 79.44 | 74.20 | 74.28 |
| 17-Jan-18 | 71.39 | 79.27 | 74.02 | 74.11 |
| 16-Jan-18 | 71.27 | 79.15 | 73.89 | 74.00 |
| 15-Jan-18 | 71.18 | 79.06 | 73.80 | 73.91 |
| 14-Jan-18 | 71.06 | 78.94 | 73.67 | 73.79 |
| 13-Jan-18 | 70.92 | 78.81 | 73.53 | 73.65 |
| 12-Jan-18 | 70.73 | 78.62 | 73.33 | 73.47 |
| 11-Jan-18 | 70.66 | 78.55 | 73.25 | 73.40 |
| 10-Jan-18 | 70.62 | 78.51 | 73.21 | 73.36 |
| 9-Jan-18 | 70.53 | 78.42 | 73.12 | 73.27 |
| 8-Jan-18 | 70.43 | 78.32 | 73.01 | 73.17 |
| 7-Jan-18 | 70.28 | 78.17 | 72.85 | 73.02 |
| 6-Jan-18 | 70.13 | 78.02 | 72.69 | 72.88 |
| 5-Jan-18 | 69.99 | 77.89 | 72.55 | 72.74 |
| 4-Jan-18 | 69.97 | 77.87 | 72.53 | 72.72 |
| 3-Jan-18 | 69.97 | 77.87 | 72.53 | 72.72 |
| 2-Jan-18 | 69.97 | 77.87 | 72.53 | 72.72 |
| 1-Jan-18 | 69.97 | 77.87 | 72.53 | 72.72 |
| 31-Dec-17 | 69.97 | 77.87 | 72.53 | 72.72 |
| 30-Dec-17 | 69.94 | 77.84 | 72.49 | 72.69 |
| 29-Dec-17 | 69.90 | 77.80 | 72.45 | 72.65 |
| 28-Dec-17 | 69.81 | 77.71 | 72.36 | 72.56 |
| 27-Dec-17 | 69.72 | 77.62 | 72.26 | 72.47 |
| 26-Dec-17 | 69.63 | 77.53 | 72.17 | 72.39 |
| 25-Dec-17 | 69.65 | 77.55 | 72.19 | 72.40 |
| 24-Dec-17 | 69.56 | 77.46 | 72.09 | 72.32 |
| 23-Dec-17 | 69.58 | 77.48 | 72.12 | 72.34 |
| 22-Dec-17 | 69.50 | 77.40 | 72.03 | 72.26 |
| 21-Dec-17 | 69.42 | 77.32 | 71.95 | 72.18 |
| 20-Dec-17 | 69.35 | 77.25 | 71.87 | 72.11 |
| 19-Dec-17 | 69.27 | 77.17 | 71.79 | 72.03 |
| 18-Dec-17 | 69.19 | 77.06 | 71.70 | 71.95 |
| 17-Dec-17 | 69.15 | 76.99 | 71.66 | 71.91 |
| 16-Dec-17 | 69.13 | 76.88 | 71.64 | 71.89 |
| 15-Dec-17 | 69.10 | 76.78 | 71.61 | 71.86 |
| 14-Dec-17 | 69.07 | 76.69 | 71.58 | 71.84 |
| 13-Dec-17 | 69.07 | 76.66 | 71.58 | 71.84 |
| 12-Dec-17 | 69.09 | 76.64 | 71.60 | 71.85 |
| 11-Dec-17 | 69.12 | 76.62 | 71.63 | 71.88 |
| 10-Dec-17 | 69.15 | 76.61 | 71.66 | 71.91 |
| 9-Dec-17 | 69.18 | 76.62 | 71.69 | 71.94 |
| 8-Dec-17 | 69.19 | 76.61 | 71.70 | 71.95 |
| 7-Dec-17 | 69.23 | 76.61 | 71.75 | 71.99 |
| 6-Dec-17 | 69.24 | 76.60 | 71.76 | 72.00 |
| 5-Dec-17 | 69.25 | 76.59 | 71.77 | 72.01 |
| 4-Dec-17 | 69.23 | 76.56 | 71.75 | 71.99 |

Retail Selling Price of Diesel

| Date of Revision | Delhi | Mumbai | Chennai | Kolkata |
|------------------|-------------|--------|---------|---------|
| | (Rs./Litre) | | | |
| 18-Feb-18 | 62.56 | 66.62 | 65.96 | 65.22 |
| 17-Feb-18 | 62.76 | 66.84 | 66.17 | 65.42 |
| 16-Feb-18 | 63.02 | 67.11 | 66.45 | 65.68 |
| 15-Feb-18 | 63.32 | 67.43 | 66.77 | 65.98 |
| 14-Feb-18 | 63.50 | 67.62 | 66.96 | 66.17 |
| 13-Feb-18 | 63.50 | 67.62 | 66.96 | 66.17 |
| 12-Feb-18 | 63.62 | 67.75 | 67.09 | 66.29 |
| 11-Feb-18 | 63.90 | 68.05 | 67.39 | 66.57 |
| 10-Feb-18 | 64.05 | 68.21 | 67.55 | 66.72 |
| 9-Feb-18 | 64.11 | 68.27 | 67.62 | 66.78 |
| 8-Feb-18 | 64.15 | 68.31 | 67.66 | 66.82 |
| 7-Feb-18 | 64.22 | 68.39 | 67.73 | 66.89 |
| 6-Feb-18 | 64.22 | 68.39 | 67.73 | 66.89 |
| 5-Feb-18 | 64.14 | 68.30 | 67.65 | 66.81 |
| 4-Feb-18 | 64.07 | 68.23 | 67.57 | 66.74 |
| 3-Feb-18 | 64.07 | 68.23 | 67.57 | 66.74 |
| 2-Feb-18 | 64.11 | 68.27 | 67.62 | 66.78 |
| 1-Feb-18 | 64.11 | 68.27 | 67.62 | 66.78 |
| 31-Jan-18 | 64.00 | 68.15 | 67.50 | 66.67 |
| 30-Jan-18 | 64.00 | 68.15 | 67.50 | 66.67 |
| 29-Jan-18 | 63.93 | 68.08 | 67.42 | 66.60 |
| 28-Jan-18 | 63.85 | 67.99 | 67.34 | 66.52 |
| 27-Jan-18 | 63.75 | 67.89 | 67.23 | 66.42 |
| 26-Jan-18 | 63.65 | 67.78 | 67.12 | 66.32 |
| 25-Jan-18 | 63.53 | 67.65 | 67.00 | 66.20 |
| 24-Jan-18 | 63.38 | 67.50 | 66.84 | 66.04 |
| 23-Jan-18 | 63.20 | 67.30 | 66.64 | 65.86 |
| 22-Jan-18 | 63.01 | 67.10 | 66.44 | 65.67 |
| 21-Jan-18 | 62.83 | 66.91 | 66.25 | 65.49 |
| 20-Jan-18 | 62.63 | 66.70 | 66.03 | 65.29 |
| 19-Jan-18 | 62.44 | 66.50 | 65.83 | 65.10 |
| 18-Jan-18 | 62.25 | 66.30 | 65.63 | 64.91 |
| 17-Jan-18 | 62.06 | 66.09 | 65.42 | 64.72 |
| 16-Jan-18 | 61.88 | 65.90 | 65.23 | 64.54 |
| 15-Jan-18 | 61.74 | 65.74 | 65.08 | 64.40 |
| 14-Jan-18 | 61.56 | 65.53 | 64.89 | 64.22 |
| 13-Jan-18 | 61.38 | 65.32 | 64.70 | 64.04 |
| 12-Jan-18 | 61.18 | 65.10 | 64.48 | 63.84 |
| 11-Jan-18 | 60.99 | 64.88 | 64.28 | 63.65 |
| 10-Jan-18 | 60.81 | 64.67 | 64.09 | 63.47 |
| 9-Jan-18 | 60.66 | 64.48 | 63.92 | 63.32 |
| 8-Jan-18 | 60.49 | 64.28 | 63.74 | 63.15 |
| 7-Jan-18 | 60.31 | 64.08 | 63.55 | 62.97 |
| 6-Jan-18 | 60.12 | 63.87 | 63.35 | 62.78 |
| 5-Jan-18 | 59.94 | 63.67 | 63.15 | 62.60 |
| 4-Jan-18 | 59.89 | 63.59 | 63.10 | 62.55 |
| 3-Jan-18 | 59.82 | 63.51 | 63.03 | 62.48 |
| 2-Jan-18 | 59.76 | 63.43 | 62.96 | 62.42 |
| 1-Jan-18 | 59.70 | 63.35 | 62.90 | 62.36 |
| 31-Dec-17 | 59.64 | 63.27 | 62.83 | 62.30 |
| 30-Dec-17 | 59.59 | 63.19 | 62.78 | 62.25 |
| 29-Dec-17 | 59.56 | 63.10 | 62.75 | 62.22 |
| 28-Dec-17 | 59.47 | 62.97 | 62.65 | 62.13 |
| 27-Dec-17 | 59.38 | 62.85 | 62.55 | 62.04 |
| 26-Dec-17 | 59.31 | 62.75 | 62.48 | 61.97 |
| 25-Dec-17 | 59.20 | 62.62 | 62.36 | 61.86 |
| 24-Dec-17 | 59.11 | 62.51 | 62.27 | 61.77 |
| 23-Dec-17 | 59.02 | 62.39 | 62.17 | 61.68 |
| 22-Dec-17 | 58.91 | 62.28 | 62.05 | 61.57 |
| 21-Dec-17 | 58.85 | 62.16 | 61.99 | 61.51 |
| 20-Dec-17 | 58.75 | 62.03 | 61.88 | 61.41 |
| 19-Dec-17 | 58.65 | 61.87 | 61.77 | 61.31 |
| 18-Dec-17 | 58.55 | 61.75 | 61.67 | 61.21 |
| 17-Dec-17 | 58.48 | 61.67 | 61.59 | 61.14 |
| 16-Dec-17 | 58.44 | 61.55 | 61.55 | 61.10 |
| 15-Dec-17 | 58.38 | 61.43 | 61.48 | 61.04 |
| 14-Dec-17 | 58.33 | 61.31 | 61.43 | 60.99 |
| 13-Dec-17 | 58.32 | 61.28 | 61.42 | 60.98 |
| 12-Dec-17 | 58.34 | 61.26 | 61.44 | 61.00 |
| 11-Dec-17 | 58.37 | 61.24 | 61.47 | 61.03 |
| 10-Dec-17 | 58.37 | 61.21 | 61.47 | 61.03 |
| 9-Dec-17 | 58.41 | 61.21 | 61.52 | 61.07 |
| 8-Dec-17 | 58.44 | 61.22 | 61.55 | 61.10 |
| 7-Dec-17 | 58.45 | 61.20 | 61.56 | 61.11 |
| 6-Dec-17 | 58.45 | 61.20 | 61.56 | 61.11 |
| 5-Dec-17 | 58.43 | 61.17 | 61.54 | 61.09 |
| 4-Dec-17 | 58.44 | 61.15 | 61.55 | 61.10 |



Petroleum Planning & Analysis Cell

Table Posted: 7-Apr-25

Retail Selling Price of Petrol

| Date of Revision | Delhi | Mumbai | Chennai | Kolkata |
|------------------|-------------|--------|---------|---------|
| | (Rs./Litre) | | | |
| 3-Dec-17 | 69.23 | 76.54 | 71.75 | 71.99 |
| 2-Dec-17 | 69.22 | 76.52 | 71.74 | 71.98 |
| 1-Dec-17 | 69.22 | 76.52 | 71.74 | 71.98 |
| 30-Nov-17 | 69.24 | 76.52 | 71.76 | 72.00 |
| 29-Nov-17 | 69.26 | 76.52 | 71.78 | 72.02 |
| 28-Nov-17 | 69.26 | 76.52 | 71.78 | 72.02 |
| 27-Nov-17 | 69.28 | 76.52 | 71.80 | 72.04 |
| 26-Nov-17 | 69.32 | 76.52 | 71.84 | 72.08 |
| 25-Nov-17 | 69.36 | 76.52 | 71.88 | 72.12 |
| 24-Nov-17 | 69.41 | 76.52 | 71.94 | 72.17 |
| 23-Nov-17 | 69.43 | 76.54 | 71.96 | 72.19 |
| 22-Nov-17 | 69.48 | 76.58 | 72.01 | 72.24 |
| 21-Nov-17 | 69.53 | 76.63 | 72.06 | 72.29 |
| 20-Nov-17 | 69.51 | 76.61 | 72.04 | 72.27 |
| 19-Nov-17 | 69.54 | 76.64 | 72.07 | 72.30 |
| 18-Nov-17 | 69.57 | 76.67 | 72.10 | 72.33 |
| 17-Nov-17 | 69.61 | 76.71 | 72.15 | 72.37 |
| 16-Nov-17 | 69.65 | 76.75 | 72.19 | 72.40 |
| 15-Nov-17 | 69.68 | 76.78 | 72.22 | 72.43 |
| 14-Nov-17 | 69.73 | 76.83 | 72.27 | 72.48 |
| 13-Nov-17 | 69.78 | 76.88 | 72.33 | 72.53 |
| 12-Nov-17 | 69.78 | 76.88 | 72.33 | 72.53 |
| 11-Nov-17 | 69.81 | 76.91 | 72.36 | 72.56 |
| 10-Nov-17 | 69.85 | 76.95 | 72.40 | 72.60 |
| 9-Nov-17 | 69.85 | 76.95 | 72.40 | 72.60 |
| 8-Nov-17 | 69.80 | 76.90 | 72.35 | 72.55 |
| 7-Nov-17 | 69.80 | 76.90 | 72.35 | 72.55 |
| 6-Nov-17 | 69.69 | 76.79 | 72.23 | 72.44 |
| 5-Nov-17 | 69.55 | 76.65 | 72.08 | 72.31 |
| 4-Nov-17 | 69.47 | 76.57 | 72.00 | 72.23 |
| 3-Nov-17 | 69.34 | 76.45 | 71.86 | 72.10 |
| 2-Nov-17 | 69.25 | 76.36 | 71.77 | 72.01 |
| 1-Nov-17 | 69.14 | 76.25 | 71.65 | 71.90 |
| 31-Oct-17 | 69.13 | 76.24 | 71.64 | 71.90 |
| 30-Oct-17 | 69.07 | 76.18 | 71.58 | 71.84 |
| 29-Oct-17 | 68.92 | 76.03 | 71.42 | 71.69 |
| 28-Oct-17 | 68.84 | 75.95 | 71.34 | 71.61 |
| 27-Oct-17 | 68.72 | 75.83 | 71.21 | 71.49 |
| 26-Oct-17 | 68.65 | 75.76 | 71.14 | 71.43 |
| 25-Oct-17 | 68.62 | 75.73 | 71.10 | 71.40 |
| 24-Oct-17 | 68.60 | 75.71 | 71.08 | 71.38 |
| 23-Oct-17 | 68.60 | 75.71 | 71.08 | 71.38 |
| 22-Oct-17 | 68.58 | 75.69 | 71.06 | 71.36 |
| 21-Oct-17 | 68.44 | 75.56 | 70.92 | 71.22 |
| 20-Oct-17 | 68.40 | 75.52 | 70.87 | 71.18 |
| 19-Oct-17 | 68.33 | 75.45 | 70.80 | 71.11 |
| 18-Oct-17 | 68.26 | 75.38 | 70.73 | 71.04 |
| 17-Oct-17 | 68.26 | 75.38 | 70.73 | 71.04 |
| 16-Oct-17 | 68.29 | 75.41 | 70.76 | 71.07 |
| 15-Oct-17 | 68.33 | 75.45 | 70.80 | 71.11 |
| 14-Oct-17 | 68.38 | 75.50 | 70.85 | 71.16 |
| 13-Oct-17 | 68.43 | 75.55 | 70.90 | 71.21 |
| 12-Oct-17 | 68.45 | 75.57 | 70.93 | 71.23 |
| 11-Oct-17 | 68.48 | 75.59 | 70.96 | 71.26 |
| 10-Oct-17 | 68.45 | 77.58 | 70.93 | 71.23 |
| 9-Oct-17 | 68.45 | 77.58 | 70.93 | 71.23 |
| 8-Oct-17 | 68.39 | 77.52 | 70.86 | 71.17 |
| 7-Oct-17 | 68.35 | 77.48 | 70.82 | 71.13 |
| 6-Oct-17 | 68.36 | 77.49 | 70.83 | 71.14 |
| 5-Oct-17 | 68.38 | 77.51 | 70.85 | 71.16 |
| 4-Oct-17 | 68.38 | 77.51 | 70.85 | 71.16 |
| 3-Oct-17 | 70.88 | 79.99 | 73.48 | 73.62 |
| 2-Oct-17 | 70.83 | 79.94 | 73.43 | 73.57 |
| 1-Oct-17 | 70.76 | 79.87 | 73.36 | 73.50 |
| 30-Sep-17 | 70.66 | 79.77 | 73.25 | 73.40 |
| 29-Sep-17 | 70.56 | 79.67 | 73.15 | 73.30 |
| 28-Sep-17 | 70.46 | 79.57 | 73.04 | 73.20 |
| 27-Sep-17 | 70.41 | 79.52 | 72.99 | 73.15 |
| 26-Sep-17 | 70.41 | 79.52 | 72.99 | 73.15 |
| 25-Sep-17 | 70.41 | 79.52 | 72.99 | 73.15 |
| 24-Sep-17 | 70.39 | 79.50 | 72.97 | 73.13 |
| 23-Sep-17 | 70.42 | 79.53 | 73.00 | 73.16 |
| 22-Sep-17 | 70.47 | 79.58 | 73.05 | 73.21 |
| 21-Sep-17 | 70.52 | 79.63 | 73.10 | 73.26 |
| 20-Sep-17 | 70.52 | 79.63 | 73.10 | 73.26 |
| 19-Sep-17 | 70.52 | 79.63 | 73.10 | 73.26 |
| 18-Sep-17 | 70.51 | 79.62 | 73.09 | 73.25 |

Retail Selling Price of Diesel

| Date of Revision | Delhi | Mumbai | Chennai | Kolkata |
|------------------|-------------|--------|---------|---------|
| | (Rs./Litre) | | | |
| 3-Dec-17 | 58.42 | 61.12 | 61.53 | 61.08 |
| 2-Dec-17 | 58.42 | 61.10 | 61.53 | 61.08 |
| 1-Dec-17 | 58.40 | 61.07 | 61.51 | 61.06 |
| 30-Nov-17 | 58.39 | 61.05 | 61.50 | 61.05 |
| 29-Nov-17 | 58.37 | 61.03 | 61.47 | 61.03 |
| 28-Nov-17 | 58.37 | 61.03 | 61.47 | 61.03 |
| 27-Nov-17 | 58.34 | 60.99 | 61.44 | 61.00 |
| 26-Nov-17 | 58.34 | 60.97 | 61.44 | 61.00 |
| 25-Nov-17 | 58.33 | 60.96 | 61.43 | 60.99 |
| 24-Nov-17 | 58.33 | 60.96 | 61.43 | 60.99 |
| 23-Nov-17 | 58.30 | 60.93 | 61.40 | 60.96 |
| 22-Nov-17 | 58.30 | 60.93 | 61.40 | 60.96 |
| 21-Nov-17 | 58.33 | 60.96 | 61.43 | 60.99 |
| 20-Nov-17 | 58.33 | 60.96 | 61.43 | 60.99 |
| 19-Nov-17 | 58.31 | 60.94 | 61.41 | 60.97 |
| 18-Nov-17 | 58.33 | 60.96 | 61.43 | 60.99 |
| 17-Nov-17 | 58.31 | 60.94 | 61.41 | 60.97 |
| 16-Nov-17 | 58.31 | 60.94 | 61.41 | 60.97 |
| 15-Nov-17 | 58.32 | 60.95 | 61.42 | 60.98 |
| 14-Nov-17 | 58.34 | 60.97 | 61.44 | 61.00 |
| 13-Nov-17 | 58.31 | 60.94 | 61.41 | 60.97 |
| 12-Nov-17 | 58.31 | 60.94 | 61.41 | 60.97 |
| 11-Nov-17 | 58.31 | 60.94 | 61.41 | 60.97 |
| 10-Nov-17 | 58.31 | 60.94 | 61.41 | 60.97 |
| 9-Nov-17 | 58.31 | 60.94 | 61.41 | 60.97 |
| 8-Nov-17 | 58.26 | 60.89 | 61.36 | 60.92 |
| 7-Nov-17 | 58.26 | 60.89 | 61.36 | 60.92 |
| 6-Nov-17 | 58.16 | 60.78 | 61.25 | 60.82 |
| 5-Nov-17 | 58.08 | 60.69 | 61.16 | 60.74 |
| 4-Nov-17 | 58.03 | 60.64 | 61.11 | 60.69 |
| 3-Nov-17 | 57.93 | 60.54 | 61.00 | 60.59 |
| 2-Nov-17 | 57.83 | 60.43 | 60.90 | 60.49 |
| 1-Nov-17 | 57.73 | 60.32 | 60.79 | 60.39 |
| 31-Oct-17 | 57.70 | 60.29 | 60.76 | 60.36 |
| 30-Oct-17 | 57.64 | 60.23 | 60.69 | 60.30 |
| 29-Oct-17 | 57.51 | 60.09 | 60.55 | 60.17 |
| 28-Oct-17 | 57.43 | 60.00 | 60.47 | 60.09 |
| 27-Oct-17 | 57.28 | 59.85 | 60.31 | 59.94 |
| 26-Oct-17 | 57.21 | 59.77 | 60.23 | 59.87 |
| 25-Oct-17 | 57.15 | 59.71 | 60.17 | 59.81 |
| 24-Oct-17 | 57.12 | 59.68 | 60.14 | 59.78 |
| 23-Oct-17 | 57.12 | 59.68 | 60.14 | 59.78 |
| 22-Oct-17 | 57.10 | 59.65 | 60.11 | 59.76 |
| 21-Oct-17 | 57.01 | 59.56 | 60.02 | 59.67 |
| 20-Oct-17 | 56.98 | 59.53 | 59.99 | 59.64 |
| 19-Oct-17 | 56.95 | 59.50 | 59.95 | 59.61 |
| 18-Oct-17 | 56.87 | 59.41 | 59.87 | 59.53 |
| 17-Oct-17 | 56.87 | 59.41 | 59.87 | 59.53 |
| 16-Oct-17 | 56.91 | 59.45 | 59.91 | 59.57 |
| 15-Oct-17 | 56.94 | 59.48 | 59.94 | 59.60 |
| 14-Oct-17 | 56.98 | 59.53 | 59.99 | 59.64 |
| 13-Oct-17 | 57.01 | 59.56 | 60.02 | 59.67 |
| 12-Oct-17 | 57.01 | 59.56 | 60.02 | 59.67 |
| 11-Oct-17 | 57.03 | 59.58 | 60.04 | 59.69 |
| 10-Oct-17 | 57.00 | 60.55 | 60.01 | 59.66 |
| 9-Oct-17 | 57.00 | 60.55 | 60.01 | 59.66 |
| 8-Oct-17 | 56.96 | 60.51 | 59.96 | 59.62 |
| 7-Oct-17 | 56.94 | 60.49 | 59.94 | 59.60 |
| 6-Oct-17 | 56.95 | 60.50 | 59.95 | 59.61 |
| 5-Oct-17 | 56.90 | 60.44 | 59.90 | 59.56 |
| 4-Oct-17 | 56.89 | 60.43 | 59.89 | 59.55 |
| 3-Oct-17 | 59.14 | 62.82 | 62.30 | 61.80 |
| 2-Oct-17 | 59.07 | 62.75 | 62.22 | 61.73 |
| 1-Oct-17 | 58.92 | 62.59 | 62.06 | 61.58 |
| 30-Sep-17 | 58.86 | 62.53 | 62.00 | 61.52 |
| 29-Sep-17 | 58.78 | 62.44 | 61.91 | 61.44 |
| 28-Sep-17 | 58.70 | 62.36 | 61.83 | 61.36 |
| 27-Sep-17 | 58.68 | 62.33 | 61.81 | 61.34 |
| 26-Sep-17 | 58.68 | 62.33 | 61.81 | 61.34 |
| 25-Sep-17 | 58.72 | 62.38 | 61.85 | 61.38 |
| 24-Sep-17 | 58.72 | 62.38 | 61.85 | 61.38 |
| 23-Sep-17 | 58.69 | 62.35 | 61.82 | 61.35 |
| 22-Sep-17 | 58.69 | 62.35 | 61.82 | 61.35 |
| 21-Sep-17 | 58.69 | 62.35 | 61.82 | 61.35 |
| 20-Sep-17 | 58.79 | 62.45 | 61.92 | 61.45 |
| 19-Sep-17 | 58.85 | 62.51 | 61.99 | 61.51 |
| 18-Sep-17 | 58.91 | 62.58 | 62.05 | 61.57 |



Petroleum Planning & Analysis Cell

Table Posted: 7-Apr-25

Retail Selling Price of Petrol

| Date of Revision | Delhi | Mumbai | Chennai | Kolkata |
|------------------|-------------|--------|---------|---------|
| | (Rs./Litre) | | | |
| 17-Sep-17 | 70.51 | 79.62 | 73.09 | 73.25 |
| 16-Sep-17 | 70.48 | 79.59 | 73.06 | 73.22 |
| 15-Sep-17 | 70.43 | 79.54 | 73.01 | 73.17 |
| 14-Sep-17 | 70.39 | 79.50 | 72.97 | 73.13 |
| 13-Sep-17 | 70.38 | 79.48 | 72.95 | 73.12 |
| 12-Sep-17 | 70.38 | 79.48 | 72.95 | 73.12 |
| 11-Sep-17 | 70.30 | 79.41 | 72.87 | 73.05 |
| 10-Sep-17 | 70.17 | 79.28 | 72.73 | 72.91 |
| 9-Sep-17 | 70.03 | 79.14 | 72.58 | 72.78 |
| 8-Sep-17 | 69.89 | 79.00 | 72.44 | 72.64 |
| 7-Sep-17 | 69.80 | 78.92 | 72.34 | 72.55 |
| 6-Sep-17 | 69.71 | 78.82 | 72.25 | 72.46 |
| 5-Sep-17 | 69.71 | 78.82 | 72.25 | 72.46 |
| 4-Sep-17 | 69.66 | 78.78 | 72.20 | 72.41 |
| 3-Sep-17 | 69.55 | 78.67 | 72.08 | 72.30 |
| 2-Sep-17 | 69.43 | 78.54 | 71.95 | 72.18 |
| 1-Sep-17 | 69.26 | 78.38 | 71.78 | 72.02 |
| 31-Aug-17 | 69.15 | 78.28 | 71.66 | 71.92 |
| 30-Aug-17 | 69.12 | 78.24 | 71.62 | 71.88 |
| 29-Aug-17 | 69.12 | 78.24 | 71.62 | 71.88 |
| 28-Aug-17 | 69.09 | 78.22 | 71.60 | 71.86 |
| 27-Aug-17 | 69.06 | 78.18 | 71.56 | 71.82 |
| 26-Aug-17 | 69.02 | 78.14 | 71.52 | 71.78 |
| 25-Aug-17 | 69.01 | 78.13 | 71.51 | 71.77 |
| 24-Aug-17 | 68.88 | 78.00 | 71.37 | 71.64 |
| 23-Aug-17 | 68.73 | 77.86 | 71.22 | 71.50 |
| 22-Aug-17 | 68.67 | 77.79 | 71.15 | 71.44 |
| 21-Aug-17 | 68.54 | 77.66 | 71.01 | 71.31 |
| 20-Aug-17 | 68.38 | 77.51 | 70.85 | 71.16 |
| 19-Aug-17 | 68.37 | 77.50 | 70.83 | 71.14 |
| 18-Aug-17 | 68.29 | 77.42 | 70.76 | 71.07 |
| 17-Aug-17 | 68.24 | 77.37 | 70.70 | 71.02 |
| 16-Aug-17 | 68.14 | 77.27 | 70.59 | 70.92 |
| 15-Aug-17 | 68.08 | 77.21 | 70.53 | 70.86 |
| 14-Aug-17 | 67.95 | 77.09 | 70.40 | 70.74 |
| 13-Aug-17 | 67.76 | 76.89 | 70.19 | 70.55 |
| 12-Aug-17 | 67.50 | 76.64 | 69.92 | 70.29 |
| 11-Aug-17 | 67.27 | 76.41 | 69.68 | 70.07 |
| 10-Aug-17 | 66.96 | 76.10 | 69.35 | 69.78 |
| 9-Aug-17 | 66.81 | 75.96 | 69.20 | 69.66 |
| 8-Aug-17 | 66.75 | 75.89 | 69.13 | 69.61 |
| 7-Aug-17 | 66.66 | 75.80 | 69.03 | 69.54 |
| 6-Aug-17 | 66.51 | 75.66 | 68.88 | 69.43 |
| 5-Aug-17 | 66.28 | 75.43 | 68.64 | 69.24 |
| 4-Aug-17 | 66.00 | 75.15 | 68.34 | 69.03 |
| 3-Aug-17 | 65.69 | 74.85 | 68.02 | 68.78 |
| 2-Aug-17 | 65.47 | 74.63 | 67.78 | 68.61 |
| 1-Aug-17 | 65.40 | 74.56 | 67.71 | 68.56 |
| 31-Jul-17 | 65.26 | 74.58 | 67.78 | 68.45 |
| 30-Jul-17 | 65.00 | 74.33 | 67.51 | 68.24 |
| 29-Jul-17 | 64.87 | 74.20 | 67.37 | 68.14 |
| 28-Jul-17 | 64.69 | 74.02 | 67.18 | 68.00 |
| 27-Jul-17 | 64.59 | 73.92 | 67.07 | 67.92 |
| 26-Jul-17 | 64.57 | 73.91 | 67.06 | 67.91 |
| 25-Jul-17 | 64.57 | 73.90 | 67.05 | 67.91 |
| 24-Jul-17 | 64.53 | 73.87 | 67.01 | 67.88 |
| 23-Jul-17 | 64.40 | 73.74 | 66.88 | 67.77 |
| 22-Jul-17 | 64.30 | 73.63 | 66.77 | 67.69 |
| 21-Jul-17 | 64.28 | 73.61 | 66.75 | 67.68 |
| 20-Jul-17 | 64.25 | 73.59 | 66.72 | 67.66 |
| 19-Jul-17 | 64.21 | 73.54 | 66.67 | 67.62 |
| 18-Jul-17 | 64.21 | 73.54 | 66.67 | 67.62 |
| 17-Jul-17 | 64.15 | 73.49 | 66.61 | 67.58 |
| 16-Jul-17 | 64.11 | 73.45 | 66.57 | 67.55 |
| 15-Jul-17 | 64.03 | 73.37 | 66.49 | 67.48 |
| 14-Jul-17 | 63.89 | 73.23 | 66.34 | 67.37 |
| 13-Jul-17 | 63.91 | 73.25 | 66.36 | 67.38 |
| 12-Jul-17 | 63.93 | 73.27 | 66.38 | 67.40 |
| 11-Jul-17 | 63.93 | 73.27 | 66.38 | 67.40 |
| 10-Jul-17 | 63.83 | 75.04 | 66.25 | 66.73 |
| 9-Jul-17 | 63.65 | 74.86 | 66.05 | 66.58 |
| 8-Jul-17 | 63.46 | 74.67 | 65.86 | 66.44 |
| 7-Jul-17 | 63.33 | 74.54 | 65.72 | 66.33 |
| 6-Jul-17 | 63.19 | 74.41 | 65.58 | 66.23 |
| 5-Jul-17 | 63.08 | 74.30 | 65.46 | 66.14 |
| 4-Jul-17 | 63.08 | 74.30 | 65.46 | 66.14 |
| 3-Jul-17 | 63.13 | 74.35 | 65.51 | 66.18 |

Retail Selling Price of Diesel

| Date of Revision | Delhi | Mumbai | Chennai | Kolkata |
|------------------|-------------|--------|---------|---------|
| | (Rs./Litre) | | | |
| 17-Sep-17 | 58.88 | 62.55 | 62.02 | 61.54 |
| 16-Sep-17 | 58.84 | 62.50 | 61.98 | 61.50 |
| 15-Sep-17 | 58.80 | 62.46 | 61.93 | 61.46 |
| 14-Sep-17 | 58.74 | 62.40 | 61.87 | 61.40 |
| 13-Sep-17 | 58.72 | 62.37 | 61.84 | 61.37 |
| 12-Sep-17 | 58.72 | 62.37 | 61.84 | 61.37 |
| 11-Sep-17 | 58.62 | 62.26 | 61.73 | 61.27 |
| 10-Sep-17 | 58.37 | 62.00 | 61.46 | 61.02 |
| 9-Sep-17 | 58.06 | 61.67 | 61.13 | 60.71 |
| 8-Sep-17 | 57.78 | 61.38 | 60.84 | 60.44 |
| 7-Sep-17 | 57.59 | 61.18 | 60.64 | 60.25 |
| 6-Sep-17 | 57.46 | 61.03 | 60.49 | 60.11 |
| 5-Sep-17 | 57.46 | 61.03 | 60.49 | 60.11 |
| 4-Sep-17 | 57.38 | 60.95 | 60.41 | 60.03 |
| 3-Sep-17 | 57.28 | 60.84 | 60.30 | 59.93 |
| 2-Sep-17 | 57.21 | 60.77 | 60.23 | 59.87 |
| 1-Sep-17 | 57.13 | 60.68 | 60.14 | 59.78 |
| 31-Aug-17 | 57.05 | 60.60 | 60.06 | 59.71 |
| 30-Aug-17 | 57.01 | 60.56 | 60.02 | 59.66 |
| 29-Aug-17 | 57.02 | 60.56 | 60.02 | 59.67 |
| 28-Aug-17 | 57.03 | 60.57 | 60.03 | 59.68 |
| 27-Aug-17 | 57.03 | 60.58 | 60.04 | 59.69 |
| 26-Aug-17 | 56.97 | 60.51 | 59.97 | 59.62 |
| 25-Aug-17 | 57.02 | 60.57 | 60.02 | 59.67 |
| 24-Aug-17 | 57.06 | 60.61 | 60.06 | 59.71 |
| 23-Aug-17 | 57.05 | 60.60 | 60.05 | 59.70 |
| 22-Aug-17 | 57.05 | 60.60 | 60.06 | 59.70 |
| 21-Aug-17 | 57.01 | 60.55 | 60.01 | 59.66 |
| 20-Aug-17 | 57.07 | 60.62 | 60.08 | 59.72 |
| 19-Aug-17 | 57.19 | 60.74 | 60.20 | 59.84 |
| 18-Aug-17 | 57.28 | 60.85 | 60.30 | 59.93 |
| 17-Aug-17 | 57.39 | 60.96 | 60.42 | 60.04 |
| 16-Aug-17 | 57.36 | 60.92 | 60.38 | 60.01 |
| 15-Aug-17 | 57.30 | 60.86 | 60.32 | 59.95 |
| 14-Aug-17 | 57.25 | 60.81 | 60.27 | 59.90 |
| 13-Aug-17 | 57.24 | 60.80 | 60.26 | 59.90 |
| 12-Aug-17 | 57.15 | 60.70 | 60.16 | 59.80 |
| 11-Aug-17 | 56.98 | 60.52 | 59.98 | 59.63 |
| 10-Aug-17 | 56.81 | 60.35 | 59.80 | 59.46 |
| 9-Aug-17 | 56.78 | 60.32 | 59.77 | 59.44 |
| 8-Aug-17 | 56.72 | 60.25 | 59.71 | 59.38 |
| 7-Aug-17 | 56.61 | 60.13 | 59.59 | 59.26 |
| 6-Aug-17 | 56.54 | 60.06 | 59.51 | 59.19 |
| 5-Aug-17 | 56.33 | 59.83 | 59.28 | 58.98 |
| 4-Aug-17 | 56.10 | 59.59 | 59.04 | 58.75 |
| 3-Aug-17 | 55.85 | 59.32 | 58.77 | 58.50 |
| 2-Aug-17 | 55.64 | 59.10 | 58.55 | 58.29 |
| 1-Aug-17 | 55.58 | 59.04 | 58.49 | 58.23 |
| 31-Jul-17 | 55.50 | 59.08 | 58.53 | 58.25 |
| 30-Jul-17 | 55.31 | 58.87 | 58.32 | 58.05 |
| 29-Jul-17 | 55.19 | 58.75 | 58.20 | 57.94 |
| 28-Jul-17 | 55.03 | 58.58 | 58.02 | 57.77 |
| 27-Jul-17 | 54.94 | 58.49 | 57.93 | 57.69 |
| 26-Jul-17 | 54.95 | 58.49 | 57.94 | 57.69 |
| 25-Jul-17 | 54.95 | 58.50 | 57.94 | 57.70 |
| 24-Jul-17 | 54.94 | 58.48 | 57.93 | 57.68 |
| 23-Jul-17 | 54.93 | 58.48 | 57.92 | 57.68 |
| 22-Jul-17 | 54.95 | 58.49 | 57.94 | 57.69 |
| 21-Jul-17 | 55.02 | 58.57 | 58.02 | 57.77 |
| 20-Jul-17 | 55.05 | 58.60 | 58.05 | 57.80 |
| 19-Jul-17 | 55.04 | 58.59 | 58.04 | 57.78 |
| 18-Jul-17 | 55.04 | 58.59 | 58.04 | 57.79 |
| 17-Jul-17 | 54.99 | 58.54 | 57.98 | 57.74 |
| 16-Jul-17 | 54.93 | 58.47 | 57.92 | 57.67 |
| 15-Jul-17 | 54.85 | 58.39 | 57.83 | 57.59 |
| 14-Jul-17 | 54.66 | 58.19 | 57.63 | 57.41 |
| 13-Jul-17 | 54.70 | 58.22 | 57.67 | 57.44 |
| 12-Jul-17 | 54.74 | 58.27 | 57.72 | 57.49 |
| 11-Jul-17 | 54.74 | 58.27 | 57.72 | 57.49 |
| 10-Jul-17 | 54.55 | 59.93 | 57.44 | 56.85 |
| 9-Jul-17 | 54.32 | 59.69 | 57.19 | 56.61 |
| 8-Jul-17 | 54.06 | 59.41 | 56.91 | 56.35 |
| 7-Jul-17 | 53.82 | 59.15 | 56.65 | 56.11 |
| 6-Jul-17 | 53.61 | 58.93 | 56.43 | 55.90 |
| 5-Jul-17 | 53.44 | 58.76 | 56.25 | 55.74 |
| 4-Jul-17 | 53.44 | 58.76 | 56.25 | 55.74 |
| 3-Jul-17 | 53.47 | 58.79 | 56.29 | 55.77 |



Petroleum Planning & Analysis Cell

Table Posted: 7-Apr-25

Retail Selling Price of Petrol

| Date of Revision | Delhi | Mumbai | Chennai | Kolkata |
|------------------|-------------|--------|---------|---------|
| | (Rs./Litre) | | | |
| 2-Jul-17 | 63.06 | 74.28 | 65.44 | 66.12 |
| 1-Jul-17 | 63.09 | 74.30 | 65.46 | 66.14 |
| 30-Jun-17 | 63.31 | 74.56 | 65.74 | 66.32 |
| 29-Jun-17 | 63.47 | 74.71 | 65.90 | 66.45 |
| 28-Jun-17 | 63.46 | 74.71 | 65.90 | 66.45 |
| 27-Jun-17 | 63.46 | 74.71 | 65.89 | 66.44 |
| 26-Jun-17 | 63.55 | 74.79 | 65.98 | 66.51 |
| 25-Jun-17 | 63.71 | 74.95 | 66.15 | 66.64 |
| 24-Jun-17 | 63.99 | 75.23 | 66.45 | 66.86 |
| 23-Jun-17 | 64.23 | 75.46 | 66.70 | 67.04 |
| 22-Jun-17 | 64.44 | 75.68 | 66.93 | 67.21 |
| 21-Jun-17 | 64.55 | 75.79 | 67.04 | 67.30 |
| 20-Jun-17 | 64.55 | 75.78 | 67.04 | 67.30 |
| 19-Jun-17 | 64.65 | 75.88 | 67.14 | 67.37 |
| 18-Jun-17 | 64.91 | 76.14 | 67.42 | 67.58 |
| 17-Jun-17 | 65.23 | 76.46 | 67.76 | 67.84 |
| 16-Jun-17 | 65.48 | 76.70 | 68.02 | 68.03 |

Note:

*RSP of Petrol/Diesel is for IOC

** Daily price change is applicable in India since 16.6.2017

***Daily Price change is applicable from 6.00 AM

Retail Selling Price of Diesel

| Date of Revision | Delhi | Mumbai | Chennai | Kolkata |
|------------------|-------------|--------|---------|---------|
| | (Rs./Litre) | | | |
| 2-Jul-17 | 53.36 | 58.67 | 56.17 | 55.66 |
| 1-Jul-17 | 53.33 | 58.63 | 56.13 | 55.62 |
| 30-Jun-17 | 53.46 | 58.80 | 56.30 | 55.61 |
| 29-Jun-17 | 53.53 | 58.88 | 56.38 | 55.68 |
| 28-Jun-17 | 53.53 | 58.88 | 56.38 | 55.68 |
| 27-Jun-17 | 53.53 | 58.89 | 56.38 | 55.69 |
| 26-Jun-17 | 53.53 | 58.88 | 56.38 | 55.69 |
| 25-Jun-17 | 53.61 | 58.97 | 56.47 | 55.77 |
| 24-Jun-17 | 53.76 | 59.13 | 56.63 | 55.92 |
| 23-Jun-17 | 53.85 | 59.23 | 56.73 | 56.01 |
| 22-Jun-17 | 53.94 | 59.32 | 56.82 | 56.09 |
| 21-Jun-17 | 53.96 | 59.34 | 56.84 | 56.12 |
| 20-Jun-17 | 53.96 | 59.34 | 56.85 | 56.12 |
| 19-Jun-17 | 54.01 | 59.39 | 56.89 | 56.16 |
| 18-Jun-17 | 54.14 | 59.53 | 57.03 | 56.29 |
| 17-Jun-17 | 54.32 | 59.73 | 57.23 | 56.48 |
| 16-Jun-17 | 54.49 | 59.90 | 57.41 | 56.65 |