

Table Posted: 26-Jun-25

Retail Selling Price of Diesel

Date of Revision	Delhi	Mumbai	Chennai	Kolkata
	(Rs./Litre)			
26-Jun-25	87.67	90.03	92.39	92.02
25-Jun-25	87.67	90.03	92.39	92.02
24-Jun-25	87.67	90.03	92.39	92.02
23-Jun-25	87.67	90.03	92.39	92.02
22-Jun-25	87.67	90.03	92.39	92.02
21-Jun-25	87.67	90.03	92.39	92.02
20-Jun-25	87.67	90.03	92.39	92.02
19-Jun-25	87.67	90.03	92.39	92.02
18-Jun-25	87.67	90.03	92.39	92.02
17-Jun-25	87.67	90.03	92.39	92.02
16-Jun-25	87.67	90.03	92.39	92.02
15-Jun-25	87.67	90.03	92.39	92.03
14-Jun-25	87.67	90.03	92.39	92.02
13-Jun-25	87.67	90.03	92.39	92.02
12-Jun-25	87.67	90.03	92.39	92.02
11-Jun-25	87.67	90.03	92.39	92.02
10-Jun-25	87.67	90.03	92.39	92.02
9-Jun-25	87.67	90.03	92.39	92.02
8-Jun-25	87.67	90.03	92.39	92.02
7-Jun-25	87.67	90.03	92.39	92.02
6-Jun-25	87.67	90.03	92.39	92.02
5-Jun-25	87.67	90.03	92.39	92.02
4-Jun-25	87.67	90.03	92.39	92.02
3-Jun-25	87.67	90.03	92.39	92.02
2-Jun-25	87.67	90.03	92.39	92.02
1-Jun-25	87.67	90.03	92.39	92.02
31-May-25	87.67	90.03	92.39	92.02
30-May-25	87.67	90.03	92.39	92.02
29-May-25	87.67	90.03	92.39	92.02
28-May-25	87.67	90.03	92.39	92.02
27-May-25	87.67	90.03	92.39	92.02
26-May-25	87.67	90.03	92.39	92.02
25-May-25	87.67	90.03	92.39	92.02
24-May-25	87.67	90.03	92.39	92.02
23-May-25	87.67	90.03	92.39	92.02
22-May-25	87.67	90.03	92.39	92.02
21-May-25	87.67	90.03	92.39	92.02
20-May-25	87.67	90.03	92.39	92.02
19-May-25	87.67	90.03	92.39	92.02
18-May-25	87.67	90.03	92.39	92.02
17-May-25	87.67	90.03	92.39	92.02
16-May-25	87.67	90.03	92.39	92.02
15-May-25	87.67	90.03	92.39	92.02
14-May-25	87.67	90.03	92.39	92.02
13-May-25	87.67	90.03	92.39	92.02
12-May-25	87.67	90.03	92.39	92.02
11-May-25	87.67	90.03	92.39	91.82
10-May-25	87.67	90.03	92.39	91.82
9-May-25	87.67	90.03	92.39	91.82
8-May-25	87.67	90.03	92.39	91.82
7-May-25	87.67	90.03	92.39	91.82
6-May-25	87.67	90.03	92.39	91.82
5-May-25	87.67	90.03	92.39	91.82
4-May-25	87.67	90.03	92.39	91.82
3-May-25	87.67	90.03	92.39	91.82
2-May-25	87.67	90.03	92.39	91.82
1-May-25	87.67	90.03	92.39	91.82
30-Apr-25	87.67	90.03	92.39	91.82
29-Apr-25	87.67	90.03	92.39	91.82
28-Apr-25	87.67	90.03	92.39	91.82
27-Apr-25	87.67	90.03	92.39	91.82
26-Apr-25	87.67	90.03	92.39	91.82
25-Apr-25	87.67	90.03	92.39	91.82
24-Apr-25	87.67	90.03	92.39	91.82
23-Apr-25	87.67	90.03	92.39	91.82
22-Apr-25	87.67	90.03	92.39	91.82
21-Apr-25	87.67	90.03	92.39	91.82
20-Apr-25	87.67	90.03	92.39	91.82
19-Apr-25	87.67	90.03	92.39	91.82
18-Apr-25	87.67	90.03	92.39	91.82
17-Apr-25	87.67	90.03	92.39	91.82
16-Apr-25	87.67	90.03	92.39	91.82
15-Apr-25	87.67	90.03	92.39	91.82
14-Apr-25	87.67	90.03	92.39	91.82
13-Apr-25	87.67	90.03	92.39	91.82
12-Apr-25	87.67	90.03	92.39	91.82
11-Apr-25	87.67	90.03	92.39	91.82
10-Apr-25	87.67	90.03	92.39	91.82
9-Apr-25	87.67	90.03	92.39	91.82
8-Apr-25	87.67	90.03	92.39	91.82
7-Apr-25	87.67	90.03	92.39	91.82
6-Apr-25	87.67	90.03	92.39	91.82
5-Apr-25	87.67	90.03	92.39	91.82
4-Apr-25	87.67	90.03	92.39	91.82
3-Apr-25	87.67	90.03	92.39	91.82
2-Apr-25	87.67	90.03	92.39	91.82
1-Apr-25	87.67	90.03	92.39	91.82
31-Mar-25	87.67	90.03	92.39	91.82

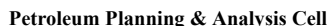
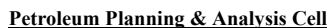


Table Posted: 26-Jun-25

Retail Selling Price of Diesel

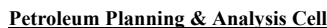
Date of Revision	Delhi	Mumbai	Chennai	Kolkata
	(Rs./Litre)			
30-Mar-25	87.67	90.03	92.39	91.82
29-Mar-25	87.67	90.03	92.39	91.82
28-Mar-25	87.67	90.03	92.39	91.82
27-Mar-25	87.67	90.03	92.39	91.82
26-Mar-25	87.67	90.03	92.39	91.82
25-Mar-25	87.67	90.03	92.39	91.82
24-Mar-25	87.67	90.03	92.39	91.82
23-Mar-25	87.67	90.03	92.39	91.82
22-Mar-25	87.67	90.03	92.39	91.82
21-Mar-25	87.67	90.03	92.39	91.82
20-Mar-25	87.67	90.03	92.39	91.82
19-Mar-25	87.67	90.03	92.39	91.82
18-Mar-25	87.67	90.03	92.39	91.82
17-Mar-25	87.67	90.03	92.39	91.82
16-Mar-25	87.67	90.03	92.39	91.82
15-Mar-25	87.67	90.03	92.39	91.82
14-Mar-25	87.67	90.03	92.39	91.82
13-Mar-25	87.67	90.03	92.39	91.82
12-Mar-25	87.67	90.03	92.39	91.82
11-Mar-25	87.67	90.03	92.39	91.82
10-Mar-25	87.67	90.03	92.39	91.82
9-Mar-25	87.67	90.03	92.39	91.82
8-Mar-25	87.67	90.03	92.39	91.82
7-Mar-25	87.67	90.03	92.39	91.82
6-Mar-25	87.67	90.03	92.39	91.82
5-Mar-25	87.67	90.03	92.39	91.82
4-Mar-25	87.67	90.03	92.39	91.82
3-Mar-25	87.67	90.03	92.39	91.82
2-Mar-25	87.67	90.03	92.39	91.82
1-Mar-25	87.67	90.03	92.39	91.82
28-Feb-25	87.67	90.03	92.39	91.82
27-Feb-25	87.67	90.03	92.39	91.82
26-Feb-25	87.67	90.03	92.39	91.82
25-Feb-25	87.67	90.03	92.39	91.82
24-Feb-25	87.67	90.03	92.39	91.82
23-Feb-25	87.67	90.03	92.39	91.82
22-Feb-25	87.67	90.03	92.39	91.82
21-Feb-25	87.67	90.03	92.39	91.82
20-Feb-25	87.67	90.03	92.39	91.82
19-Feb-25	87.67	90.03	92.39	91.82
18-Feb-25	87.67	90.03	92.39	91.82
17-Feb-25	87.67	90.03	92.39	91.82
16-Feb-25	87.67	90.03	92.39	91.82
15-Feb-25	87.67	90.03	92.39	91.82
14-Feb-25	87.67	90.03	92.39	91.82
13-Feb-25	87.67	90.03	92.39	91.82
12-Feb-25	87.67	90.03	92.39	91.82
11-Feb-25	87.67	90.03	92.39	91.82
10-Feb-25	87.67	90.03	92.39	91.82
9-Feb-25	87.67	90.03	92.39	91.82
8-Feb-25	87.67	90.03	92.39	91.82
7-Feb-25	87.67	90.03	92.39	91.82
6-Feb-25	87.67	90.03	92.39	91.82
5-Feb-25	87.67	90.03	92.39	91.82
4-Feb-25	87.67	90.03	92.39	91.82
3-Feb-25	87.67	90.03	92.39	91.82
2-Feb-25	87.67	90.03	92.39	91.82
1-Feb-25	87.67	90.03	92.39	91.82
31-Jan-25	87.67	90.03	92.39	91.82
30-Jan-25	87.67	90.03	92.39	91.82
29-Jan-25	87.67	90.03	92.39	91.82
28-Jan-25	87.67	90.03	92.39	91.82
27-Jan-25	87.67	90.03	92.39	91.82
26-Jan-25	87.67	90.03	92.39	91.82
25-Jan-25	87.67	90.03	92.39	91.82
24-Jan-25	87.67	90.03	92.39	91.82
23-Jan-25	87.67	90.03	92.39	91.82
22-Jan-25	87.67	90.03	92.39	91.82
21-Jan-25	87.67	90.03	92.39	91.82
20-Jan-25	87.67	90.03	92.39	91.82
19-Jan-25	87.67	90.03	92.39	91.82
18-Jan-25	87.67	90.03	92.39	91.82
17-Jan-25	87.67	90.03	92.39	91.82
16-Jan-25	87.67	90.03	92.39	91.82
15-Jan-25	87.67	90.03	92.39	91.82
14-Jan-25	87.67	90.03	92.39	91.82
13-Jan-25	87.67	90.03	92.39	91.82
12-Jan-25	87.67	90.03	92.39	91.82
11-Jan-25	87.67	90.03	92.39	91.82
10-Jan-25	87.67	90.03	92.39	91.82
9-Jan-25	87.67	90.03	92.39	91.82
8-Jan-25	87.67	90.03	92.39	91.82
7-Jan-25	87.67	90.03	92.39	91.82
6-Jan-25	87.67	90.03	92.39	91.82
5-Jan-25	87.67	90.03	92.39	91.82
4-Jan-25	87.67	90.03	92.39	91.82
3-Jan-25	87.67	90.03	92.39	91.82
2-Jan-25	87.67	90.03	92.39	91.82
1-Jan-25	87.67	90.03	92.39	91.82



Retail Selling Price of Petrol

Retail Selling Price of Diesel

Date of Revision	Delhi	Mumbai	Chennai	Kolkata
	(Rs./Litre)			
31-Dec-24	87.67	90.03	92.39	91.82
30-Dec-24	87.67	90.03	92.39	91.82
29-Dec-24	87.67	90.03	92.39	91.82
28-Dec-24	87.67	90.03	92.39	91.82
27-Dec-24	87.67	90.03	92.39	91.82
26-Dec-24	87.67	90.03	92.39	91.82
25-Dec-24	87.67	90.03	92.39	91.82
24-Dec-24	87.67	90.03	92.39	91.82
23-Dec-24	87.67	90.03	92.39	91.82
22-Dec-24	87.67	90.03	92.39	91.82
21-Dec-24	87.67	90.03	92.39	91.82
20-Dec-24	87.67	90.03	92.39	91.82
19-Dec-24	87.67	90.03	92.39	91.82
18-Dec-24	87.67	90.03	92.39	91.82
17-Dec-24	87.67	90.03	92.39	91.82
16-Dec-24	87.67	90.03	92.39	91.82
15-Dec-24	87.67	90.03	92.39	91.82
14-Dec-24	87.67	90.03	92.39	91.82
13-Dec-24	87.67	90.03	92.39	91.82
12-Dec-24	87.67	90.03	92.39	91.82
11-Dec-24	87.67	90.03	92.39	91.82
10-Dec-24	87.67	90.03	92.39	91.82
9-Dec-24	87.67	90.03	92.39	91.82
8-Dec-24	87.67	90.03	92.39	91.82
7-Dec-24	87.67	90.03	92.39	91.82
6-Dec-24	87.67	90.03	92.39	91.82
5-Dec-24	87.67	90.03	92.39	91.82
4-Dec-24	87.67	90.03	92.39	91.82
3-Dec-24	87.67	90.03	92.39	91.82
2-Dec-24	87.67	90.03	92.39	91.82
1-Dec-24	87.67	90.03	92.39	91.82
30-Nov-24	87.67	89.97	92.39	91.76
29-Nov-24	87.67	89.97	92.39	91.76
28-Nov-24	87.67	89.97	92.39	91.76
27-Nov-24	87.67	89.97	92.39	91.76
26-Nov-24	87.67	89.97	92.39	91.76
25-Nov-24	87.67	89.97	92.39	91.76
24-Nov-24	87.67	89.97	92.39	91.76
23-Nov-24	87.67	89.97	92.39	91.76
22-Nov-24	87.67	89.97	92.39	91.76
21-Nov-24	87.67	89.97	92.39	91.76
20-Nov-24	87.67	89.97	92.39	91.76
19-Nov-24	87.67	89.97	92.39	91.76
18-Nov-24	87.67	89.97	92.39	91.76
17-Nov-24	87.67	89.97	92.39	91.76
16-Nov-24	87.67	89.97	92.39	91.76
15-Nov-24	87.67	89.97	92.39	91.76
14-Nov-24	87.67	89.97	92.39	91.76
13-Nov-24	87.67	89.97	92.39	91.76
12-Nov-24	87.67	89.97	92.39	91.76
11-Nov-24	87.67	89.97	92.39	91.76
10-Nov-24	87.67	89.97	92.39	91.76
9-Nov-24	87.67	89.97	92.39	91.76
8-Nov-24	87.67	89.97	92.39	91.76
7-Nov-24	87.67	89.97	92.39	91.76
6-Nov-24	87.67	89.97	92.39	91.76
5-Nov-24	87.67	89.97	92.39	91.76
4-Nov-24	87.67	89.97	92.39	91.76
3-Nov-24	87.67	89.97	92.39	91.76
2-Nov-24	87.67	89.97	92.39	91.76
1-Nov-24	87.67	89.97	92.39	91.76
31-Oct-24	87.67	89.97	92.39	91.76
30-Oct-24	87.67	89.97	92.39	91.76
29-Oct-24	87.62	89.97	92.34	91.76
28-Oct-24	87.62	89.97	92.34	91.76
27-Oct-24	87.62	89.97	92.34	91.76
26-Oct-24	87.62	89.97	92.34	91.76
25-Oct-24	87.62	89.97	92.34	91.76
24-Oct-24	87.62	89.97	92.34	91.76
23-Oct-24	87.62	89.97	92.34	91.76
22-Oct-24	87.62	89.97	92.34	91.76
21-Oct-24	87.62	89.97	92.34	91.76
20-Oct-24	87.62	89.97	92.34	91.76
19-Oct-24	87.62	89.97	92.34	91.76
18-Oct-24	87.62	89.97	92.34	91.76
17-Oct-24	87.62	89.97	92.34	91.76
16-Oct-24	87.62	89.97	92.34	91.76
15-Oct-24	87.62	89.97	92.34	91.76
14-Oct-24	87.62	89.97	92.34	91.76
13-Oct-24	87.62	89.97	92.34	91.76
12-Oct-24	87.62	89.97	92.34	91.76
11-Oct-24	87.62	89.97	92.34	91.76
10-Oct-24	87.62	89.97	92.34	91.76
9-Oct-24	87.62	89.97	92.34	91.76
8-Oct-24	87.62	89.97	92.34	91.76
7-Oct-24	87.62	89.97	92.34	91.76
6-Oct-24	87.62	89.97	92.34	91.76
5-Oct-24	87.62	89.97	92.34	91.76
4-Oct-24	87.62	89.97	92.34	91.76



Retail Selling Price of Petrol

Retail Selling Price of Diesel

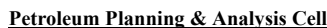
Date of Revision	Delhi	Mumbai	Chennai	Kolkata
	(Rs./Litre)			
3-Oct-24	87.62	89.97	92.34	91.76
2-Oct-24	87.62	89.97	92.34	91.76
1-Oct-24	87.62	89.97	92.34	91.76
30-Sep-24	87.62	89.97	92.34	91.76
29-Sep-24	87.62	89.97	92.34	91.76
28-Sep-24	87.62	89.97	92.34	91.76
27-Sep-24	87.62	89.97	92.34	91.76
26-Sep-24	87.62	89.97	92.34	91.76
25-Sep-24	87.62	89.97	92.34	91.76
24-Sep-24	87.62	89.97	92.34	91.76
23-Sep-24	87.62	89.97	92.34	91.76
22-Sep-24	87.62	89.97	92.34	91.76
21-Sep-24	87.62	89.97	92.34	91.76
20-Sep-24	87.62	89.97	92.34	91.76
19-Sep-24	87.62	89.97	92.34	91.76
18-Sep-24	87.62	89.97	92.34	91.76
17-Sep-24	87.62	89.97	92.34	91.76
16-Sep-24	87.62	89.97	92.34	91.76
15-Sep-24	87.62	89.97	92.34	91.76
14-Sep-24	87.62	89.97	92.34	91.76
13-Sep-24	87.62	89.97	92.34	91.76
12-Sep-24	87.62	89.97	92.34	91.76
11-Sep-24	87.62	89.97	92.34	91.76
10-Sep-24	87.62	89.97	92.34	91.76
9-Sep-24	87.62	89.97	92.34	91.76
8-Sep-24	87.62	89.97	92.34	91.76
7-Sep-24	87.62	89.97	92.34	91.76
6-Sep-24	87.62	89.97	92.34	91.76
5-Sep-24	87.62	89.97	92.34	91.76
4-Sep-24	87.62	89.97	92.34	91.76
3-Sep-24	87.62	89.97	92.34	91.76
2-Sep-24	87.62	89.97	92.34	91.76
1-Sep-24	87.62	89.97	92.34	91.76
31-Aug-24	87.62	89.97	92.34	91.76
30-Aug-24	87.62	89.97	92.34	91.76
29-Aug-24	87.62	89.97	92.34	91.76
28-Aug-24	87.62	89.97	92.34	91.76
27-Aug-24	87.62	89.97	92.34	91.76
26-Aug-24	87.62	89.97	92.34	91.76
25-Aug-24	87.62	89.97	92.34	91.76
24-Aug-24	87.62	89.97	92.34	91.76
23-Aug-24	87.62	89.97	92.34	91.76
22-Aug-24	87.62	89.97	92.34	91.76
21-Aug-24	87.62	89.97	92.34	91.76
20-Aug-24	87.62	89.97	92.34	91.76
19-Aug-24	87.62	89.97	92.34	91.76
18-Aug-24	87.62	89.97	92.34	91.76
17-Aug-24	87.62	89.97	92.34	91.76
16-Aug-24	87.62	89.97	92.34	91.76
15-Aug-24	87.62	89.97	92.34	91.76
14-Aug-24	87.62	89.97	92.34	91.76
13-Aug-24	87.62	89.97	92.34	91.76
12-Aug-24	87.62	89.97	92.34	91.76
11-Aug-24	87.62	89.97	92.34	91.76
10-Aug-24	87.62	89.97	92.34	91.76
9-Aug-24	87.62	89.97	92.34	91.76
8-Aug-24	87.62	89.97	92.34	91.76
7-Aug-24	87.62	89.97	92.34	91.76
6-Aug-24	87.62	89.97	92.34	91.76
5-Aug-24	87.62	89.97	92.34	91.76
4-Aug-24	87.62	89.97	92.34	91.76
3-Aug-24	87.62	89.97	92.34	91.76
2-Aug-24	87.62	89.97	92.34	91.76
1-Aug-24	87.62	89.97	92.34	91.76
31-Jul-24	87.62	89.97	92.34	91.76
30-Jul-24	87.62	89.97	92.34	91.76
29-Jul-24	87.62	89.97	92.34	91.76
28-Jul-24	87.62	89.97	92.34	91.76
27-Jul-24	87.62	89.97	92.34	91.76
26-Jul-24	87.62	89.97	92.34	91.76
25-Jul-24	87.62	89.97	92.34	91.76
24-Jul-24	87.62	89.97	92.34	91.76
23-Jul-24	87.62	89.97	92.34	91.76
22-Jul-24	87.62	89.97	92.34	91.76
21-Jul-24	87.62	89.97	92.34	91.76
20-Jul-24	87.62	89.97	92.34	91.76
19-Jul-24	87.62	89.97	92.34	91.76
18-Jul-24	87.62	89.97	92.34	91.76
17-Jul-24	87.62	89.97	92.34	91.76
16-Jul-24	87.62	89.97	92.34	91.76
15-Jul-24	87.62	89.97	92.34	91.76
14-Jul-24	87.62	89.97	92.34	91.76
13-Jul-24	87.62	89.97	92.34	91.76
12-Jul-24	87.62	89.97	92.34	91.76
11-Jul-24	87.62	89.97	92.34	91.76
10-Jul-24	87.62	89.97	92.34	91.76
9-Jul-24	87.62	89.97	92.34	91.76
8-Jul-24	87.62	89.97	92.34	91.76
7-Jul-24	87.62	89.97	92.34	91.76



26-Jun-25

Retail Selling Price of Diesel

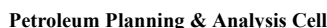
Date of Revision	Delhi	Mumbai	Chennai	Kolkata
	(Rs./Litre)			
6-Jul-24	87.62	89.97	92.34	91.76
5-Jul-24	87.62	89.97	92.34	91.76
4-Jul-24	87.62	89.97	92.34	91.76
3-Jul-24	87.62	89.97	92.34	91.76
2-Jul-24	87.62	89.97	92.34	91.76
1-Jul-24	87.62	89.97	92.34	91.76
30-Jun-24	87.62	89.97	92.34	90.76
29-Jun-24	87.62	89.97	92.34	90.76
28-Jun-24	87.62	92.15	92.34	90.76
27-Jun-24	87.62	92.15	92.34	90.76
26-Jun-24	87.62	92.15	92.34	90.76
25-Jun-24	87.62	92.15	92.34	90.76
24-Jun-24	87.62	92.15	92.34	90.76
23-Jun-24	87.62	92.15	92.34	90.76
22-Jun-24	87.62	92.15	92.34	90.76
21-Jun-24	87.62	92.15	92.34	90.76
20-Jun-24	87.62	92.15	92.34	90.76
19-Jun-24	87.62	92.15	92.34	90.76
18-Jun-24	87.62	92.15	92.34	90.76
17-Jun-24	87.62	92.15	92.34	90.76
16-Jun-24	87.62	92.15	92.34	90.76
15-Jun-24	87.62	92.15	92.34	90.76
14-Jun-24	87.62	92.15	92.34	90.76
13-Jun-24	87.62	92.15	92.34	90.76
12-Jun-24	87.62	92.15	92.34	90.76
11-Jun-24	87.62	92.15	92.34	90.76
10-Jun-24	87.62	92.15	92.34	90.76
9-Jun-24	87.62	92.15	92.34	90.76
8-Jun-24	87.62	92.15	92.34	90.76
7-Jun-24	87.62	92.15	92.34	90.76
6-Jun-24	87.62	92.15	92.34	90.76
5-Jun-24	87.62	92.15	92.34	90.76
4-Jun-24	87.62	92.15	92.34	90.76
3-Jun-24	87.62	92.15	92.34	90.76
2-Jun-24	87.62	92.15	92.34	90.76
1-Jun-24	87.62	92.15	92.34	90.76
31-May-24	87.62	92.15	92.34	90.76
30-May-24	87.62	92.15	92.34	90.76
29-May-24	87.62	92.15	92.34	90.76
28-May-24	87.62	92.15	92.34	90.76
27-May-24	87.62	92.15	92.34	90.76
26-May-24	87.62	92.15	92.34	90.76
25-May-24	87.62	92.15	92.34	90.76
24-May-24	87.62	92.15	92.34	90.76
23-May-24	87.62	92.15	92.34	90.76
22-May-24	87.62	92.15	92.34	90.76
21-May-24	87.62	92.15	92.34	90.76
20-May-24	87.62	92.15	92.34	90.76
19-May-24	87.62	92.15	92.34	90.76
18-May-24	87.62	92.15	92.34	90.76
17-May-24	87.62	92.15	92.34	90.76
16-May-24	87.62	92.15	92.34	90.76
15-May-24	87.62	92.15	92.34	90.76
14-May-24	87.62	92.15	92.34	90.76
13-May-24	87.62	92.15	92.34	90.76
12-May-24	87.62	92.15	92.34	90.76
11-May-24	87.62	92.15	92.34	90.76
10-May-24	87.62	92.15	92.34	90.76
9-May-24	87.62	92.15	92.34	90.76
8-May-24	87.62	92.15	92.34	90.76
7-May-24	87.62	92.15	92.34	90.76
6-May-24	87.62	92.15	92.34	90.76
5-May-24	87.62	92.15	92.34	90.76
4-May-24	87.62	92.15	92.34	90.76
3-May-24	87.62	92.15	92.34	90.76
2-May-24	87.62	92.15	92.34	90.76
1-May-24	87.62	92.15	92.34	90.76
30-Apr-24	87.62	92.15	92.34	90.76
29-Apr-24	87.62	92.15	92.34	90.76
28-Apr-24	87.62	92.15	92.34	90.76
27-Apr-24	87.62	92.15	92.34	90.76
26-Apr-24	87.62	92.15	92.34	90.76
25-Apr-24	87.62	92.15	92.34	90.76
24-Apr-24	87.62	92.15	92.34	9



26-Jun-25

Retail Selling Price of Diesel

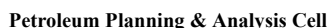
Date of Revision	Delhi	Mumbai	Chennai	Kolkata
	(Rs./Litre)			
8-Apr-24	87.62	92.15	92.34	90.76
7-Apr-24	87.62	92.15	92.34	90.76
6-Apr-24	87.62	92.15	92.34	90.76
5-Apr-24	87.62	92.15	92.34	90.76
4-Apr-24	87.62	92.15	92.34	90.76
3-Apr-24	87.62	92.15	92.34	90.76
2-Apr-24	87.62	92.15	92.34	90.76
1-Apr-24	87.62	92.15	92.34	90.76
31-Mar-24	87.62	92.15	92.34	90.76
30-Mar-24	87.62	92.15	92.34	90.76
29-Mar-24	87.62	92.15	92.34	90.76
28-Mar-24	87.62	92.15	92.34	90.76
27-Mar-24	87.62	92.15	92.34	90.76
26-Mar-24	87.62	92.15	92.34	90.76
25-Mar-24	87.62	92.15	92.34	90.76
24-Mar-24	87.62	92.15	92.34	90.76
23-Mar-24	87.62	92.15	92.34	90.76
22-Mar-24	87.62	92.15	92.34	90.76
21-Mar-24	87.62	92.15	92.34	90.76
20-Mar-24	87.62	92.15	92.34	90.76
19-Mar-24	87.62	92.15	92.34	90.76
18-Mar-24	87.62	92.15	92.34	90.76
17-Mar-24	87.62	92.15	92.34	90.76
16-Mar-24	87.62	92.15	92.34	90.76
15-Mar-24	87.62	92.15	92.34	90.76
14-Mar-24	89.62	94.27	94.24	92.76
13-Mar-24	89.62	94.27	94.24	92.76
12-Mar-24	89.62	94.27	94.24	92.76
11-Mar-24	89.62	94.27	94.24	92.76
10-Mar-24	89.62	94.27	94.24	92.76
9-Mar-24	89.62	94.27	94.24	92.76
8-Mar-24	89.62	94.27	94.24	92.76
7-Mar-24	89.62	94.27	94.24	92.76
6-Mar-24	89.62	94.27	94.24	92.76
5-Mar-24	89.62	94.27	94.24	92.76
4-Mar-24	89.62	94.27	94.24	92.76
3-Mar-24	89.62	94.27	94.24	92.76
2-Mar-24	89.62	94.27	94.24	92.76
1-Mar-24	89.62	94.27	94.24	92.76
29-Feb-24	89.62	94.27	94.24	92.76
28-Feb-24	89.62	94.27	94.24	92.76
27-Feb-24	89.62	94.27	94.24	92.76
26-Feb-24	89.62	94.27	94.24	92.76
25-Feb-24	89.62	94.27	94.24	92.76
24-Feb-24	89.62	94.27	94.24	92.76
23-Feb-24	89.62	94.27	94.24	92.76
22-Feb-24	89.62	94.27	94.24	92.76
21-Feb-24	89.62	94.27	94.24	92.76
20-Feb-24	89.62	94.27	94.24	92.76
19-Feb-24	89.62	94.27	94.24	92.76
18-Feb-24	89.62	94.27	94.24	92.76
17-Feb-24	89.62	94.27	94.24	92.76
16-Feb-24	89.62	94.27	94.24	92.76
15-Feb-24	89.62	94.27	94.24	92.76
14-Feb-24	89.62	94.27	94.24	92.76
13-Feb-24	89.62	94.27	94.24	92.76
12-Feb-24	89.62	94.27	94.24	92.76
11-Feb-24	89.62	94.27	94.24	92.76
10-Feb-24	89.62	94.27	94.24	92.76
9-Feb-24	89.62	94.27	94.24	92.76
8-Feb-24	89.62	94.27	94.24	92.76
7-Feb-24	89.62	94.27	94.24	92.76
6-Feb-24	89.62	94.27	94.24	92.76
5-Feb-24	89.62	94.27	94.24	92.76
4-Feb-24	89.62	94.27	94.24	92.76
3-Feb-24	89.62	94.27	94.24	92.76
2-Feb-24	89.62	94.27	94.24	92.76
1-Feb-24	89.62	94.27	94.24	92.76
31-Jan-24	89.62	94.27	94.24	92.76
30-Jan-24	89.62	94.27	94.24	92.76
29-Jan-24	89.62	94.27	94.24	92.76
28-Jan-24	89.62	94.27	94.24	92.76
27-Jan-24	89.62	94.27	94.24	92.76
26-Jan-24	89.62	94.27	94.24	92.



26-Jun-25

Retail Selling Price of Diesel

Date of Revision	Delhi	Mumbai	Chennai	Kolkata
	(Rs./Litre)			
10-Jan-24	89.62	94.27	94.24	92.76
9-Jan-24	89.62	94.27	94.24	92.76
8-Jan-24	89.62	94.27	94.24	92.76
7-Jan-24	89.62	94.27	94.24	92.76
6-Jan-24	89.62	94.27	94.24	92.76
5-Jan-24	89.62	94.27	94.24	92.76
4-Jan-24	89.62	94.27	94.24	92.76
3-Jan-24	89.62	94.27	94.24	92.76
2-Jan-24	89.62	94.27	94.24	92.76
1-Jan-24	89.62	94.27	94.24	92.76
31-Dec-23	89.62	94.27	94.24	92.76
30-Dec-23	89.62	94.27	94.24	92.76
29-Dec-23	89.62	94.27	94.24	92.76
28-Dec-23	89.62	94.27	94.24	92.76
27-Dec-23	89.62	94.27	94.24	92.76
26-Dec-23	89.62	94.27	94.24	92.76
25-Dec-23	89.62	94.27	94.24	92.76
24-Dec-23	89.62	94.27	94.24	92.76
23-Dec-23	89.62	94.27	94.24	92.76
22-Dec-23	89.62	94.27	94.24	92.76
21-Dec-23	89.62	94.27	94.24	92.76
20-Dec-23	89.62	94.27	94.24	92.76
19-Dec-23	89.62	94.27	94.24	92.76
18-Dec-23	89.62	94.27	94.24	92.76
17-Dec-23	89.62	94.27	94.24	92.76
16-Dec-23	89.62	94.27	94.24	92.76
15-Dec-23	89.62	94.27	94.24	92.76
14-Dec-23	89.62	94.27	94.24	92.76
13-Dec-23	89.62	94.27	94.24	92.76
12-Dec-23	89.62	94.27	94.24	92.76
11-Dec-23	89.62	94.27	94.24	92.76
10-Dec-23	89.62	94.27	94.24	92.76
9-Dec-23	89.62	94.27	94.24	92.76
8-Dec-23	89.62	94.27	94.24	92.76
7-Dec-23	89.62	94.27	94.24	92.76
6-Dec-23	89.62	94.27	94.24	92.76
5-Dec-23	89.62	94.27	94.24	92.76
4-Dec-23	89.62	94.27	94.24	92.76
3-Dec-23	89.62	94.27	94.24	92.76
2-Dec-23	89.62	94.27	94.24	92.76
1-Dec-23	89.62	94.27	94.24	92.76
30-Nov-23	89.62	94.27	94.24	92.76
29-Nov-23	89.62	94.27	94.24	92.76
28-Nov-23	89.62	94.27	94.24	92.76
27-Nov-23	89.62	94.27	94.24	92.76
26-Nov-23	89.62	94.27	94.24	92.76
25-Nov-23	89.62	94.27	94.24	92.76
24-Nov-23	89.62	94.27	94.24	92.76
23-Nov-23	89.62	94.27	94.24	92.76
22-Nov-23	89.62	94.27	94.24	92.76
21-Nov-23	89.62	94.27	94.24	92.76
20-Nov-23	89.62	94.27	94.24	92.76
19-Nov-23	89.62	94.27	94.24	92.76
18-Nov-23	89.62	94.27	94.24	92.76
17-Nov-23	89.62	94.27	94.24	92.76
16-Nov-23	89.62	94.27	94.24	92.76
15-Nov-23	89.62	94.27	94.24	92.76
14-Nov-23	89.62	94.27	94.24	92.76
13-Nov-23	89.62	94.27	94.24	92.76
12-Nov-23	89.62	94.27	94.24	92.76
11-Nov-23	89.62	94.27	94.24	92.76
10-Nov-23	89.62	94.27	94.24	92.76
9-Nov-23	89.62	94.27	94.24	92.76
8-Nov-23	89.62	94.27	94.24	92.76
7-Nov-23	89.62	94.27	94.24	92.76
6-Nov-23	89.62	94.27	94.24	92.76
5-Nov-23	89.62	94.27	94.24	92.76
4-Nov-23	89.62	94.27	94.24	92.76
3-Nov-23	89.62	94.27	94.24	92.76
2-Nov-23	89.62	94.27	94.24	92.76
1-Nov-23	89.62	94.27	94.24	92.76
31-Oct-23	89.62	94.27	94.24	92.76
30-Oct-23	89.62	94.27	94.24	92.76
29-Oct-23	89.62	94.27	94.24	92.7



Retail Selling Price of Petrol

Retail Selling Price of Diesel

Date of Revision	Delhi	Mumbai	Chennai	Kolkata
	(Rs./Litre)			
13-Oct-23	89.62	94.27	94.24	92.76
12-Oct-23	89.62	94.27	94.24	92.76
11-Oct-23	89.62	94.27	94.24	92.76
10-Oct-23	89.62	94.27	94.24	92.76
9-Oct-23	89.62	94.27	94.24	92.76
8-Oct-23	89.62	94.27	94.24	92.76
7-Oct-23	89.62	94.27	94.24	92.76
6-Oct-23	89.62	94.27	94.24	92.76
5-Oct-23	89.62	94.27	94.24	92.76
4-Oct-23	89.62	94.27	94.24	92.76
3-Oct-23	89.62	94.27	94.24	92.76
2-Oct-23	89.62	94.27	94.24	92.76
1-Oct-23	89.62	94.27	94.24	92.76
30-Sep-23	89.62	94.27	94.24	92.76
29-Sep-23	89.62	94.27	94.24	92.76
28-Sep-23	89.62	94.27	94.24	92.76
27-Sep-23	89.62	94.27	94.24	92.76
26-Sep-23	89.62	94.27	94.24	92.76
25-Sep-23	89.62	94.27	94.24	92.76
24-Sep-23	89.62	94.27	94.24	92.76
23-Sep-23	89.62	94.27	94.24	92.76
22-Sep-23	89.62	94.27	94.24	92.76
21-Sep-23	89.62	94.27	94.24	92.76
20-Sep-23	89.62	94.27	94.24	92.76
19-Sep-23	89.62	94.27	94.24	92.76
18-Sep-23	89.62	94.27	94.24	92.76
17-Sep-23	89.62	94.27	94.24	92.76
16-Sep-23	89.62	94.27	94.24	92.76
15-Sep-23	89.62	94.27	94.24	92.76
14-Sep-23	89.62	94.27	94.24	92.76
13-Sep-23	89.62	94.27	94.24	92.76
12-Sep-23	89.62	94.27	94.24	92.76
11-Sep-23	89.62	94.27	94.24	92.76
10-Sep-23	89.62	94.27	94.24	92.76
9-Sep-23	89.62	94.27	94.24	92.76
8-Sep-23	89.62	94.27	94.24	92.76
7-Sep-23	89.62	94.27	94.24	92.76
6-Sep-23	89.62	94.27	94.24	92.76
5-Sep-23	89.62	94.27	94.24	92.76
4-Sep-23	89.62	94.27	94.24	92.76
3-Sep-23	89.62	94.27	94.24	92.76
2-Sep-23	89.62	94.27	94.24	92.76
1-Sep-23	89.62	94.27	94.24	92.76
31-Aug-23	89.62	94.27	94.24	92.76
30-Aug-23	89.62	94.27	94.24	92.76
29-Aug-23	89.62	94.27	94.24	92.76
28-Aug-23	89.62	94.27	94.24	92.76
27-Aug-23	89.62	94.27	94.24	92.76
26-Aug-23	89.62	94.27	94.24	92.76
25-Aug-23	89.62	94.27	94.24	92.76
24-Aug-23	89.62	94.27	94.24	92.76
23-Aug-23	89.62	94.27	94.24	92.76
22-Aug-23	89.62	94.27	94.24	92.76
21-Aug-23	89.62	94.27	94.24	92.76
20-Aug-23	89.62	94.27	94.24	92.76
19-Aug-23	89.62	94.27	94.24	92.76
18-Aug-23	89.62	94.27	94.24	92.76
17-Aug-23	89.62	94.27	94.24	92.76
16-Aug-23	89.62	94.27	94.24	92.76
15-Aug-23	89.62	94.27	94.24	92.76
14-Aug-23	89.62	94.27	94.24	92.76
13-Aug-23	89.62	94.27	94.24	92.76
12-Aug-23	89.62	94.27	94.24	92.76
11-Aug-23	89.62	94.27	94.24	92.76
10-Aug-23	89.62	94.27	94.24	92.76
9-Aug-23	89.62	94.27	94.24	92.76
8-Aug-23	89.62	94.27	94.24	92.76
7-Aug-23	89.62	94.27	94.24	92.76
6-Aug-23	89.62	94.27	94.24	92.76
5-Aug-23	89.62	94.27	94.24	92.76
4-Aug-23	89.62	94.27	94.24	92.76
3-Aug-23	89.62	94.27	94.24	92.76
2-Aug-23	89.62	94.27	94.24	92.76
1-Aug-23	89.62	94.27	94.24	92.7

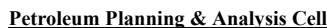


Table Posted: 26-Jun-25

Retail Selling Price of Diesel

Date of Revision	Delhi	Mumbai	Chennai	Kolkata
	(Rs./Litre)			
16-Jul-23	89.62	94.27	94.24	92.76
15-Jul-23	89.62	94.27	94.24	92.76
14-Jul-23	89.62	94.27	94.24	92.76
13-Jul-23	89.62	94.27	94.24	92.76
12-Jul-23	89.62	94.27	94.24	92.76
11-Jul-23	89.62	94.27	94.24	92.76
10-Jul-23	89.62	94.27	94.24	92.76
9-Jul-23	89.62	94.27	94.24	92.76
8-Jul-23	89.62	94.27	94.24	92.76
7-Jul-23	89.62	94.27	94.24	92.76
6-Jul-23	89.62	94.27	94.24	92.76
5-Jul-23	89.62	94.27	94.24	92.76
4-Jul-23	89.62	94.27	94.24	92.76
3-Jul-23	89.62	94.27	94.24	92.76
2-Jul-23	89.62	94.27	94.24	92.76
1-Jul-23	89.62	94.27	94.24	92.76
30-Jun-23	89.62	94.27	94.24	92.76
29-Jun-23	89.62	94.27	94.24	92.76
28-Jun-23	89.62	94.27	94.24	92.76
27-Jun-23	89.62	94.27	94.24	92.76
26-Jun-23	89.62	94.27	94.24	92.76
25-Jun-23	89.62	94.27	94.24	92.76
24-Jun-23	89.62	94.27	94.24	92.76
23-Jun-23	89.62	94.27	94.24	92.76
22-Jun-23	89.62	94.27	94.24	92.76
21-Jun-23	89.62	94.27	94.24	92.76
20-Jun-23	89.62	94.27	94.24	92.76
19-Jun-23	89.62	94.27	94.24	92.76
18-Jun-23	89.62	94.27	94.24	92.76
17-Jun-23	89.62	94.27	94.24	92.76
16-Jun-23	89.62	94.27	94.24	92.76
15-Jun-23	89.62	94.27	94.24	92.76
14-Jun-23	89.62	94.27	94.24	92.76
13-Jun-23	89.62	94.27	94.24	92.76
12-Jun-23	89.62	94.27	94.24	92.76
11-Jun-23	89.62	94.27	94.24	92.76
10-Jun-23	89.62	94.27	94.24	92.76
9-Jun-23	89.62	94.27	94.24	92.76
8-Jun-23	89.62	94.27	94.24	92.76
7-Jun-23	89.62	94.27	94.24	92.76
6-Jun-23	89.62	94.27	94.24	92.76
5-Jun-23	89.62	94.27	94.24	92.76
4-Jun-23	89.62	94.27	94.24	92.76
3-Jun-23	89.62	94.27	94.24	92.76
2-Jun-23	89.62	94.27	94.24	92.76
1-Jun-23	89.62	94.27	94.24	92.76
31-May-23	89.62	94.27	94.24	92.76
30-May-23	89.62	94.27	94.24	92.76
29-May-23	89.62	94.27	94.24	92.76
28-May-23	89.62	94.27	94.24	92.76
27-May-23	89.62	94.27	94.24	92.76
26-May-23	89.62	94.27	94.24	92.76
25-May-23	89.62	94.27	94.24	92.76
24-May-23	89.62	94.27	94.24	92.76
23-May-23	89.62	94.27	94.24	92.76
22-May-23	89.62	94.27	94.24	92.76
21-May-23	89.62	94.27	94.24	92.76
20-May-23	89.62	94.27	94.24	92.76
19-May-23	89.62	94.27	94.24	92.76
18-May-23	89.62	94.27	94.24	92.76
17-May-23	89.62	94.27	94.24	92.76
16-May-23	89.62	94.27	94.24	92.76
15-May-23	89.62	94.27	94.24	92.76
14-May-23	89.62	94.27	94.24	92.76
13-May-23	89.62	94.27	94.24	92.76
12-May-23	89.62	94.27	94.24	92.76
11-May-23	89.62	94.27	94.24	92.76
10-May-23	89.62	94.27	94.24	92.76
9-May-23	89.62	94.27	94.24	92.76
8-May-23	89.62	94.27	94.24	92.76
7-May-23	89.62	94.27	94.24	92.76
6-May-23	89.62	94.27	94.24	92.76
5-May-23	89.62	94.27	94.24	92.76
4-May-23	89.62	94.27	94.24	9

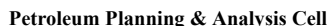
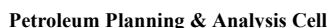


Table Posted: 26-Jun-25

Retail Selling Price of Petrol

Retail Selling Price of Diesel

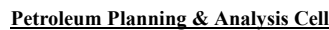
Date of Revision	Delhi	Mumbai	Chennai	Kolkata
	(Rs./Litre)			
18-Apr-23	89.62	94.27	94.24	92.76
17-Apr-23	89.62	94.27	94.24	92.76
16-Apr-23	89.62	94.27	94.24	92.76
15-Apr-23	89.62	94.27	94.24	92.76
14-Apr-23	89.62	94.27	94.24	92.76
13-Apr-23	89.62	94.27	94.24	92.76
12-Apr-23	89.62	94.27	94.24	92.76
11-Apr-23	89.62	94.27	94.24	92.76
10-Apr-23	89.62	94.27	94.24	92.76
9-Apr-23	89.62	94.27	94.24	92.76
8-Apr-23	89.62	94.27	94.24	92.76
7-Apr-23	89.62	94.27	94.24	92.76
6-Apr-23	89.62	94.27	94.24	92.76
5-Apr-23	89.62	94.27	94.24	92.76
4-Apr-23	89.62	94.27	94.24	92.76
3-Apr-23	89.62	94.27	94.24	92.76
2-Apr-23	89.62	94.27	94.24	92.76
1-Apr-23	89.62	94.27	94.24	92.76
31-Mar-23	89.62	94.27	94.24	92.76
30-Mar-23	89.62	94.27	94.24	92.76
29-Mar-23	89.62	94.27	94.24	92.76
28-Mar-23	89.62	94.27	94.24	92.76
27-Mar-23	89.62	94.27	94.24	92.76
26-Mar-23	89.62	94.27	94.24	92.76
25-Mar-23	89.62	94.27	94.24	92.76
24-Mar-23	89.62	94.27	94.24	92.76
23-Mar-23	89.62	94.27	94.24	92.76
22-Mar-23	89.62	94.27	94.24	92.76
21-Mar-23	89.62	94.27	94.24	92.76
20-Mar-23	89.62	94.27	94.24	92.76
19-Mar-23	89.62	94.27	94.24	92.76
18-Mar-23	89.62	94.27	94.24	92.76
17-Mar-23	89.62	94.27	94.24	92.76
16-Mar-23	89.62	94.27	94.24	92.76
15-Mar-23	89.62	94.27	94.24	92.76
14-Mar-23	89.62	94.27	94.24	92.76
13-Mar-23	89.62	94.27	94.24	92.76
12-Mar-23	89.62	94.27	94.24	92.76
11-Mar-23	89.62	94.27	94.24	92.76
10-Mar-23	89.62	94.27	94.24	92.76
9-Mar-23	89.62	94.27	94.24	92.76
8-Mar-23	89.62	94.27	94.24	92.76
7-Mar-23	89.62	94.27	94.24	92.76
6-Mar-23	89.62	94.27	94.24	92.76
5-Mar-23	89.62	94.27	94.24	92.76
4-Mar-23	89.62	94.27	94.24	92.76
3-Mar-23	89.62	94.27	94.24	92.76
2-Mar-23	89.62	94.27	94.24	92.76
1-Mar-23	89.62	94.27	94.24	92.76
28-Feb-23	89.62	94.27	94.24	92.76
27-Feb-23	89.62	94.27	94.24	92.76
26-Feb-23	89.62	94.27	94.24	92.76
25-Feb-23	89.62	94.27	94.24	92.76
24-Feb-23	89.62	94.27	94.24	92.76
23-Feb-23	89.62	94.27	94.24	92.76
22-Feb-23	89.62	94.27	94.24	92.76
21-Feb-23	89.62	94.27	94.24	92.76
20-Feb-23	89.62	94.27	94.24	92.76
19-Feb-23	89.62	94.27	94.24	92.76
18-Feb-23	89.62	94.27	94.24	92.76
17-Feb-23	89.62	94.27	94.24	92.76
16-Feb-23	89.62	94.27	94.24	92.76
15-Feb-23	89.62	94.27	94.24	92.76
14-Feb-23	89.62	94.27	94.24	92.76
13-Feb-23	89.62	94.27	94.24	92.76
12-Feb-23	89.62	94.27	94.24	92.76
11-Feb-23	89.62	94.27	94.24	92.76
10-Feb-23	89.62	94.27	94.24	92.76
9-Feb-23	89.62	94.27	94.24	92.76
8-Feb-23	89.62	94.27	94.24	92.76
7-Feb-23	89.62	94.27	94.24	92.76
6-Feb-23	89.62	94.27	94.24	92.76



Retail Selling Price of Petrol

Retail Selling Price of Diesel

Date of Revision	Delhi	Mumbai	Chennai	Kolkata
	(Rs./Litre)			
19-Jan-23	89.62	94.27	94.24	92.76
18-Jan-23	89.62	94.27	94.24	92.76
17-Jan-23	89.62	94.27	94.24	92.76
16-Jan-23	89.62	94.27	94.24	92.76
15-Jan-23	89.62	94.27	94.24	92.76
14-Jan-23	89.62	94.27	94.24	92.76
13-Jan-23	89.62	94.27	94.24	92.76
12-Jan-23	89.62	94.27	94.24	92.76
11-Jan-23	89.62	94.27	94.24	92.76
10-Jan-23	89.62	94.27	94.24	92.76
9-Jan-23	89.62	94.27	94.24	92.76
8-Jan-23	89.62	94.27	94.24	92.76
7-Jan-23	89.62	94.27	94.24	92.76
6-Jan-23	89.62	94.27	94.24	92.76
5-Jan-23	89.62	94.27	94.24	92.76
4-Jan-23	89.62	94.27	94.24	92.76
3-Jan-23	89.62	94.27	94.24	92.76
2-Jan-23	89.62	94.27	94.24	92.76
1-Jan-23	89.62	94.27	94.24	92.76
31-Dec-22	89.62	94.27	94.24	92.76
30-Dec-22	89.62	94.27	94.24	92.76
29-Dec-22	89.62	94.27	94.24	92.76
28-Dec-22	89.62	94.27	94.24	92.76
27-Dec-22	89.62	94.27	94.24	92.76
26-Dec-22	89.62	94.27	94.24	92.76
25-Dec-22	89.62	94.27	94.24	92.76
24-Dec-22	89.62	94.27	94.24	92.76
23-Dec-22	89.62	94.27	94.24	92.76
22-Dec-22	89.62	94.27	94.24	92.76
21-Dec-22	89.62	94.27	94.24	92.76
20-Dec-22	89.62	94.27	94.24	92.76
19-Dec-22	89.62	94.27	94.24	92.76
18-Dec-22	89.62	94.27	94.24	92.76
17-Dec-22	89.62	94.27	94.24	92.76
16-Dec-22	89.62	94.27	94.24	92.76
15-Dec-22	89.62	94.27	94.24	92.76
14-Dec-22	89.62	94.27	94.24	92.76
13-Dec-22	89.62	94.27	94.24	92.76
12-Dec-22	89.62	94.27	94.24	92.76
11-Dec-22	89.62	94.27	94.24	92.76
10-Dec-22	89.62	94.27	94.24	92.76
9-Dec-22	89.62	94.27	94.24	92.76
8-Dec-22	89.62	94.27	94.24	92.76
7-Dec-22	89.62	94.27	94.24	92.76
6-Dec-22	89.62	94.27	94.24	92.76
5-Dec-22	89.62	94.27	94.24	92.76
4-Dec-22	89.62	94.27	94.24	92.76
3-Dec-22	89.62	94.27	94.24	92.76
2-Dec-22	89.62	94.27	94.24	92.76
1-Dec-22	89.62	94.27	94.24	92.76
30-Nov-22	89.62	94.27	94.24	92.76
29-Nov-22	89.62	94.27	94.24	92.76
28-Nov-22	89.62	94.27	94.24	92.76
27-Nov-22	89.62	94.27	94.24	92.76
26-Nov-22	89.62	94.27	94.24	92.76
25-Nov-22	89.62	94.27	94.24	92.76
24-Nov-22	89.62	94.27	94.24	92.76
23-Nov-22	89.62	94.27	94.24	92.76
22-Nov-22	89.62	94.27	94.24	92.76
21-Nov-22	89.62	94.27	94.24	92.76
20-Nov-22	89.62	94.27	94.24	92.76
19-Nov-22	89.62	94.27	94.24	92.76
18-Nov-22	89.62	94.27	94.24	92.76
17-Nov-22	89.62	94.27	94.24	92.76
16-Nov-22	89.62	94.27	94.24	92.76
15-Nov-22	89.62	94.27	94.24	92.76
14-Nov-22	89.62	94.27	94.24	92.76
13-Nov-22	89.62	94.27	94.24	92.76
12-Nov-22	89.62	94.27	94.24	92.76
11-Nov-22	89.62	94.27	94.24	92.76
10-Nov-22	89.62	94.27	94.24	92.76
9-Nov-22	89.62	94.27	94.24	92.76
8-Nov-22	89.62	94.27	94.24	92.76
7-Nov-22	89.62	94.27	94.24	92.76
6-Nov-22	89.62	94.27	94.24	92.76
5-Nov-22	89.62	94.27	94.24	92.76
4-Nov-22	89.62	94.27	94.24	92.76
3-Nov-22	89.62	94.27	94.24	92.76
2-Nov-22	89.62	94.27	94.24	92.76
1-Nov-22	89.62	94.27	94.24	92.76
31-Oct-22	89.62	94.27	94.24	92.76
30-Oct-22	89.62	94.27	94.24	92.76
29-Oct-22	89.62	94.27	94.24	92.76
28-Oct-22	89.62	94.27	94.24	92.76
27-Oct-22	89.62	94.27	94.24	92.76
26-Oct-22	89.62	94.27	94.24	92.76
25-Oct-22	89.62	94.27	94.24	92.76
24-Oct-22	89.62	94.27	94.24	92.76
23-Oct-22	89.62	94.27	94.24	92.76



Retail Selling Price of Petrol

Retail Selling Price of Diesel

	Delhi	Mumbai	Chennai	Kolkata
Date of Revision	(Rs./Litre)			
22-Oct-22	89.62	94.27	94.24	92.76
21-Oct-22	89.62	94.27	94.24	92.76
20-Oct-22	89.62	94.27	94.24	92.76
19-Oct-22	89.62	94.27	94.24	92.76
18-Oct-22	89.62	94.27	94.24	92.76
17-Oct-22	89.62	94.27	94.24	92.76
16-Oct-22	89.62	94.27	94.24	92.76
15-Oct-22	89.62	94.27	94.24	92.76
14-Oct-22	89.62	94.27	94.24	92.76
13-Oct-22	89.62	94.27	94.24	92.76
12-Oct-22	89.62	94.27	94.24	92.76
11-Oct-22	89.62	94.27	94.24	92.76
10-Oct-22	89.62	94.27	94.24	92.76
9-Oct-22	89.62	94.27	94.24	92.76
8-Oct-22	89.62	94.27	94.24	92.76
7-Oct-22	89.62	94.27	94.24	92.76
6-Oct-22	89.62	94.27	94.24	92.76
5-Oct-22	89.62	94.27	94.24	92.76
4-Oct-22	89.62	94.27	94.24	92.76
3-Oct-22	89.62	94.27	94.24	92.76
2-Oct-22	89.62	94.27	94.24	92.76
1-Oct-22	89.62	94.27	94.24	92.76
30-Sep-22	89.62	94.27	94.24	92.76
29-Sep-22	89.62	94.27	94.24	92.76
28-Sep-22	89.62	94.27	94.24	92.76
27-Sep-22	89.62	94.27	94.24	92.76
26-Sep-22	89.62	94.27	94.24	92.76
25-Sep-22	89.62	94.27	94.24	92.76
24-Sep-22	89.62	94.27	94.24	92.76
23-Sep-22	89.62	94.27	94.24	92.76
22-Sep-22	89.62	94.27	94.24	92.76
21-Sep-22	89.62	94.27	94.24	92.76
20-Sep-22	89.62	94.27	94.24	92.76
19-Sep-22	89.62	94.27	94.24	92.76
18-Sep-22	89.62	94.27	94.24	92.76
17-Sep-22	89.62	94.27	94.24	92.76
16-Sep-22	89.62	94.27	94.24	92.76
15-Sep-22	89.62	94.27	94.24	92.76
14-Sep-22	89.62	94.27	94.24	92.76
13-Sep-22	89.62	94.27	94.24	92.76
12-Sep-22	89.62	94.27	94.24	92.76
11-Sep-22	89.62	94.27	94.24	92.76
10-Sep-22	89.62	94.27	94.24	92.76
9-Sep-22	89.62	94.27	94.24	92.76
8-Sep-22	89.62	94.27	94.24	92.76
7-Sep-22	89.62	94.27	94.24	92.76
6-Sep-22	89.62	94.27	94.24	92.76
5-Sep-22	89.62	94.27	94.24	92.76
4-Sep-22	89.62	94.27	94.24	92.76
3-Sep-22	89.62	94.27	94.24	92.76
2-Sep-22	89.62	94.27	94.24	92.76
1-Sep-22	89.62	94.27	94.24	92.76
31-Aug-22	89.62	94.27	94.24	92.76
30-Aug-22	89.62	94.27	94.24	92.76
29-Aug-22	89.62	94.27	94.24	92.76
28-Aug-22	89.62	94.27	94.24	92.76
27-Aug-22	89.62	94.27	94.24	92.76
26-Aug-22	89.62	94.27	94.24	92.76
25-Aug-22	89.62	94.27	94.24	92.76
24-Aug-22	89.62	94.27	94.24	92.76
23-Aug-22	89.62	94.27	94.24	92.76
22-Aug-22	89.62	94.27	94.24	92.76
21-Aug-22	89.62	94.27	94.24	92.76
20-Aug-22	89.62	94.27	94.24	92.76
19-Aug-22	89.62	94.27	94.24	92.76
18-Aug-22	89.62	94.27	94.24	92.76
17-Aug-22	89.62	94.27	94.24	92.76
16-Aug-22	89.62	94.27	94.24	92.76
15-Aug-22	89.62	94.27	94.24	92.76
14-Aug-22	89.62	94.27	94.24	92.76
13-Aug-22	89.62	94.27	94.24	92.76
12-Aug-22	89.62	94.27	94.24	92.76
11-Aug-22	89.62	94.27	94.24	92.76
10-Aug-22	89.62	94.27	94.24	92.76
9-Aug-22	89.62	94.27	94.24	92.76
8-Aug-22	89.62	94.27	94.24	92.76
7-Aug-22	89.62	94.27	94.24	92.76
6-Aug-22	89.62	94.27	94.24	92.76
5-Aug-22	89.62	94.27	94.24	92.76
4-Aug-22	89.62	94.27	94.24	92.76
3-Aug-22	89.62	94.27	94.24	92.76
2-Aug-22	89.62	94.27	94.24	92.76
1-Aug-22	89.62	94.27	94.24	92.76
31-Jul-22	89.62	94.27	94.24	92.76
30-Jul-22	89.62	94.27	94.24	92.76
29-Jul-22	89.62	94.27	94.24	92.76
28-Jul-22	89.62	94.27	94.24	92.76

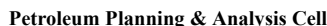


Table Posted: 26-Jun-25

Retail Selling Price of Diesel

Date of Revision	Delhi	Mumbai	Chennai	Kolkata
	(Rs./Litre)			
27-Jul-22	89.62	94.27	94.24	92.76
26-Jul-22	89.62	94.27	94.24	92.76
25-Jul-22	89.62	94.27	94.24	92.76
24-Jul-22	89.62	94.27	94.24	92.76
23-Jul-22	89.62	94.27	94.24	92.76
22-Jul-22	89.62	94.27	94.24	92.76
21-Jul-22	89.62	94.27	94.24	92.76
20-Jul-22	89.62	94.27	94.24	92.76
19-Jul-22	89.62	94.27	94.24	92.76
18-Jul-22	89.62	94.27	94.24	92.76
17-Jul-22	89.62	94.27	94.24	92.76
16-Jul-22	89.62	94.27	94.24	92.76
15-Jul-22	89.62	94.27	94.24	92.76
14-Jul-22	89.62	97.28	94.24	92.76
13-Jul-22	89.62	97.28	94.24	92.76
12-Jul-22	89.62	97.28	94.24	92.76
11-Jul-22	89.62	97.28	94.24	92.76
10-Jul-22	89.62	97.28	94.24	92.76
9-Jul-22	89.62	97.28	94.24	92.76
8-Jul-22	89.62	97.28	94.24	92.76
7-Jul-22	89.62	97.28	94.24	92.76
6-Jul-22	89.62	97.28	94.24	92.76
5-Jul-22	89.62	97.28	94.24	92.76
4-Jul-22	89.62	97.28	94.24	92.76
3-Jul-22	89.62	97.28	94.24	92.76
2-Jul-22	89.62	97.28	94.24	92.76
1-Jul-22	89.62	97.28	94.24	92.76
30-Jun-22	89.62	97.28	94.24	92.76
29-Jun-22	89.62	97.28	94.24	92.76
28-Jun-22	89.62	97.28	94.24	92.76
27-Jun-22	89.62	97.28	94.24	92.76
26-Jun-22	89.62	97.28	94.24	92.76
25-Jun-22	89.62	97.28	94.24	92.76
24-Jun-22	89.62	97.28	94.24	92.76
23-Jun-22	89.62	97.28	94.24	92.76
22-Jun-22	89.62	97.28	94.24	92.76
21-Jun-22	89.62	97.28	94.24	92.76
20-Jun-22	89.62	97.28	94.24	92.76
19-Jun-22	89.62	97.28	94.24	92.76
18-Jun-22	89.62	97.28	94.24	92.76
17-Jun-22	89.62	97.28	94.24	92.76
16-Jun-22	89.62	97.28	94.24	92.76
15-Jun-22	89.62	97.28	94.24	92.76
14-Jun-22	89.62	97.28	94.24	92.76
13-Jun-22	89.62	97.28	94.24	92.76
12-Jun-22	89.62	97.28	94.24	92.76
11-Jun-22	89.62	97.28	94.24	92.76
10-Jun-22	89.62	97.28	94.24	92.76
9-Jun-22	89.62	97.28	94.24	92.76
8-Jun-22	89.62	97.28	94.24	92.76
7-Jun-22	89.62	97.28	94.24	92.76
6-Jun-22	89.62	97.28	94.24	92.76
5-Jun-22	89.62	97.28	94.24	92.76
4-Jun-22	89.62	97.28	94.24	92.76
3-Jun-22	89.62	97.28	94.24	92.76
2-Jun-22	89.62	97.28	94.24	92.76
1-Jun-22	89.62	97.28	94.24	92.76
31-May-22	89.62	97.28	94.24	92.76
30-May-22	89.62	97.28	94.24	92.76
29-May-22	89.62	97.28	94.24	92.76
28-May-22	89.62	97.28	94.24	92.76
27-May-22	89.62	97.28	94.24	92.76
26-May-22	89.62	97.28	94.24	92.76
25-May-22	89.62	97.28	94.24	92.76
24-May-22	89.62	97.28	94.24	92.76
23-May-22	89.62	97.28	94.24	92.76
22-May-22	89.62	97.28	94.24	92.76
21-May-22	96.67	104.77	100.94	99.83
20-May-22	96.67	104.77	100.94	99.83
19-May-22	96.67	104.77	100.94	99.83
18-May-22	96.67	104.77	100.94	99.83
17-May-22	96.67	104.77	100.94	99.83
16-May-22	96.67	104.77	100.94	99.83
15-May-22	96.67	104.77	100.94	99.83
14-May-22	96.67	104.77	100.94	99.83
13-May-22	96.67	104.77	100.94	99.83
12-May-22	96.67	104.77	100.94	99.83
11-May-22	96.67	104.77	100.94	99.83
10-May-22	96.67	104.77	100.94	99.83
9-May-22	96.67	104.77	100.94	99.83
8-May-22	96.67	104.77	100.94	99.83
7-May-22	96.67	104.77	100.94	99.83
6-May-22	96.67	104.77	100.94	99.83
5-May-22	96.67	104.77	100.94	99.83



Petroleum Planning & Analysis Cell

Table Posted: 26-Jun-25

Retail Selling Price of Petrol

Date of Revision	Delhi	Mumbai	Chennai	Kolkata
	(Rs./Litre)			
4-May-22	105.41	120.51	110.85	115.12
3-May-22	105.41	120.51	110.85	115.12
2-May-22	105.41	120.51	110.85	115.12
1-May-22	105.41	120.51	110.85	115.12
30-Apr-22	105.41	120.51	110.85	115.12
29-Apr-22	105.41	120.51	110.85	115.12
28-Apr-22	105.41	120.51	110.85	115.12
27-Apr-22	105.41	120.51	110.85	115.12
26-Apr-22	105.41	120.51	110.85	115.12
25-Apr-22	105.41	120.51	110.85	115.12
24-Apr-22	105.41	120.51	110.85	115.12
23-Apr-22	105.41	120.51	110.85	115.12
22-Apr-22	105.41	120.51	110.85	115.12
21-Apr-22	105.41	120.51	110.85	115.12
20-Apr-22	105.41	120.51	110.85	115.12
19-Apr-22	105.41	120.51	110.85	115.12
18-Apr-22	105.41	120.51	110.85	115.12
17-Apr-22	105.41	120.51	110.85	115.12
16-Apr-22	105.41	120.51	110.85	115.12
15-Apr-22	105.41	120.51	110.85	115.12
14-Apr-22	105.41	120.51	110.85	115.12
13-Apr-22	105.41	120.51	110.85	115.12
12-Apr-22	105.41	120.51	110.85	115.12
11-Apr-22	105.41	120.51	110.85	115.12
10-Apr-22	105.41	120.51	110.85	115.12
9-Apr-22	105.41	120.51	110.85	115.12
8-Apr-22	105.41	120.51	110.85	115.12
7-Apr-22	105.41	120.51	110.85	115.12
6-Apr-22	105.41	120.51	110.85	115.12
5-Apr-22	104.61	119.67	110.09	114.28
4-Apr-22	103.81	118.83	109.34	113.45
3-Apr-22	103.41	118.41	108.96	113.03
2-Apr-22	102.61	117.57	108.21	112.19
1-Apr-22	101.81	116.72	107.45	111.35
31-Mar-22	101.81	116.72	107.45	111.35
30-Mar-22	101.01	115.88	106.69	110.52
29-Mar-22	100.21	115.04	105.94	109.68
28-Mar-22	99.41	114.19	105.18	108.85
27-Mar-22	99.11	113.88	104.90	108.53
26-Mar-22	98.61	113.35	104.43	108.01
25-Mar-22	97.81	112.51	103.67	107.18
24-Mar-22	97.01	111.67	102.91	106.34
23-Mar-22	97.01	111.67	102.91	106.34
22-Mar-22	96.21	110.82	102.16	105.51
21-Mar-22	95.41	109.98	101.40	104.67
20-Mar-22	95.41	109.98	101.40	104.67
19-Mar-22	95.41	109.98	101.40	104.67
18-Mar-22	95.41	109.98	101.40	104.67
17-Mar-22	95.41	109.98	101.40	104.67
16-Mar-22	95.41	109.98	101.40	104.67
15-Mar-22	95.41	109.98	101.40	104.67
14-Mar-22	95.41	109.98	101.40	104.67
13-Mar-22	95.41	109.98	101.40	104.67
12-Mar-22	95.41	109.98	101.40	104.67
11-Mar-22	95.41	109.98	101.40	104.67
10-Mar-22	95.41	109.98	101.40	104.67
9-Mar-22	95.41	109.98	101.40	104.67
8-Mar-22	95.41	109.98	101.40	104.67
7-Mar-22	95.41	109.98	101.40	104.67
6-Mar-22	95.41	109.98	101.40	104.67
5-Mar-22	95.41	109.98	101.40	104.67
4-Mar-22	95.41	109.98	101.40	104.67
3-Mar-22	95.41	109.98	101.40	104.67
2-Mar-22	95.41	109.98	101.40	104.67
1-Mar-22	95.41	109.98	101.40	104.67
28-Feb-22	95.41	109.98	101.40	104.67
27-Feb-22	95.41	109.98	101.40	104.67
26-Feb-22	95.41	109.98	101.40	104.67
25-Feb-22	95.41	109.98	101.40	104.67
24-Feb-22	95.41	109.98	101.40	104.67
23-Feb-22	95.41	109.98	101.40	104.67
22-Feb-22	95.41	109.98	101.40	104.67
21-Feb-22	95.41	109.98	101.40	104.67
20-Feb-22	95.41	109.98	101.40	104.67
19-Feb-22	95.41	109.98	101.40	104.67
18-Feb-22	95.41	109.98	101.40	104.67
17-Feb-22	95.41	109.98	101.40	104.67
16-Feb-22	95.41	109.98	101.40	104.67
15-Feb-22	95.41	109.98	101.40	104.67
14-Feb-22	95.41	109.98	101.40	104.67
13-Feb-22	95.41	109.98	101.40	104.67
12-Feb-22	95.41	109.98	101.40	104.67
11-Feb-22	95.41	109.98	101.40	104.67
10-Feb-22	95.41	109.98	101.40	104.67

Retail Selling Price of Diesel

Date of Revision	Delhi	Mumbai	Chennai	Kolkata
	(Rs./Litre)			
4-May-22	96.67	104.77	100.94	99.83
3-May-22	96.67	104.77	100.94	99.83
2-May-22	96.67	104.77	100.94	99.83
1-May-22	96.67	104.77	100.94	99.83
30-Apr-22	96.67	104.77	100.94	99.83
29-Apr-22	96.67	104.77	100.94	99.83
28-Apr-22	96.67	104.77	100.94	99.83
27-Apr-22	96.67	104.77	100.94	99.83
26-Apr-22	96.67	104.77	100.94	99.83
25-Apr-22	96.67	104.77	100.94	99.83
24-Apr-22	96.67	104.77	100.94	99.83
23-Apr-22	96.67	104.77	100.94	99.83
22-Apr-22	96.67	104.77	100.94	99.83
21-Apr-22	96.67	104.77	100.94	99.83
20-Apr-22	96.67	104.77	100.94	99.83
19-Apr-22	96.67	104.77	100.94	99.83
18-Apr-22	96.67	104.77	100.94	99.83
17-Apr-22	96.67	104.77	100.94	99.83
16-Apr-22	96.67	104.77	100.94	99.83
15-Apr-22	96.67	104.77	100.94	99.83
14-Apr-22	96.67	104.77	100.94	99.83
13-Apr-22	96.67	104.77	100.94	99.83
12-Apr-22	96.67	104.77	100.94	99.83
11-Apr-22	96.67	104.77	100.94	99.83
10-Apr-22	96.67	104.77	100.94	99.83
9-Apr-22	96.67	104.77	100.94	99.83
8-Apr-22	96.67	104.77	100.94	99.83
7-Apr-22	96.67	104.77	100.94	99.83
6-Apr-22	96.67	104.77	100.94	99.83
5-Apr-22	95.87	103.92	100.18	99.02
4-Apr-22	95.07	103.07	99.42	98.22
3-Apr-22	94.67	102.64	99.04	97.82
2-Apr-22	93.87	101.79	98.28	97.02
1-Apr-22	93.07	100.94	97.52	96.22
31-Mar-22	93.07	100.94	97.52	96.22
30-Mar-22	92.27	100.10	96.76	95.42
29-Mar-22	91.47	99.25	96.00	94.62
28-Mar-22	90.77	98.50	95.33	93.92
27-Mar-22	90.42	98.13	95.00	93.57
26-Mar-22	89.87	97.55	94.47	93.01
25-Mar-22	89.07	96.70	93.71	92.22
24-Mar-22	88.27	95.85	92.95	91.42
23-Mar-22	88.27	95.85	92.95	91.42
22-Mar-22	87.47	95.00	92.19	90.62
21-Mar-22	86.67	94.14	91.43	89.79
20-Mar-22	86.67	94.14	91.43	89.79
19-Mar-22	86.67	94.14	91.43	89.79
18-Mar-22	86.67	94.14	91.43	89.79
17-Mar-22	86.67	94.14	91.43	89.79
16-Mar-22	86.67	94.14	91.43	89.79
15-Mar-22	86.67	94.14	91.43	89.79
14-Mar-22	86.67	94.14	91.43	89.79
13-Mar-22	86.67	94.14	91.43	89.79
12-Mar-22	86.67	94.14	91.43	89.79
11-Mar-22	86.67	94.14	91.43	89.79
10-Mar-22	86.67	94.14	91.43	89.79
9-Mar-22	86.67	94.14	91.43	89.79
8-Mar-22	86.67	94.14	91.43	89.79
7-Mar-22	86.67	94.14	91.43	89.79
6-Mar-22	86.67	94.14	91.43	89.79
5-Mar-22	86.67	94.14	91.43	89.79
4-Mar-22	86.67	94.14	91.43	89.79
3-Mar-22	86.67	94.14	91.43	89.79
2-Mar-22	86.67	94.14	91.43	89.79
1-Mar-22	86.67	94.14	91.43	89.79
28-Feb-22	86.67	94.14	91.43	89.79
27-Feb-22	86.67	94.14	91.43	89.79
26-Feb-22	86.67	94.14	91.43	89.79
25-Feb-22	86.67	94.14	91.43	89.79
24-Feb-22	86.67	94.14	91.43	89.79
23-Feb-22	86.67	94.14	91.43	89.79
22-Feb-22	86.67	94.14	91.43	89.79
21-Feb-22	86.67	94.14	91.43	89.79
20-Feb-22	86.67	94.14	91.43	89.79
19-Feb-22	86.67	94.14	91.43	89.79
18-Feb-22	86.67	94.14	91.43	89.79
17-Feb-22	86.67	94.14	91.43	89.79
16-Feb-22	86.67	94.14	91.43	89.79
15-Feb-22	86.67	94.14	91.43	89.79
14-Feb-22	86.67	94.14	91.43	89.79
13-Feb-22	86.67	94.14	91.43	89.79
12-Feb-22	86.67	94.14	91.43	89.79
11-Feb-22	86.67	94.14	91.43	89.79
10-Feb-22	86.67	94.14	91.43	89.79

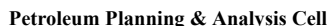


Table Posted: 26-Jun-25

Retail Selling Price of Diesel

Date of Revision	Delhi	Mumbai	Chennai	Kolkata
	(Rs./Litre)			
9-Feb-22	86.67	94.14	91.43	89.79
8-Feb-22	86.67	94.14	91.43	89.79
7-Feb-22	86.67	94.14	91.43	89.79
6-Feb-22	86.67	94.14	91.43	89.79
5-Feb-22	86.67	94.14	91.43	89.79
4-Feb-22	86.67	94.14	91.43	89.79
3-Feb-22	86.67	94.14	91.43	89.79
2-Feb-22	86.67	94.14	91.43	89.79
1-Feb-22	86.67	94.14	91.43	89.79
31-Jan-22	86.67	94.14	91.43	89.79
30-Jan-22	86.67	94.14	91.43	89.79
29-Jan-22	86.67	94.14	91.43	89.79
28-Jan-22	86.67	94.14	91.43	89.79
27-Jan-22	86.67	94.14	91.43	89.79
26-Jan-22	86.67	94.14	91.43	89.79
25-Jan-22	86.67	94.14	91.43	89.79
24-Jan-22	86.67	94.14	91.43	89.79
23-Jan-22	86.67	94.14	91.43	89.79
22-Jan-22	86.67	94.14	91.43	89.79
21-Jan-22	86.67	94.14	91.43	89.79
20-Jan-22	86.67	94.14	91.43	89.79
19-Jan-22	86.67	94.14	91.43	89.79
18-Jan-22	86.67	94.14	91.43	89.79
17-Jan-22	86.67	94.14	91.43	89.79
16-Jan-22	86.67	94.14	91.43	89.79
15-Jan-22	86.67	94.14	91.43	89.79
14-Jan-22	86.67	94.14	91.43	89.79
13-Jan-22	86.67	94.14	91.43	89.79
12-Jan-22	86.67	94.14	91.43	89.79
11-Jan-22	86.67	94.14	91.43	89.79
10-Jan-22	86.67	94.14	91.43	89.79
9-Jan-22	86.67	94.14	91.43	89.79
8-Jan-22	86.67	94.14	91.43	89.79
7-Jan-22	86.67	94.14	91.43	89.79
6-Jan-22	86.67	94.14	91.43	89.79
5-Jan-22	86.67	94.14	91.43	89.79
4-Jan-22	86.67	94.14	91.43	89.79
3-Jan-22	86.67	94.14	91.43	89.79
2-Jan-22	86.67	94.14	91.43	89.79
1-Jan-22	86.67	94.14	91.43	89.79
31-Dec-21	86.67	94.14	91.43	89.79
30-Dec-21	86.67	94.14	91.43	89.79
29-Dec-21	86.67	94.14	91.43	89.79
28-Dec-21	86.67	94.14	91.43	89.79
27-Dec-21	86.67	94.14	91.43	89.79
26-Dec-21	86.67	94.14	91.43	89.79
25-Dec-21	86.67	94.14	91.43	89.79
24-Dec-21	86.67	94.14	91.43	89.79
23-Dec-21	86.67	94.14	91.43	89.79
22-Dec-21	86.67	94.14	91.43	89.79
21-Dec-21	86.67	94.14	91.43	89.79
20-Dec-21	86.67	94.14	91.43	89.79
19-Dec-21	86.67	94.14	91.43	89.79
18-Dec-21	86.67	94.14	91.43	89.79
17-Dec-21	86.67	94.14	91.43	89.79
16-Dec-21	86.67	94.14	91.43	89.79
15-Dec-21	86.67	94.14	91.43	89.79
14-Dec-21	86.67	94.14	91.43	89.79
13-Dec-21	86.67	94.14	91.43	89.79
12-Dec-21	86.67	94.14	91.43	89.79
11-Dec-21	86.67	94.14	91.43	89.79
10-Dec-21	86.67	94.14	91.43	89.79
9-Dec-21	86.67	94.14	91.43	89.79
8-Dec-21	86.67	94.14	91.43	89.79
7-Dec-21	86.67	94.14	91.43	89.79
6-Dec-21	86.67	94.14	91.43	89.79
5-Dec-21	86.67	94.14	91.43	89.79
4-Dec-21	86.67	94.14	91.43	89.79
3-Dec-21	86.67	94.14	91.43	89.79
2-Dec-21	86.67	94.14	91.43	89.79
1-Dec-21	86.67	94.14	91.43	89.79
30-Nov-21	86.67	94.14	91.43	89.79
29-Nov-21	86.67	94.14	91.43	89.79
28-Nov-21	86.67	94.14	91.43	89.7



Petroleum Planning & Analysis Cell

Table Posted: 26-Jun-25

Retail Selling Price of Petrol

Date of Revision	Delhi	Mumbai	Chennai	Kolkata
	(Rs./Litre)			
17-Nov-21	103.97	109.98	101.40	104.67
16-Nov-21	103.97	109.98	101.40	104.67
15-Nov-21	103.97	109.98	101.40	104.67
14-Nov-21	103.97	109.98	101.40	104.67
13-Nov-21	103.97	109.98	101.40	104.67
12-Nov-21	103.97	109.98	101.40	104.67
11-Nov-21	103.97	109.98	101.40	104.67
10-Nov-21	103.97	109.98	101.40	104.67
9-Nov-21	103.97	109.98	101.40	104.67
8-Nov-21	103.97	109.98	101.40	104.67
7-Nov-21	103.97	109.98	101.40	104.67
6-Nov-21	103.97	109.98	101.40	104.67
5-Nov-21	103.97	109.98	101.40	104.67
4-Nov-21	103.97	109.98	101.40	104.67
3-Nov-21	110.04	115.85	106.66	110.49
2-Nov-21	110.04	115.85	106.66	110.49
1-Nov-21	109.69	115.50	106.35	110.15
31-Oct-21	109.34	115.15	106.04	109.79
30-Oct-21	108.99	114.81	105.74	109.46
29-Oct-21	108.64	114.47	105.43	109.12
28-Oct-21	108.29	114.14	105.13	108.78
27-Oct-21	107.94	113.80	104.83	108.45
26-Oct-21	107.59	113.46	104.52	108.11
25-Oct-21	107.59	113.46	104.52	108.11
24-Oct-21	107.59	113.46	104.52	108.11
23-Oct-21	107.24	113.12	104.22	107.78
22-Oct-21	106.89	112.78	103.92	107.44
21-Oct-21	106.54	112.44	103.61	107.11
20-Oct-21	106.19	112.11	103.31	106.77
19-Oct-21	105.84	111.77	103.01	106.43
18-Oct-21	105.84	111.77	103.01	106.43
17-Oct-21	105.84	111.77	103.01	106.43
16-Oct-21	105.49	111.43	102.70	106.10
15-Oct-21	105.14	111.09	102.40	105.76
14-Oct-21	104.79	110.75	102.10	105.43
13-Oct-21	104.44	110.41	101.79	105.09
12-Oct-21	104.44	110.41	101.79	105.09
11-Oct-21	104.44	110.41	101.79	105.09
10-Oct-21	104.14	110.12	101.53	104.80
9-Oct-21	103.84	109.83	101.27	104.52
8-Oct-21	103.54	109.54	101.01	104.23
7-Oct-21	103.24	109.25	100.75	103.94
6-Oct-21	102.94	108.96	100.49	103.65
5-Oct-21	102.64	108.67	100.23	103.36
4-Oct-21	102.39	108.43	100.01	103.07
3-Oct-21	102.39	108.43	100.01	103.07
2-Oct-21	102.14	108.19	99.80	102.77
1-Oct-21	101.89	107.95	99.58	102.47
30-Sep-21	101.64	107.71	99.36	102.17
29-Sep-21	101.39	107.47	99.15	101.87
28-Sep-21	101.39	107.47	99.15	101.87
27-Sep-21	101.19	107.26	98.96	101.62
26-Sep-21	101.19	107.26	98.96	101.62
25-Sep-21	101.19	107.26	98.96	101.62
24-Sep-21	101.19	107.26	98.96	101.62
23-Sep-21	101.19	107.26	98.96	101.62
22-Sep-21	101.19	107.26	98.96	101.62
21-Sep-21	101.19	107.26	98.96	101.62
20-Sep-21	101.19	107.26	98.96	101.62
19-Sep-21	101.19	107.26	98.96	101.62
18-Sep-21	101.19	107.26	98.96	101.62
17-Sep-21	101.19	107.26	98.96	101.62
16-Sep-21	101.19	107.26	98.96	101.62
15-Sep-21	101.19	107.26	98.96	101.62
14-Sep-21	101.19	107.26	98.96	101.62
13-Sep-21	101.19	107.26	98.96	101.62
12-Sep-21	101.19	107.26	98.96	101.62
11-Sep-21	101.19	107.26	98.96	101.62
10-Sep-21	101.19	107.26	98.96	101.62
9-Sep-21	101.19	107.26	98.96	101.62
8-Sep-21	101.19	107.26	98.96	101.62
7-Sep-21	101.19	107.26	98.96	101.62
6-Sep-21	101.19	107.26	98.96	101.62
5-Sep-21	101.19	107.26	98.96	101.62
4-Sep-21	101.34	107.39	99.08	101.72
3-Sep-21	101.34	107.39	99.08	101.72
2-Sep-21	101.34	107.39	99.08	101.72
1-Sep-21	101.34	107.39	99.08	101.72
31-Aug-21	101.49	107.52	99.20	101.82
30-Aug-21	101.49	107.52	99.20	101.82
29-Aug-21	101.49	107.52	99.20	101.82
28-Aug-21	101.49	107.52	99.20	101.82
27-Aug-21	101.49	107.52	99.20	101.82
26-Aug-21	101.49	107.52	99.20	101.82

Retail Selling Price of Diesel

Date of Revision	Delhi	Mumbai	Chennai	Kolkata
	(Rs./Litre)			
17-Nov-21	86.67	94.14	91.43	89.79
16-Nov-21	86.67	94.14	91.43	89.79
15-Nov-21	86.67	94.14	91.43	89.79
14-Nov-21	86.67	94.14	91.43	89.79
13-Nov-21	86.67	94.14	91.43	89.79
12-Nov-21	86.67	94.14	91.43	89.79
11-Nov-21	86.67	94.14	91.43	89.79
10-Nov-21	86.67	94.14	91.43	89.79
9-Nov-21	86.67	94.14	91.43	89.79
8-Nov-21	86.67	94.14	91.43	89.79
7-Nov-21	86.67	94.14	91.43	89.79
6-Nov-21	86.67	94.14	91.43	89.79
5-Nov-21	86.67	94.14	91.43	89.79
4-Nov-21	86.67	94.14	91.43	89.79
3-Nov-21	98.42	106.62	102.59	101.56
2-Nov-21	98.42	106.62	102.59	101.56
1-Nov-21	98.42	106.62	102.59	101.56
31-Oct-21	98.07	106.23	102.25	101.19
30-Oct-21	97.72	105.86	101.92	100.84
29-Oct-21	97.37	105.49	101.59	100.49
28-Oct-21	97.02	105.12	101.25	100.14
27-Oct-21	96.67	104.75	100.92	99.78
26-Oct-21	96.32	104.38	100.59	99.43
25-Oct-21	96.32	104.38	100.59	99.43
24-Oct-21	96.32	104.38	100.59	99.43
23-Oct-21	95.97	104.00	100.25	99.08
22-Oct-21	95.62	103.63	99.92	98.73
21-Oct-21	95.27	103.26	99.59	98.38
20-Oct-21	94.92	102.89	99.26	98.03
19-Oct-21	94.57	102.52	98.92	97.68
18-Oct-21	94.57	102.52	98.92	97.68
17-Oct-21	94.57	102.52	98.92	97.68
16-Oct-21	94.22	102.15	98.59	97.33
15-Oct-21	93.87	101.78	98.26	96.98
14-Oct-21	93.52	101.40	97.93	96.63
13-Oct-21	93.17	101.03	97.59	96.28
12-Oct-21	93.17	101.03	97.59	96.28
11-Oct-21	93.17	101.03	97.59	96.28
10-Oct-21	92.82	100.66	97.26	95.93
9-Oct-21	92.47	100.29	96.93	95.58
8-Oct-21	92.12	99.92	96.60	95.23
7-Oct-21	91.77	99.55	96.26	94.88
6-Oct-21	91.42	99.17	95.93	94.53
5-Oct-21	91.07	98.80	95.59	94.17
4-Oct-21	90.77	98.48	95.31	93.87
3-Oct-21	90.77	98.48	95.31	93.87
2-Oct-21	90.47	98.16	95.02	93.57
1-Oct-21	90.17	97.84	94.74	93.27
30-Sep-21	89.87	97.52	94.45	92.97
29-Sep-21	89.57	97.21	94.17	92.67
28-Sep-21	89.57	97.21	94.17	92.67
27-Sep-21	89.32	96.94	93.93	92.42
26-Sep-21	89.07	96.68	93.69	92.17
25-Sep-21	88.82	96.41	93.46	91.92
24-Sep-21	88.82	96.41	93.46	91.92
23-Sep-21	88.62	96.19	93.26	91.71
22-Sep-21	88.62	96.19	93.26	91.71
21-Sep-21	88.62	96.19	93.26	91.71
20-Sep-21	88.62	96.19	93.26	91.71
19-Sep-21	88.62	96.19	93.26	91.71
18-Sep-21	88.62	96.19	93.26	91.71
17-Sep-21	88.62	96.19	93.26	91.71
16-Sep-21	88.62	96.19	93.26	91.71
15-Sep-21	88.62	96.19	93.26	91.71
14-Sep-21	88.62	96.19	93.26	91.71
13-Sep-21	88.62	96.19	93.26	91.71
12-Sep-21	88.62	96.19	93.26	91.71
11-Sep-21	88.62	96.19	93.26	91.71
10-Sep-21	88.62	96.19	93.26	91.71
9-Sep-21	88.62	96.19	93.26	91.71
8-Sep-21	88.62	96.19	93.26	91.71
7-Sep-21	88.62	96.19	93.26	91.71
6-Sep-21	88.62	96.19	93.26	91.71
5-Sep-21	88.62	96.19	93.26	91.71
4-Sep-21	88.77	96.33	93.38	91.84
3-Sep-21	88.77	96.33	93.38	91.84
2-Sep-21	88.77	96.33	93.38	91.84
1-Sep-21	88.77	96.33	93.38	91.84
31-Aug-21	88.92	96.48	93.52	91.98
30-Aug-21	88.92	96.48	93.52	91.98
29-Aug-21	88.92	96.48	93.52	91.98
28-Aug-21	88.92	96.48	93.52	91.98
27-Aug-21	88.92	96.48	93.52	91.98
26-Aug-21	88.92	96.48	93.52	91.98



Petroleum Planning & Analysis Cell

Table Posted: 26-Jun-25

Retail Selling Price of Petrol

Date of Revision	Delhi	Mumbai	Chennai	Kolkata
	(Rs./Litre)			
25-Aug-21	101.49	107.52	99.20	101.82
24-Aug-21	101.49	107.52	99.20	101.82
23-Aug-21	101.64	107.66	99.32	101.93
22-Aug-21	101.64	107.66	99.32	101.93
21-Aug-21	101.84	107.83	99.47	102.08
20-Aug-21	101.84	107.83	99.47	102.08
19-Aug-21	101.84	107.83	99.47	102.08
18-Aug-21	101.84	107.83	99.47	102.08
17-Aug-21	101.84	107.83	99.47	102.08
16-Aug-21	101.84	107.83	99.47	102.08
15-Aug-21	101.84	107.83	99.47	102.08
14-Aug-21	101.84	107.83	99.47	102.08
13-Aug-21	101.84	107.83	102.49	102.08
12-Aug-21	101.84	107.83	102.49	102.08
11-Aug-21	101.84	107.83	102.49	102.08
10-Aug-21	101.84	107.83	102.49	102.08
9-Aug-21	101.84	107.83	102.49	102.08
8-Aug-21	101.84	107.83	102.49	102.08
7-Aug-21	101.84	107.83	102.49	102.08
6-Aug-21	101.84	107.83	102.49	102.08
5-Aug-21	101.84	107.83	102.49	102.08
4-Aug-21	101.84	107.83	102.49	102.08
3-Aug-21	101.84	107.83	102.49	102.08
2-Aug-21	101.84	107.83	102.49	102.08
1-Aug-21	101.84	107.83	102.49	102.08
31-Jul-21	101.84	107.83	102.49	102.08
30-Jul-21	101.84	107.83	102.49	102.08
29-Jul-21	101.84	107.83	102.49	102.08
28-Jul-21	101.84	107.83	102.49	102.08
27-Jul-21	101.84	107.83	102.49	102.08
26-Jul-21	101.84	107.83	102.49	102.08
25-Jul-21	101.84	107.83	102.49	102.08
24-Jul-21	101.84	107.83	102.49	102.08
23-Jul-21	101.84	107.83	102.49	102.08
22-Jul-21	101.84	107.83	102.49	102.08
21-Jul-21	101.84	107.83	102.49	102.08
20-Jul-21	101.84	107.83	102.49	102.08
19-Jul-21	101.84	107.83	102.49	102.08
18-Jul-21	101.84	107.83	102.49	102.08
17-Jul-21	101.84	107.83	102.49	102.08
16-Jul-21	101.54	107.54	102.23	101.74
15-Jul-21	101.54	107.54	102.23	101.74
14-Jul-21	101.19	107.20	101.92	101.35
13-Jul-21	101.19	107.20	101.92	101.35
12-Jul-21	101.19	107.20	101.92	101.35
11-Jul-21	100.91	106.93	101.67	101.01
10-Jul-21	100.91	106.93	101.67	101.01
9-Jul-21	100.56	106.59	101.37	100.62
8-Jul-21	100.56	106.59	101.37	100.62
7-Jul-21	100.21	106.25	101.06	100.23
6-Jul-21	99.86	105.92	100.75	99.84
5-Jul-21	99.86	105.92	100.75	99.84
4-Jul-21	99.51	105.58	100.44	99.45
3-Jul-21	99.16	105.24	100.13	99.04
2-Jul-21	99.16	105.24	100.13	99.04
1-Jul-21	98.81	104.90	99.80	98.64
30-Jun-21	98.81	104.90	99.80	98.64
29-Jun-21	98.81	104.90	99.80	98.64
28-Jun-21	98.46	104.56	99.49	98.30
27-Jun-21	98.46	104.56	99.49	98.30
26-Jun-21	98.11	104.22	99.19	97.97
25-Jun-21	97.76	103.89	98.88	97.63
24-Jun-21	97.76	103.89	98.88	97.63
23-Jun-21	97.50	103.63	98.65	97.38
22-Jun-21	97.50	103.63	98.65	97.38
21-Jun-21	97.22	103.36	98.40	97.12
20-Jun-21	97.22	103.36	98.40	97.12
19-Jun-21	96.93	103.08	98.14	96.84
18-Jun-21	96.93	103.08	98.14	96.84
17-Jun-21	96.66	102.82	97.91	96.58
16-Jun-21	96.66	102.82	97.91	96.58
15-Jun-21	96.41	102.58	97.69	96.34
14-Jun-21	96.41	102.58	97.69	96.34
13-Jun-21	96.12	102.30	97.43	96.06
12-Jun-21	96.12	102.30	97.43	96.06
11-Jun-21	95.85	102.04	97.19	95.80
10-Jun-21	95.56	101.76	96.94	95.52
9-Jun-21	95.56	101.76	96.94	95.52
8-Jun-21	95.31	101.52	96.71	95.28
7-Jun-21	95.31	101.52	96.71	95.28
6-Jun-21	95.03	101.25	96.47	95.02
5-Jun-21	94.76	100.98	96.23	94.76
4-Jun-21	94.76	100.98	96.23	94.76
3-Jun-21	94.49	100.72	95.99	94.50

Retail Selling Price of Diesel

Date of Revision	Delhi	Mumbai	Chennai	Kolkata
	(Rs./Litre)			
25-Aug-21	88.92	96.48	93.52	91.98
24-Aug-21	88.92	96.48	93.52	91.98
23-Aug-21	89.07	96.64	93.66	92.13
22-Aug-21	89.07	96.64	93.66	92.13
21-Aug-21	89.27	96.84	93.84	92.32
20-Aug-21	89.27	96.84	93.84	92.32
19-Aug-21	89.47	97.04	94.02	92.57
18-Aug-21	89.67	97.24	94.20	92.82
17-Aug-21	89.87	97.45	94.39	93.02
16-Aug-21	89.87	97.45	94.39	93.02
15-Aug-21	89.87	97.45	94.39	93.02
14-Aug-21	89.87	97.45	94.39	93.02
13-Aug-21	89.87	97.45	94.39	93.02
12-Aug-21	89.87	97.45	94.39	93.02
11-Aug-21	89.87	97.45	94.39	93.02
10-Aug-21	89.87	97.45	94.39	93.02
9-Aug-21	89.87	97.45	94.39	93.02
8-Aug-21	89.87	97.45	94.39	93.02
7-Aug-21	89.87	97.45	94.39	93.02
6-Aug-21	89.87	97.45	94.39	93.02
5-Aug-21	89.87	97.45	94.39	93.02
4-Aug-21	89.87	97.45	94.39	93.02
3-Aug-21	89.87	97.45	94.39	93.02
2-Aug-21	89.87	97.45	94.39	93.02
1-Aug-21	89.87	97.45	94.39	93.02
31-Jul-21	89.87	97.45	94.39	93.02
30-Jul-21	89.87	97.45	94.39	93.02
29-Jul-21	89.87	97.45	94.39	93.02
28-Jul-21	89.87	97.45	94.39	93.02
27-Jul-21	89.87	97.45	94.39	93.02
26-Jul-21	89.87	97.45	94.39	93.02
25-Jul-21	89.87	97.45	94.39	93.02
24-Jul-21	89.87	97.45	94.39	93.02
23-Jul-21	89.87	97.45	94.39	93.02
22-Jul-21	89.87	97.45	94.39	93.02
21-Jul-21	89.87	97.45	94.39	93.02
20-Jul-21	89.87	97.45	94.39	93.02
19-Jul-21	89.87	97.45	94.39	93.02
18-Jul-21	89.87	97.45	94.39	93.02
17-Jul-21	89.87	97.45	94.39	93.02
16-Jul-21	89.87	97.45	94.39	93.02
15-Jul-21	89.87	97.45	94.39	93.02
14-Jul-21	89.72	97.29	94.24	92.81
13-Jul-21	89.72	97.29	94.24	92.81
12-Jul-21	89.72	97.29	94.24	92.81
11-Jul-21	89.88	97.46	94.39	92.97
10-Jul-21	89.88	97.46	94.39	92.97
9-Jul-21	89.62	97.18	94.15	92.65
8-Jul-21	89.62	97.18	94.15	92.65
7-Jul-21	89.53	97.09	94.06	92.50
6-Jul-21	89.36	96.91	93.91	92.27
5-Jul-21	89.36	96.91	93.91	92.27
4-Jul-21	89.36	96.91	93.91	92.27
3-Jul-21	89.18	96.72	93.72	92.03
2-Jul-21	89.18	96.72	93.72	92.03
1-Jul-21	89.18	96.72	93.72	92.03
30-Jun-21	89.18	96.72	93.72	92.03
29-Jun-21	89.18	96.72	93.72	92.03
28-Jun-21	88.90	96.42	93.46	91.75
27-Jun-21	88.90	96.42	93.46	91.75
26-Jun-21	88.65	96.16	93.23	91.50
25-Jun-21	88.30	95.79	92.89	91.15
24-Jun-21	88.30	95.79	92.89	91.15
23-Jun-21	88.23	95.72	92.83	91.08
22-Jun-21	88.23	95.72	92.83	91.08
21-Jun-21	87.97	95.44	92.58	90.82
20-Jun-21	87.97	95.44	92.58	90.82
19-Jun-21	87.69	95.14	92.31	90.54
18-Jun-21	87.69	95.14	92.31	90.54
17-Jun-21	87.41	94.84	92.04	90.25
16-Jun-21	87.41	94.84	92.04	90.25
15-Jun-21	87.28	94.70	91.92	90.12
14-Jun-21	87.28	94.70	91.92	90.12
13-Jun-21	86.98	94.39	91.64	89.83
12-Jun-21	86.98	94.39	91.64	89.83
11-Jun-21	86.75	94.15	91.42	89.60
10-Jun-21	86.47	93.85	91.15	89.32
9-Jun-21	86.47	93.85	91.15	89.32
8-Jun-21	86.22	93.58	90.92	89.07
7-Jun-21	86.22	93.58	90.92	89.07
6-Jun-21	85.95	93.30	90.66	88.80
5-Jun-21	85.66	92.99	90.38	88.51
4-Jun-21	85.66	92.99	90.38	88.51
3-Jun-21	85.38	92.69	90.12	88.23



Petroleum Planning & Analysis Cell

Table Posted: 26-Jun-25

Retail Selling Price of Petrol

Date of Revision	Delhi	Mumbai	Chennai	Kolkata
	(Rs./Litre)			
2-Jun-21	94.49	100.72	95.99	94.50
1-Jun-21	94.49	100.72	95.99	94.50
31-May-21	94.23	100.47	95.76	94.25
30-May-21	93.94	100.19	95.51	93.97
29-May-21	93.94	100.19	95.51	93.97
28-May-21	93.68	99.94	95.28	93.72
27-May-21	93.68	99.94	95.28	93.72
26-May-21	93.44	99.71	95.06	93.49
25-May-21	93.44	99.71	95.06	93.49
24-May-21	93.21	99.49	94.86	93.27
23-May-21	93.21	99.49	94.86	93.27
22-May-21	93.04	99.32	94.71	93.11
21-May-21	93.04	99.32	94.71	93.11
20-May-21	92.85	99.14	94.54	92.92
19-May-21	92.85	99.14	94.54	92.92
18-May-21	92.85	99.14	94.54	92.92
17-May-21	92.58	98.88	94.31	92.67
16-May-21	92.58	98.88	94.31	92.67
15-May-21	92.34	98.65	94.09	92.44
14-May-21	92.34	98.65	94.09	92.44
13-May-21	92.05	98.36	93.84	92.16
12-May-21	92.05	98.36	93.84	92.16
11-May-21	91.80	98.12	93.62	91.92
10-May-21	91.53	97.86	93.38	91.66
9-May-21	91.27	97.61	93.15	91.41
8-May-21	91.27	97.61	93.15	91.41
7-May-21	91.27	97.61	93.15	91.41
6-May-21	90.99	97.34	92.90	91.14
5-May-21	90.74	97.12	92.70	90.92
4-May-21	90.55	96.95	92.55	90.76
3-May-21	90.40	96.83	92.43	90.62
2-May-21	90.40	96.83	92.43	90.62
1-May-21	90.40	96.83	92.43	90.62
30-Apr-21	90.40	96.83	92.43	90.62
29-Apr-21	90.40	96.83	92.43	90.62
28-Apr-21	90.40	96.83	92.43	90.62
27-Apr-21	90.40	96.83	92.43	90.62
26-Apr-21	90.40	96.83	92.43	90.62
25-Apr-21	90.40	96.83	92.43	90.62
24-Apr-21	90.40	96.83	92.43	90.62
23-Apr-21	90.40	96.83	92.43	90.62
22-Apr-21	90.40	96.83	92.43	90.62
21-Apr-21	90.40	96.83	92.43	90.62
20-Apr-21	90.40	96.83	92.43	90.62
19-Apr-21	90.40	96.83	92.43	90.62
18-Apr-21	90.40	96.83	92.43	90.62
17-Apr-21	90.40	96.83	92.43	90.62
16-Apr-21	90.40	96.83	92.43	90.62
15-Apr-21	90.40	96.83	92.43	90.62
14-Apr-21	90.56	96.98	92.58	90.77
13-Apr-21	90.56	96.98	92.58	90.77
12-Apr-21	90.56	96.98	92.58	90.77
11-Apr-21	90.56	96.98	92.58	90.77
10-Apr-21	90.56	96.98	92.58	90.77
9-Apr-21	90.56	96.98	92.58	90.77
8-Apr-21	90.56	96.98	92.58	90.77
7-Apr-21	90.56	96.98	92.58	90.77
6-Apr-21	90.56	96.98	92.58	90.77
5-Apr-21	90.56	96.98	92.58	90.77
4-Apr-21	90.56	96.98	92.58	90.77
3-Apr-21	90.56	96.98	92.58	90.77
2-Apr-21	90.56	96.98	92.58	90.77
1-Apr-21	90.56	96.98	92.58	90.77
31-Mar-21	90.56	96.98	92.58	90.77
30-Mar-21	90.56	96.98	92.58	90.77
29-Mar-21	90.78	97.19	92.77	90.98
28-Mar-21	90.78	97.19	92.77	90.98
27-Mar-21	90.78	97.19	92.77	90.98
26-Mar-21	90.78	97.19	92.77	90.98
25-Mar-21	90.78	97.19	92.77	90.98
24-Mar-21	90.99	97.40	92.95	91.18
23-Mar-21	91.17	97.57	93.11	91.35
22-Mar-21	91.17	97.57	93.11	91.35
21-Mar-21	91.17	97.57	93.11	91.35
20-Mar-21	91.17	97.57	93.11	91.35
19-Mar-21	91.17	97.57	93.11	91.35
18-Mar-21	91.17	97.57	93.11	91.35
17-Mar-21	91.17	97.57	93.11	91.35
16-Mar-21	91.17	97.57	93.11	91.35
15-Mar-21	91.17	97.57	93.11	91.35
14-Mar-21	91.17	97.57	93.11	91.35
13-Mar-21	91.17	97.57	93.11	91.35
12-Mar-21	91.17	97.57	93.11	91.35
11-Mar-21	91.17	97.57	93.11	91.35

Retail Selling Price of Diesel

Date of Revision	Delhi	Mumbai	Chennai	Kolkata
	(Rs./Litre)			
2-Jun-21	85.38	92.69	90.12	88.23
1-Jun-21	85.38	92.69	90.12	88.23
31-May-21	85.15	92.45	89.90	88.00
30-May-21	84.89	92.17	89.65	87.74
29-May-21	84.89	92.17	89.65	87.74
28-May-21	84.61	91.87	89.39	87.46
27-May-21	84.61	91.87	89.39	87.46
26-May-21	84.32	91.57	89.11	87.16
25-May-21	84.32	91.57	89.11	87.16
24-May-21	84.07	91.30	88.87	86.91
23-May-21	84.07	91.30	88.87	86.91
22-May-21	83.80	91.01	88.62	86.64
21-May-21	83.80	91.01	88.62	86.64
20-May-21	83.51	90.71	88.34	86.35
19-May-21	83.51	90.71	88.34	86.35
18-May-21	83.51	90.71	88.34	86.35
17-May-21	83.22	90.40	88.07	86.06
16-May-21	83.22	90.40	88.07	86.06
15-May-21	82.95	90.11	87.81	85.79
14-May-21	82.95	90.11	87.81	85.79
13-May-21	82.61	89.75	87.49	85.45
12-May-21	82.61	89.75	87.49	85.45
11-May-21	82.36	89.48	87.25	85.20
10-May-21	82.06	89.17	86.96	84.90
9-May-21	81.73	88.82	86.65	84.57
8-May-21	81.73	88.82	86.65	84.57
7-May-21	81.73	88.82	86.65	84.57
6-May-21	81.42	88.49	86.35	84.26
5-May-21	81.12	88.19	86.09	83.98
4-May-21	80.91	87.98	85.90	83.78
3-May-21	80.73	87.81	85.75	83.61
2-May-21	80.73	87.81	85.75	83.61
1-May-21	80.73	87.81	85.75	83.61
30-Apr-21	80.73	87.81	85.75	83.61
29-Apr-21	80.73	87.81	85.75	83.61
28-Apr-21	80.73	87.81	85.75	83.61
27-Apr-21	80.73	87.81	85.75	83.61
26-Apr-21	80.73	87.81	85.75	83.61
25-Apr-21	80.73	87.81	85.75	83.61
24-Apr-21	80.73	87.81	85.75	83.61
23-Apr-21	80.73	87.81	85.75	83.61
22-Apr-21	80.73	87.81	85.75	83.61
21-Apr-21	80.73	87.81	85.75	83.61
20-Apr-21	80.73	87.81	85.75	83.61
19-Apr-21	80.73	87.81	85.75	83.61
18-Apr-21	80.73	87.81	85.75	83.61
17-Apr-21	80.73	87.81	85.75	83.61
16-Apr-21	80.73	87.81	85.75	83.61
15-Apr-21	80.73	87.81	85.75	83.61
14-Apr-21	80.87	87.96	85.88	83.75
13-Apr-21	80.87	87.96	85.88	83.75
12-Apr-21	80.87	87.96	85.88	83.75
11-Apr-21	80.87	87.96	85.88	83.75
10-Apr-21	80.87	87.96	85.88	83.75
9-Apr-21	80.87	87.96	85.88	83.75
8-Apr-21	80.87	87.96	85.88	83.75
7-Apr-21	80.87	87.96	85.88	83.75
6-Apr-21	80.87	87.96	85.88	83.75
5-Apr-21	80.87	87.96	85.88	83.75
4-Apr-21	80.87	87.96	85.88	83.75
3-Apr-21	80.87	87.96	85.88	83.75
2-Apr-21	80.87	87.96	85.88	83.75
1-Apr-21	80.87	87.96	85.88	83.75
31-Mar-21	80.87	87.96	85.88	83.75
30-Mar-21	80.87	87.96	85.88	83.75
29-Mar-21	81.10	88.20	86.10	83.98
28-Mar-21	81.10	88.20	86.10	83.98
27-Mar-21	81.10	88.20	86.10	83.98
26-Mar-21	81.10	88.20	86.10	83.98
25-Mar-21	81.10	88.20	86.10	83.98
24-Mar-21	81.30	88.42	86.29	84.18
23-Mar-21	81.47	88.60	86.45	84.35
22-Mar-21	81.47	88.60	86.45	84.35
21-Mar-21	81.47	88.60	86.45	84.35
20-Mar-21	81.47	88.60	86.45	84.35
19-Mar-21	81.47	88.60	86.45	84.35
18-Mar-21	81.47	88.60	86.45	84.35
17-Mar-21	81.47	88.60	86.45	84.35
16-Mar-21	81.47	88.60	86.45	84.35
15-Mar-21	81.47	88.60	86.45	84.35
14-Mar-21	81.47	88.60	86.45	84.35
13-Mar-21	81.47	88.60	86.45	84.35
12-Mar-21	81.47	88.60	86.45	84.35
11-Mar-21	81.47	88.60	86.45	84.35



Petroleum Planning & Analysis Cell

Table Posted: 26-Jun-25

Retail Selling Price of Petrol

Date of Revision	Delhi	Mumbai	Chennai	Kolkata
	(Rs./Litre)			
10-Mar-21	91.17	97.57	93.11	91.35
9-Mar-21	91.17	97.57	93.11	91.35
8-Mar-21	91.17	97.57	93.11	91.35
7-Mar-21	91.17	97.57	93.11	91.35
6-Mar-21	91.17	97.57	93.11	91.35
5-Mar-21	91.17	97.57	93.11	91.35
4-Mar-21	91.17	97.57	93.11	91.35
3-Mar-21	91.17	97.57	93.11	91.35
2-Mar-21	91.17	97.57	93.11	91.35
1-Mar-21	91.17	97.57	93.11	91.35
28-Feb-21	91.17	97.57	93.11	91.35
27-Feb-21	91.17	97.57	93.11	91.35
26-Feb-21	90.93	97.34	92.90	91.12
25-Feb-21	90.93	97.34	92.90	91.12
24-Feb-21	90.93	97.34	92.90	91.12
23-Feb-21	90.93	97.34	92.90	91.12
22-Feb-21	90.58	97.00	92.59	91.78
21-Feb-21	90.58	97.00	92.59	91.78
20-Feb-21	90.58	97.00	92.59	91.78
19-Feb-21	90.19	96.62	92.25	91.41
18-Feb-21	89.88	96.32	91.98	91.11
17-Feb-21	89.54	96.00	91.68	90.78
16-Feb-21	89.29	95.75	91.45	90.54
15-Feb-21	88.99	95.46	91.19	90.25
14-Feb-21	88.73	95.21	90.96	90.01
13-Feb-21	88.44	94.93	90.70	89.73
12-Feb-21	88.14	94.64	90.44	89.44
11-Feb-21	87.85	94.36	90.18	89.16
10-Feb-21	87.60	94.12	89.96	88.92
9-Feb-21	87.30	93.83	89.70	88.63
8-Feb-21	86.95	93.49	89.39	88.30
7-Feb-21	86.95	93.49	89.39	88.30
6-Feb-21	86.95	93.49	89.39	88.30
5-Feb-21	86.95	93.49	89.39	88.30
4-Feb-21	86.65	93.20	89.13	88.01
3-Feb-21	86.30	92.86	88.82	87.69
2-Feb-21	86.30	92.86	88.82	87.69
1-Feb-21	86.30	92.86	88.82	87.69
31-Jan-21	86.30	92.86	88.82	87.69
30-Jan-21	86.30	92.86	88.82	87.69
29-Jan-21	86.30	92.86	88.82	87.69
28-Jan-21	86.30	92.86	88.82	87.69
27-Jan-21	86.30	92.86	88.82	87.69
26-Jan-21	86.05	92.62	88.60	87.45
25-Jan-21	85.70	92.28	88.29	87.11
24-Jan-21	85.70	92.28	88.29	87.11
23-Jan-21	85.70	92.28	88.29	87.11
22-Jan-21	85.45	92.04	88.07	86.87
21-Jan-21	85.20	91.80	87.85	86.63
20-Jan-21	85.20	91.80	87.85	86.63
19-Jan-21	85.20	91.80	87.85	86.63
18-Jan-21	84.95	91.56	87.63	86.39
17-Jan-21	84.70	91.32	87.40	86.15
16-Jan-21	84.70	91.32	87.40	86.15
15-Jan-21	84.70	91.32	87.40	86.15
14-Jan-21	84.70	91.32	87.40	86.15
13-Jan-21	84.45	91.07	87.18	85.92
12-Jan-21	84.20	90.83	86.96	85.68
11-Jan-21	84.20	90.83	86.96	85.68
10-Jan-21	84.20	90.83	86.96	85.68
9-Jan-21	84.20	90.83	86.96	85.68
8-Jan-21	84.20	90.83	86.96	85.68
7-Jan-21	84.20	90.83	86.96	85.68
6-Jan-21	83.97	90.60	86.75	85.44
5-Jan-21	83.71	90.34	86.51	85.19
4-Jan-21	83.71	90.34	86.51	85.19
3-Jan-21	83.71	90.34	86.51	85.19
2-Jan-21	83.71	90.34	86.51	85.19
1-Jan-21	83.71	90.34	86.51	85.19
31-Dec-20	83.71	90.34	86.51	85.19
30-Dec-20	83.71	90.34	86.51	85.19
29-Dec-20	83.71	90.34	86.51	85.19
28-Dec-20	83.71	90.34	86.51	85.19
27-Dec-20	83.71	90.34	86.51	85.19
26-Dec-20	83.71	90.34	86.51	85.19
25-Dec-20	83.71	90.34	86.51	85.19
24-Dec-20	83.71	90.34	86.51	85.19
23-Dec-20	83.71	90.34	86.51	85.19
22-Dec-20	83.71	90.34	86.51	85.19
21-Dec-20	83.71	90.34	86.51	85.19
20-Dec-20	83.71	90.34	86.51	85.19
19-Dec-20	83.71	90.34	86.51	85.19
18-Dec-20	83.71	90.34	86.51	85.19
17-Dec-20	83.71	90.34	86.51	85.19

Retail Selling Price of Diesel

Date of Revision	Delhi	Mumbai	Chennai	Kolkata
	(Rs./Litre)			
10-Mar-21	81.47	88.60	86.45	84.35
9-Mar-21	81.47	88.60	86.45	84.35
8-Mar-21	81.47	88.60	86.45	84.35
7-Mar-21	81.47	88.60	86.45	84.35
6-Mar-21	81.47	88.60	86.45	84.35
5-Mar-21	81.47	88.60	86.45	84.35
4-Mar-21	81.47	88.60	86.45	84.35
3-Mar-21	81.47	88.60	86.45	84.35
2-Mar-21	81.47	88.60	86.45	84.35
1-Mar-21	81.47	88.60	86.45	84.35
28-Feb-21	81.47	88.60	86.45	84.35
27-Feb-21	81.47	88.60	86.45	84.35
26-Feb-21	81.32	88.44	86.31	84.20
25-Feb-21	81.32	88.44	86.31	84.20
24-Feb-21	81.32	88.44	86.31	84.20
23-Feb-21	81.32	88.44	86.31	84.20
22-Feb-21	80.97	88.06	85.98	84.56
21-Feb-21	80.97	88.06	85.98	84.56
20-Feb-21	80.97	88.06	85.98	84.56
19-Feb-21	80.60	87.67	85.63	84.19
18-Feb-21	80.27	87.32	85.31	83.86
17-Feb-21	79.95	86.98	85.01	83.54
16-Feb-21	79.70	86.72	84.77	83.29
15-Feb-21	79.35	86.34	84.44	82.94
14-Feb-21	79.06	86.04	84.16	82.65
13-Feb-21	78.74	85.70	83.86	82.33
12-Feb-21	78.38	85.32	83.52	81.96
11-Feb-21	78.03	84.94	83.18	81.61
10-Feb-21	77.73	84.63	82.90	81.31
9-Feb-21	77.48	84.36	82.66	81.06
8-Feb-21	77.13	83.99	82.33	80.71
7-Feb-21	77.13	83.99	82.33	80.71
6-Feb-21	77.13	83.99	82.33	80.71
5-Feb-21	77.13	83.99	82.33	80.71
4-Feb-21	76.83	83.67	82.04	80.41
3-Feb-21	76.48	83.30	81.71	80.08
2-Feb-21	76.48	83.30	81.71	80.08
1-Feb-21	76.48	83.30	81.71	80.08
31-Jan-21	76.48	83.30	81.71	80.08
30-Jan-21	76.48	83.30	81.71	80.08
29-Jan-21	76.48	83.30	81.71	80.08
28-Jan-21	76.48	83.30	81.71	80.08
27-Jan-21	76.48	83.30	81.71	80.08
26-Jan-21	76.23	83.03	81.47	79.83
25-Jan-21	75.88	82.66	81.14	79.48
24-Jan-21	75.88	82.66	81.14	79.48
23-Jan-21	75.88	82.66	81.14	79.48
22-Jan-21	75.63	82.40	80.90	79.23
21-Jan-21	75.38	82.13	80.67	78.97
20-Jan-21	75.38	82.13	80.67	78.97
19-Jan-21	75.38	82.13	80.67	78.97
18-Jan-21	75.13	81.87	80.43	78.72
17-Jan-21	74.88	81.60	80.19	78.47
16-Jan-21	74.88	81.60	80.19	78.47
15-Jan-21	74.88	81.60	80.19	78.47
14-Jan-21	74.88	81.60	80.19	78.47
13-Jan-21	74.63	81.34	79.95	78.22
12-Jan-21	74.38	81.07	79.72	77.97
11-Jan-21	74.38	81.07	79.72	77.97
10-Jan-21	74.38	81.07	79.72	77.97
9-Jan-21	74.38	81.07	79.72	77.97
8-Jan-21	74.38	81.07	79.72	77.97
7-Jan-21	74.38	81.07	79.72	77.97
6-Jan-21	74.12	80.78	79.46	77.70
5-Jan-21	73.87	80.51	79.21	77.44
4-Jan-21	73.87	80.51	79.21	77.44
3-Jan-21	73.87	80.51	79.21	77.44
2-Jan-21	73.87	80.51	79.21	77.44
1-Jan-21	73.87	80.51	79.21	77.44
31-Dec-20	73.87	80.51	79.21	77.44
30-Dec-20	73.87	80.51	79.21	77.44
29-Dec-20	73.87	80.51	79.21	77.44
28-Dec-20	73.87	80.51	79.21	77.44
27-Dec-20	73.87	80.51	79.21	77.44
26-Dec-20	73.87	80.51	79.21	77.44
25-Dec-20	73.87	80.51	79.21	77.44
24-Dec-20	73.87	80.51	79.21	77.44
23-Dec-20	73.87	80.51	79.21	77.44
22-Dec-20	73.87	80.51	79.21	77.44
21-Dec-20	73.87	80.51	79.21	77.44
20-Dec-20	73.87	80.51	79.21	77.44
19-Dec-20	73.87	80.51	79.21	77.44
18-Dec-20	73.87	80.51	79.21	77.44
17-Dec-20	73.87	80.51	79.21	77.44



Petroleum Planning & Analysis Cell

Table Posted: 26-Jun-25

Retail Selling Price of Petrol

Date of Revision	Delhi	Mumbai	Chennai	Kolkata
	(Rs./Litre)			
16-Dec-20	83.71	90.34	86.51	85.19
15-Dec-20	83.71	90.34	86.51	85.19
14-Dec-20	83.71	90.34	86.51	85.19
13-Dec-20	83.71	90.34	86.51	85.19
12-Dec-20	83.71	90.34	86.51	85.19
11-Dec-20	83.71	90.34	86.51	85.19
10-Dec-20	83.71	90.34	86.51	85.19
9-Dec-20	83.71	90.34	86.51	85.19
8-Dec-20	83.71	90.34	86.51	85.19
7-Dec-20	83.71	90.34	86.51	85.19
6-Dec-20	83.41	90.05	86.25	84.90
5-Dec-20	83.13	89.78	86.00	84.63
4-Dec-20	82.86	89.52	85.76	84.37
3-Dec-20	82.66	89.33	85.59	84.18
2-Dec-20	82.49	89.16	85.44	84.02
1-Dec-20	82.34	89.02	85.31	83.87
30-Nov-20	82.34	89.02	85.31	83.87
29-Nov-20	82.34	89.02	85.31	83.87
28-Nov-20	82.13	88.81	85.12	83.67
27-Nov-20	81.89	88.58	84.91	83.44
26-Nov-20	81.70	88.40	84.74	83.26
25-Nov-20	81.59	88.29	84.64	83.15
24-Nov-20	81.59	88.29	84.64	83.15
23-Nov-20	81.53	88.23	84.59	83.10
22-Nov-20	81.46	88.16	84.53	83.03
21-Nov-20	81.38	88.09	84.46	82.95
20-Nov-20	81.23	87.92	84.31	82.79
19-Nov-20	81.06	87.74	84.14	82.59
18-Nov-20	81.06	87.74	84.14	82.59
17-Nov-20	81.06	87.74	84.14	82.59
16-Nov-20	81.06	87.74	84.14	82.59
15-Nov-20	81.06	87.74	84.14	82.59
14-Nov-20	81.06	87.74	84.14	82.59
13-Nov-20	81.06	87.74	84.14	82.59
12-Nov-20	81.06	87.74	84.14	82.59
11-Nov-20	81.06	87.74	84.14	82.59
10-Nov-20	81.06	87.74	84.14	82.59
9-Nov-20	81.06	87.74	84.14	82.59
8-Nov-20	81.06	87.74	84.14	82.59
7-Nov-20	81.06	87.74	84.14	82.59
6-Nov-20	81.06	87.74	84.14	82.59
5-Nov-20	81.06	87.74	84.14	82.59
4-Nov-20	81.06	87.74	84.14	82.59
3-Nov-20	81.06	87.74	84.14	82.59
2-Nov-20	81.06	87.74	84.14	82.59
1-Nov-20	81.06	87.74	84.14	82.59
31-Oct-20	81.06	87.74	84.14	82.59
30-Oct-20	81.06	87.74	84.14	82.59
29-Oct-20	81.06	87.74	84.14	82.59
28-Oct-20	81.06	87.74	84.14	82.59
27-Oct-20	81.06	87.74	84.14	82.59
26-Oct-20	81.06	87.74	84.14	82.59
25-Oct-20	81.06	87.74	84.14	82.59
24-Oct-20	81.06	87.74	84.14	82.59
23-Oct-20	81.06	87.74	84.14	82.59
22-Oct-20	81.06	87.74	84.14	82.59
21-Oct-20	81.06	87.74	84.14	82.59
20-Oct-20	81.06	87.74	84.14	82.59
19-Oct-20	81.06	87.74	84.14	82.59
18-Oct-20	81.06	87.74	84.14	82.59
17-Oct-20	81.06	87.74	84.14	82.59
16-Oct-20	81.06	87.74	84.14	82.59
15-Oct-20	81.06	87.74	84.14	82.59
14-Oct-20	81.06	87.74	84.14	82.59
13-Oct-20	81.06	87.74	84.14	82.59
12-Oct-20	81.06	87.74	84.14	82.59
11-Oct-20	81.06	87.74	84.14	82.59
10-Oct-20	81.06	87.74	84.14	82.59
9-Oct-20	81.06	87.74	84.14	82.59
8-Oct-20	81.06	87.74	84.14	82.59
7-Oct-20	81.06	87.74	84.14	82.59
6-Oct-20	81.06	87.74	84.14	82.59
5-Oct-20	81.06	87.74	84.14	82.59
4-Oct-20	81.06	87.74	84.14	82.59
3-Oct-20	81.06	87.74	84.14	82.59
2-Oct-20	81.06	87.74	84.14	82.59
1-Oct-20	81.06	87.74	84.14	82.59
30-Sep-20	81.06	87.74	84.14	82.59
29-Sep-20	81.06	87.74	84.14	82.59
28-Sep-20	81.06	87.74	84.14	82.59
27-Sep-20	81.06	87.74	84.14	82.59
26-Sep-20	81.06	87.74	84.14	82.59
25-Sep-20	81.06	87.74	84.14	82.59
24-Sep-20	81.06	87.74	84.14	82.59

Retail Selling Price of Diesel

Date of Revision	Delhi	Mumbai	Chennai	Kolkata
	(Rs./Litre)			
16-Dec-20	73.87	80.51	79.21	77.44
15-Dec-20	73.87	80.51	79.21	77.44
14-Dec-20	73.87	80.51	79.21	77.44
13-Dec-20	73.87	80.51	79.21	77.44
12-Dec-20	73.87	80.51	79.21	77.44
11-Dec-20	73.87	80.51	79.21	77.44
10-Dec-20	73.87	80.51	79.21	77.44
9-Dec-20	73.87	80.51	79.21	77.44
8-Dec-20	73.87	80.51	79.21	77.44
7-Dec-20	73.87	80.51	79.21	77.44
6-Dec-20	73.61	80.23	78.97	77.18
5-Dec-20	73.32	79.93	78.69	76.89
4-Dec-20	73.07	79.66	78.45	76.64
3-Dec-20	72.84	79.42	78.24	76.41
2-Dec-20	72.65	79.22	78.06	76.22
1-Dec-20	72.42	78.97	77.84	75.99
30-Nov-20	72.42	78.97	77.84	75.99
29-Nov-20	72.42	78.97	77.84	75.99
28-Nov-20	72.13	78.66	77.56	75.70
27-Nov-20	71.86	78.38	77.30	75.43
26-Nov-20	71.62	78.12	77.08	75.19
25-Nov-20	71.41	77.90	76.88	74.98
24-Nov-20	71.41	77.90	76.88	74.98
23-Nov-20	71.25	77.73	76.72	74.82
22-Nov-20	71.07	77.54	76.55	74.64
21-Nov-20	70.88	77.34	76.37	74.45
20-Nov-20	70.68	77.11	76.17	74.24
19-Nov-20	70.46	76.86	75.95	73.99
18-Nov-20	70.46	76.86	75.95	73.99
17-Nov-20	70.46	76.86	75.95	73.99
16-Nov-20	70.46	76.86	75.95	73.99
15-Nov-20	70.46	76.86	75.95	73.99
14-Nov-20	70.46	76.86	75.95	73.99
13-Nov-20	70.46	76.86	75.95	73.99
12-Nov-20	70.46	76.86	75.95	73.99
11-Nov-20	70.46	76.86	75.95	73.99
10-Nov-20	70.46	76.86	75.95	73.99
9-Nov-20	70.46	76.86	75.95	73.99
8-Nov-20	70.46	76.86	75.95	73.99
7-Nov-20	70.46	76.86	75.95	73.99
6-Nov-20	70.46	76.86	75.95	73.99
5-Nov-20	70.46	76.86	75.95	73.99
4-Nov-20	70.46	76.86	75.95	73.99
3-Nov-20	70.46	76.86	75.95	73.99
2-Nov-20	70.46	76.86	75.95	73.99
1-Nov-20	70.46	76.86	75.95	73.99
31-Oct-20	70.46	76.86	75.95	73.99
30-Oct-20	70.46	76.86	75.95	73.99
29-Oct-20	70.46	76.86	75.95	73.99
28-Oct-20	70.46	76.86	75.95	73.99
27-Oct-20	70.46	76.86	75.95	73.99
26-Oct-20	70.46	76.86	75.95	73.99
25-Oct-20	70.46	76.86	75.95	73.99
24-Oct-20	70.46	76.86	75.95	73.99
23-Oct-20	70.46	76.86	75.95	73.99
22-Oct-20	70.46	76.86	75.95	73.99
21-Oct-20	70.46	76.86	75.95	73.99
20-Oct-20	70.46	76.86	75.95	73.99
19-Oct-20	70.46	76.86	75.95	73.99
18-Oct-20	70.46	76.86	75.95	73.99
17-Oct-20	70.46	76.86	75.95	73.99
16-Oct-20	70.46	76.86	75.95	73.99
15-Oct-20	70.46	76.86	75.95	73.99
14-Oct-20	70.46	76.86	75.95	73.99
13-Oct-20	70.46	76.86	75.95	73.99
12-Oct-20	70.46	76.86	75.95	73.99
11-Oct-20	70.46	76.86	75.95	73.99
10-Oct-20	70.46	76.86	75.95	73.99
9-Oct-20	70.46	76.86	75.95	73.99
8-Oct-20	70.46	76.86	75.95	73.99
7-Oct-20	70.46	76.86	75.95	73.99
6-Oct-20	70.46	76.86	75.95	73.99
5-Oct-20	70.46	76.86	75.95	73.99
4-Oct-20	70.46	76.86	75.95	73.99
3-Oct-20	70.46	76.86	75.95	73.99
2-Oct-20	70.46	76.86	75.95	73.99
1-Oct-20	70.53	76.93	76.01	74.05
30-Sep-20	70.63	77.04	76.10	74.15
29-Sep-20	70.63	77.04	76.10	74.15
28-Sep-20	70.71	77.12	76.18	74.23
27-Sep-20	70.80	77.22	76.27	74.32
26-Sep-20	70.94	77.36	76.40	74.46
25-Sep-20	71.10	77.53	76.55	74.62
24-Sep-20	71.28	77.73	76.72	74.80



Petroleum Planning & Analysis Cell

Table Posted: 26-Jun-25

Retail Selling Price of Petrol

Date of Revision	Delhi	Mumbai	Chennai	Kolkata
	(Rs./Litre)			
23-Sep-20	81.06	87.74	84.14	82.59
22-Sep-20	81.06	87.74	84.14	82.59
21-Sep-20	81.14	87.82	84.21	82.67
20-Sep-20	81.14	87.82	84.21	82.67
19-Sep-20	81.14	87.82	84.21	82.67
18-Sep-20	81.14	87.82	84.21	82.67
17-Sep-20	81.40	88.07	84.44	82.92
16-Sep-20	81.55	88.21	84.57	83.06
15-Sep-20	81.55	88.21	84.57	83.06
14-Sep-20	81.72	88.38	84.72	83.23
13-Sep-20	81.86	88.51	84.85	83.36
12-Sep-20	81.86	88.51	84.85	83.36
11-Sep-20	81.99	88.64	84.96	83.49
10-Sep-20	81.99	88.64	84.96	83.49
9-Sep-20	82.08	88.73	85.04	83.57
8-Sep-20	82.08	88.73	85.04	83.57
7-Sep-20	82.08	88.73	85.04	83.57
6-Sep-20	82.08	88.73	85.04	83.57
5-Sep-20	82.08	88.73	85.04	83.57
4-Sep-20	82.08	88.73	85.04	83.57
3-Sep-20	82.08	88.73	85.04	83.57
2-Sep-20	82.08	88.73	85.04	83.57
1-Sep-20	82.08	88.73	85.04	83.57
31-Aug-20	82.03	88.68	85.00	83.52
30-Aug-20	82.03	88.68	85.00	83.52
29-Aug-20	81.94	88.58	84.91	83.43
28-Aug-20	81.94	88.58	84.91	83.43
27-Aug-20	81.83	88.48	84.82	83.33
26-Aug-20	81.73	88.39	84.73	83.24
25-Aug-20	81.73	88.39	84.73	83.24
24-Aug-20	81.62	88.28	84.64	83.13
23-Aug-20	81.49	88.16	84.52	83.01
22-Aug-20	81.35	88.02	84.40	82.87
21-Aug-20	81.19	87.87	84.26	82.72
20-Aug-20	81.00	87.68	84.09	82.53
19-Aug-20	80.90	87.58	83.99	82.43
18-Aug-20	80.90	87.58	83.99	82.43
17-Aug-20	80.73	87.45	83.87	82.30
16-Aug-20	80.57	87.31	83.75	82.17
15-Aug-20	80.43	87.19	83.63	82.05
14-Aug-20	80.43	87.19	83.63	82.05
13-Aug-20	80.43	87.19	83.63	82.05
12-Aug-20	80.43	87.19	83.63	82.05
11-Aug-20	80.43	87.19	83.63	82.05
10-Aug-20	80.43	87.19	83.63	82.05
9-Aug-20	80.43	87.19	83.63	82.05
8-Aug-20	80.43	87.19	83.63	82.05
7-Aug-20	80.43	87.19	83.63	82.05
6-Aug-20	80.43	87.19	83.63	82.05
5-Aug-20	80.43	87.19	83.63	82.05
4-Aug-20	80.43	87.19	83.63	82.05
3-Aug-20	80.43	87.19	83.63	82.05
2-Aug-20	80.43	87.19	83.63	82.05
1-Aug-20	80.43	87.19	83.63	82.05
31-Jul-20	80.43	87.19	83.63	82.10
30-Jul-20	80.43	87.19	83.63	82.10
29-Jul-20	80.43	87.19	83.63	82.10
28-Jul-20	80.43	87.19	83.63	82.10
27-Jul-20	80.43	87.19	83.63	82.10
26-Jul-20	80.43	87.19	83.63	82.10
25-Jul-20	80.43	87.19	83.63	82.10
24-Jul-20	80.43	87.19	83.63	82.10
23-Jul-20	80.43	87.19	83.63	82.10
22-Jul-20	80.43	87.19	83.63	82.10
21-Jul-20	80.43	87.19	83.63	82.10
20-Jul-20	80.43	87.19	83.63	82.10
19-Jul-20	80.43	87.19	83.63	82.10
18-Jul-20	80.43	87.19	83.63	82.10
17-Jul-20	80.43	87.19	83.63	82.10
16-Jul-20	80.43	87.19	83.63	82.10
15-Jul-20	80.43	87.19	83.63	82.10
14-Jul-20	80.43	87.19	83.63	82.10
13-Jul-20	80.43	87.19	83.63	82.10
12-Jul-20	80.43	87.19	83.63	82.10
11-Jul-20	80.43	87.19	83.63	82.10
10-Jul-20	80.43	87.19	83.63	82.10
9-Jul-20	80.43	87.19	83.63	82.10
8-Jul-20	80.43	87.19	83.63	82.10
7-Jul-20	80.43	87.19	83.63	82.10
6-Jul-20	80.43	87.19	83.63	82.10
5-Jul-20	80.43	87.19	83.63	82.10
4-Jul-20	80.43	87.19	83.63	82.10
3-Jul-20	80.43	87.19	83.63	82.10
2-Jul-20	80.43	87.19	83.63	82.10

Retail Selling Price of Diesel

Date of Revision	Delhi	Mumbai	Chennai	Kolkata
	(Rs./Litre)			
23-Sep-20	71.28	77.73	76.72	74.80
22-Sep-20	71.28	77.73	76.72	74.80
21-Sep-20	71.43	77.87	76.85	74.94
20-Sep-20	71.58	78.02	76.99	75.09
19-Sep-20	71.82	78.27	77.21	75.32
18-Sep-20	72.02	78.48	77.40	75.52
17-Sep-20	72.37	78.85	77.73	75.87
16-Sep-20	72.56	79.05	77.91	76.06
15-Sep-20	72.56	79.05	77.91	76.06
14-Sep-20	72.78	79.29	78.12	76.28
13-Sep-20	72.93	79.45	78.26	76.43
12-Sep-20	72.93	79.45	78.26	76.43
11-Sep-20	73.05	79.57	78.38	76.55
10-Sep-20	73.05	79.57	78.38	76.55
9-Sep-20	73.16	79.69	78.48	76.66
8-Sep-20	73.16	79.69	78.48	76.66
7-Sep-20	73.16	79.69	78.48	76.66
6-Sep-20	73.27	79.81	78.58	76.77
5-Sep-20	73.27	79.81	78.58	76.77
4-Sep-20	73.40	79.94	78.71	76.90
3-Sep-20	73.40	79.94	78.71	76.90
2-Sep-20	73.56	80.11	78.86	77.06
1-Sep-20	73.56	80.11	78.86	77.06
31-Aug-20	73.56	80.11	78.86	77.06
30-Aug-20	73.56	80.11	78.86	77.06
29-Aug-20	73.56	80.11	78.86	77.06
28-Aug-20	73.56	80.11	78.86	77.06
27-Aug-20	73.56	80.11	78.86	77.06
26-Aug-20	73.56	80.11	78.86	77.06
25-Aug-20	73.56	80.11	78.86	77.06
24-Aug-20	73.56	80.11	78.86	77.06
23-Aug-20	73.56	80.11	78.86	77.06
22-Aug-20	73.56	80.11	78.86	77.06
21-Aug-20	73.56	80.11	78.86	77.06
20-Aug-20	73.56	80.11	78.86	77.06
19-Aug-20	73.56	80.11	78.86	77.06
18-Aug-20	73.56	80.11	78.86	77.06
17-Aug-20	73.56	80.11	78.86	77.06
16-Aug-20	73.56	80.11	78.86	77.06
15-Aug-20	73.56	80.11	78.86	77.06
14-Aug-20	73.56	80.11	78.86	77.06
13-Aug-20	73.56	80.11	78.86	77.06
12-Aug-20	73.56	80.11	78.86	77.06
11-Aug-20	73.56	80.11	78.86	77.06
10-Aug-20	73.56	80.11	78.86	77.06
9-Aug-20	73.56	80.11	78.86	77.06
8-Aug-20	73.56	80.11	78.86	77.06
7-Aug-20	73.56	80.11	78.86	77.06
6-Aug-20	73.56	80.11	78.86	77.06
5-Aug-20	73.56	80.11	78.86	77.06
4-Aug-20	73.56	80.11	78.86	77.06
3-Aug-20	73.56	80.11	78.86	77.06
2-Aug-20	73.56	80.11	78.86	77.06
1-Aug-20	73.56	80.11	78.86	77.06
31-Jul-20	73.56	80.11	78.86	77.04
30-Jul-20	81.94	80.11	78.86	77.04
29-Jul-20	81.94	80.11	78.86	77.04
28-Jul-20	81.94	80.11	78.86	77.04
27-Jul-20	81.94	80.11	78.86	77.04
26-Jul-20	81.94	80.11	78.86	77.04
25-Jul-20	81.79	79.97	78.73	76.91
24-Jul-20	81.64	79.83	78.60	76.77
23-Jul-20	81.64	79.83	78.60	76.77
22-Jul-20	81.64	79.83	78.60	76.77
21-Jul-20	81.64	79.83	78.60	76.77
20-Jul-20	81.64	79.83	78.60	76.77
19-Jul-20	81.52	79.71	78.50	76.67
18-Jul-20	81.52	79.71	78.50	76.67
17-Jul-20	81.35	79.56	78.37	76.49
16-Jul-20	81.18	79.40	78.22	76.33
15-Jul-20	81.18	79.40	78.22	76.33
14-Jul-20	81.05	79.27	78.11	76.17
13-Jul-20	81.05	79.27	78.11	76.17
12-Jul-20	80.94	79.17	78.01	76.05
11-Jul-20	80.78	79.05	77.91	75.89
10-Jul-20	80.78	79.05	77.91	75.89
9-Jul-20	80.78	79.05	77.91	75.89
8-Jul-20	80.78	79.05	77.91	75.89
7-Jul-20	80.78	79.05	77.91	75.89
6-Jul-20	80.53	78.83	77.72	75.64
5-Jul-20	80.53	78.83	77.72	75.64
4-Jul-20	80.53	78.83	77.72	75.64
3-Jul-20	80.53	78.83	77.72	75.64
2-Jul-20	80.53	78.83	77.72	75.64



Petroleum Planning & Analysis Cell

Table Posted: 26-Jun-25

Retail Selling Price of Petrol

Date of Revision	Delhi	Mumbai	Chennai	Kolkata
	(Rs./Litre)			
1-Jul-20	80.43	87.19	83.63	82.10
30-Jun-20	80.43	87.19	83.63	82.10
29-Jun-20	80.43	87.19	83.63	82.10
28-Jun-20	80.38	87.14	83.59	82.05
27-Jun-20	80.38	87.14	83.59	82.05
26-Jun-20	80.13	86.91	83.37	81.82
25-Jun-20	79.92	86.70	83.18	81.61
24-Jun-20	79.76	86.54	83.04	81.45
23-Jun-20	79.76	86.54	83.04	81.45
22-Jun-20	79.56	86.36	82.87	81.27
21-Jun-20	79.23	86.04	82.58	80.95
20-Jun-20	78.88	85.70	82.27	80.62
19-Jun-20	78.37	85.21	81.82	80.13
18-Jun-20	77.81	84.66	81.32	79.59
17-Jun-20	77.28	84.15	80.86	79.08
16-Jun-20	76.73	83.62	80.37	78.55
15-Jun-20	76.26	83.17	79.96	78.10
14-Jun-20	75.78	82.70	79.53	77.64
13-Jun-20	75.16	82.10	78.99	77.05
12-Jun-20	74.57	81.53	78.47	76.48
11-Jun-20	74.00	80.98	77.96	75.94
10-Jun-20	73.40	80.40	77.43	75.36
9-Jun-20	73.00	80.01	77.08	74.98
8-Jun-20	72.46	79.49	76.60	74.46
7-Jun-20	71.86	78.91	76.07	73.89
6-Jun-20	71.26	78.32	75.54	73.30
5-Jun-20	71.26	78.32	75.54	73.30
4-Jun-20	71.26	78.32	75.54	73.30
3-Jun-20	71.26	78.32	75.54	73.30
2-Jun-20	71.26	78.32	75.54	73.30
1-Jun-20	71.26	78.32	75.54	73.30
31-May-20	71.26	76.31	75.54	73.30
30-May-20	71.26	76.31	75.54	73.30
29-May-20	71.26	76.31	75.54	73.30
28-May-20	71.26	76.31	75.54	73.30
27-May-20	71.26	76.31	75.54	73.30
26-May-20	71.26	76.31	75.54	73.30
25-May-20	71.26	76.31	75.54	73.30
24-May-20	71.26	76.31	75.54	73.30
23-May-20	71.26	76.31	75.54	73.30
22-May-20	71.26	76.31	75.54	73.30
21-May-20	71.26	76.31	75.54	73.30
20-May-20	71.26	76.31	75.54	73.30
19-May-20	71.26	76.31	75.54	73.30
18-May-20	71.26	76.31	75.54	73.30
17-May-20	71.26	76.31	75.54	73.30
16-May-20	71.26	76.31	75.54	73.30
15-May-20	71.26	76.31	75.54	73.30
14-May-20	71.26	76.31	75.54	73.30
13-May-20	71.26	76.31	75.54	73.30
12-May-20	71.26	76.31	75.54	73.30
11-May-20	71.26	76.31	75.54	73.30
10-May-20	71.26	76.31	75.54	73.30
9-May-20	71.26	76.31	75.54	73.30
8-May-20	71.26	76.31	75.54	73.30
7-May-20	71.26	76.31	75.54	73.30
6-May-20	71.26	76.31	75.54	73.30
5-May-20	71.26	76.31	75.54	73.30
4-May-20	69.59	76.31	75.54	73.30
3-May-20	69.59	76.31	72.28	73.30
2-May-20	69.59	76.31	72.28	73.30
1-May-20	69.59	76.31	72.28	73.30
30-Apr-20	69.59	76.31	72.28	73.30
29-Apr-20	69.59	76.31	72.28	73.30
28-Apr-20	69.59	76.31	72.28	73.30
27-Apr-20	69.59	76.31	72.28	73.30
26-Apr-20	69.59	76.31	72.28	73.30
25-Apr-20	69.59	76.31	72.28	73.30
24-Apr-20	69.59	76.31	72.28	73.30
23-Apr-20	69.59	76.31	72.28	73.30
22-Apr-20	69.59	76.31	72.28	73.30
21-Apr-20	69.59	76.31	72.28	73.30
20-Apr-20	69.59	76.31	72.28	73.30
19-Apr-20	69.59	76.31	72.28	73.30
18-Apr-20	69.59	76.31	72.28	73.30
17-Apr-20	69.59	76.31	72.28	73.30
16-Apr-20	69.59	76.31	72.28	73.30
15-Apr-20	69.59	76.31	72.28	73.30
14-Apr-20	69.59	76.31	72.28	73.30
13-Apr-20	69.59	76.31	72.28	73.30
12-Apr-20	69.59	76.31	72.28	73.30
11-Apr-20	69.59	76.31	72.28	73.30
10-Apr-20	69.59	76.31	72.28	73.30
9-Apr-20	69.59	76.31	72.28	73.30

Retail Selling Price of Diesel

Date of Revision	Delhi	Mumbai	Chennai	Kolkata
	(Rs./Litre)			
1-Jul-20	80.53	78.83	77.72	75.64
30-Jun-20	80.53	78.83	77.72	75.64
29-Jun-20	80.53	78.83	77.72	75.64
28-Jun-20	80.40	78.71	77.61	75.52
27-Jun-20	80.40	78.71	77.61	75.52
26-Jun-20	80.19	78.51	77.44	75.34
25-Jun-20	80.02	78.34	77.29	75.18
24-Jun-20	79.88	78.22	77.17	75.06
23-Jun-20	79.40	77.76	76.77	74.63
22-Jun-20	78.85	77.24	76.30	74.14
21-Jun-20	78.27	76.69	75.80	73.61
20-Jun-20	77.67	76.11	75.29	73.07
19-Jun-20	77.06	75.53	74.77	72.53
18-Jun-20	76.43	74.93	74.23	71.96
17-Jun-20	75.79	74.32	73.69	71.38
16-Jun-20	75.19	73.75	73.17	70.84
15-Jun-20	74.62	73.21	72.69	70.33
14-Jun-20	74.03	72.64	72.18	69.80
13-Jun-20	73.39	72.03	71.64	69.23
12-Jun-20	72.81	71.48	71.14	68.70
11-Jun-20	72.22	70.92	70.64	68.17
10-Jun-20	71.62	70.35	70.13	67.63
9-Jun-20	71.17	69.92	69.74	67.23
8-Jun-20	70.59	69.37	69.25	66.71
7-Jun-20	69.99	68.79	68.74	66.17
6-Jun-20	69.39	68.21	68.22	65.62
5-Jun-20	69.39	68.21	68.22	65.62
4-Jun-20	69.39	68.21	68.22	65.62
3-Jun-20	69.39	68.21	68.22	65.62
2-Jun-20	69.39	68.21	68.22	65.62
1-Jun-20	69.39	68.21	68.22	65.62
31-May-20	69.39	66.21	68.22	65.62
30-May-20	69.39	66.21	68.22	65.62
29-May-20	69.39	66.21	68.22	65.62
28-May-20	69.39	66.21	68.22	65.62
27-May-20	69.39	66.21	68.22	65.62
26-May-20	69.39	66.21	68.22	65.62
25-May-20	69.39	66.21	68.22	65.62
24-May-20	69.39	66.21	68.22	65.62
23-May-20	69.39	66.21	68.22	65.62
22-May-20	69.39	66.21	68.22	65.62
21-May-20	69.39	66.21	68.22	65.62
20-May-20	69.39	66.21	68.22	65.62
19-May-20	69.39	66.21	68.22	65.62
18-May-20	69.39	66.21	68.22	65.62
17-May-20	69.39	66.21	68.22	65.62
16-May-20	69.39	66.21	68.22	65.62
15-May-20	69.39	66.21	68.22	65.62
14-May-20	69.39	66.21	68.22	65.62
13-May-20	69.39	66.21	68.22	65.62
12-May-20	69.39	66.21	68.22	65.62
11-May-20	69.39	66.21	68.22	65.62
10-May-20	69.39	66.21	68.22	65.62
9-May-20	69.39	66.21	68.22	65.62
8-May-20	69.39	66.21	68.22	65.62
7-May-20	69.39	66.21	68.22	65.62
6-May-20	69.39	66.21	68.22	65.62
5-May-20	69.39	66.21	68.22	65.62
4-May-20	62.29	66.21	68.22	65.62
3-May-20	62.29	66.21	65.71	65.62
2-May-20	62.29	66.21	65.71	65.62
1-May-20	62.29	66.21	65.71	65.62
30-Apr-20	62.29	66.21	65.71	65.62
29-Apr-20	62.29	66.21	65.71	65.62
28-Apr-20	62.29	66.21	65.71	65.62
27-Apr-20	62.29	66.21	65.71	65.62
26-Apr-20	62.29	66.21	65.71	65.62
25-Apr-20	62.29	66.21	65.71	65.62
24-Apr-20	62.29	66.21	65.71	65.62
23-Apr-20	62.29	66.21	65.71	65.62
22-Apr-20	62.29	66.21	65.71	65.62
21-Apr-20	62.29	66.21	65.71	65.62
20-Apr-20	62.29	66.21	65.71	65.62
19-Apr-20	62.29	66.21	65.71	65.62
18-Apr-20	62.29	66.21	65.71	65.62
17-Apr-20	62.29	66.21	65.71	65.62
16-Apr-20	62.29	66.21	65.71	65.62
15-Apr-20	62.29	66.21	65.71	65.62
14-Apr-20	62.29	66.21	65.71	65.62
13-Apr-20	62.29	66.21	65.71	65.62
12-Apr-20	62.29	66.21	65.71	65.62
11-Apr-20	62.29	66.21	65.71	65.62
10-Apr-20	62.29	66.21	65.71	65.62
9-Apr-20	62.29	66.21	65.71	65.62



Petroleum Planning & Analysis Cell

Table Posted: 26-Jun-25

Retail Selling Price of Petrol

Date of Revision	Delhi	Mumbai	Chennai	Kolkata
	(Rs./Litre)			
8-Apr-20	69.59	76.31	72.28	73.30
7-Apr-20	69.59	76.31	72.28	73.30
6-Apr-20	69.59	76.31	72.28	73.30
5-Apr-20	69.59	76.31	72.28	73.30
4-Apr-20	69.59	76.31	72.28	73.30
3-Apr-20	69.59	76.31	72.28	73.30
2-Apr-20	69.59	76.31	72.28	73.30
1-Apr-20	69.59	76.31	72.28	73.30
31-Mar-20	69.59	75.30	72.28	72.29
30-Mar-20	69.59	75.30	72.28	72.29
29-Mar-20	69.59	75.30	72.28	72.29
28-Mar-20	69.59	75.30	72.28	72.29
27-Mar-20	69.59	75.30	72.28	72.29
26-Mar-20	69.59	75.30	72.28	72.29
25-Mar-20	69.59	75.30	72.28	72.29
24-Mar-20	69.59	75.30	72.28	72.29
23-Mar-20	69.59	75.30	72.28	72.29
22-Mar-20	69.59	75.30	72.28	72.29
21-Mar-20	69.59	75.30	72.28	72.29
20-Mar-20	69.59	75.30	72.28	72.29
19-Mar-20	69.59	75.30	72.28	72.29
18-Mar-20	69.59	75.30	72.28	72.29
17-Mar-20	69.59	75.30	72.28	72.29
16-Mar-20	69.59	75.30	72.28	72.29
15-Mar-20	69.75	75.46	72.45	72.45
14-Mar-20	69.87	75.57	72.57	72.57
13-Mar-20	70.00	75.70	72.71	72.70
12-Mar-20	70.14	75.84	72.86	72.83
11-Mar-20	70.29	75.99	73.02	72.98
10-Mar-20	70.29	75.99	73.02	72.98
9-Mar-20	70.59	76.29	73.33	73.28
8-Mar-20	70.83	76.53	73.58	73.51
7-Mar-20	71.02	76.71	73.78	73.70
6-Mar-20	71.14	76.83	73.91	73.82
5-Mar-20	71.29	76.98	74.07	73.96
4-Mar-20	71.44	77.13	74.23	74.11
3-Mar-20	71.44	77.13	74.23	74.11
2-Mar-20	71.49	77.18	74.28	74.16
1-Mar-20	71.71	77.40	74.51	74.38
29-Feb-20	71.89	77.56	74.68	74.53
28-Feb-20	71.96	77.62	74.75	74.60
27-Feb-20	71.96	77.62	74.75	74.60
26-Feb-20	72.01	77.67	74.81	74.65
25-Feb-20	72.01	77.67	74.81	74.65
24-Feb-20	72.01	77.67	74.81	74.65
23-Feb-20	72.01	77.67	74.81	74.65
22-Feb-20	71.94	77.60	74.73	74.58
21-Feb-20	71.89	77.56	74.68	74.53
20-Feb-20	71.89	77.56	74.68	74.53
19-Feb-20	71.89	77.56	74.68	74.53
18-Feb-20	71.89	77.56	74.68	74.53
17-Feb-20	71.94	77.60	74.73	74.58
16-Feb-20	71.94	77.60	74.73	74.58
15-Feb-20	71.94	77.60	74.73	74.58
14-Feb-20	71.94	77.60	74.73	74.58
13-Feb-20	71.94	77.60	74.73	74.58
12-Feb-20	71.94	77.60	74.73	74.58
11-Feb-20	71.94	77.60	74.73	74.58
10-Feb-20	72.10	77.76	74.90	74.74
9-Feb-20	72.23	77.89	75.04	74.92
8-Feb-20	72.45	78.11	75.27	75.13
7-Feb-20	72.68	78.34	75.51	75.36
6-Feb-20	72.89	78.55	75.73	75.57
5-Feb-20	72.98	78.63	75.83	75.65
4-Feb-20	72.98	78.63	75.83	75.65
3-Feb-20	73.04	78.69	75.89	75.71
2-Feb-20	73.10	78.75	75.95	75.77
1-Feb-20	73.19	78.83	76.03	75.85
31-Jan-20	73.27	78.88	76.09	75.90
30-Jan-20	73.36	78.97	76.19	75.99
29-Jan-20	73.60	79.21	76.44	76.22
28-Jan-20	73.60	79.21	76.44	76.22
27-Jan-20	73.71	79.32	76.56	76.33
26-Jan-20	73.86	79.47	76.71	76.48
25-Jan-20	74.16	79.76	77.03	76.77
24-Jan-20	74.43	80.03	77.31	77.04
23-Jan-20	74.65	80.25	77.54	77.26
22-Jan-20	74.82	80.42	77.72	77.42
21-Jan-20	74.82	80.42	77.72	77.42
20-Jan-20	74.98	80.58	77.89	77.58
19-Jan-20	75.09	80.68	78.01	77.69
18-Jan-20	75.26	80.85	78.19	77.85
17-Jan-20	75.41	81.00	78.34	78.00
16-Jan-20	75.55	81.14	78.49	78.14

Retail Selling Price of Diesel

Date of Revision	Delhi	Mumbai	Chennai	Kolkata
	(Rs./Litre)			
8-Apr-20	62.29	66.21	65.71	65.62
7-Apr-20	62.29	66.21	65.71	65.62
6-Apr-20	62.29	66.21	65.71	65.62
5-Apr-20	62.29	66.21	65.71	65.62
4-Apr-20	62.29	66.21	65.71	65.62
3-Apr-20	62.29	66.21	65.71	65.62
2-Apr-20	62.29	66.21	65.71	65.62
1-Apr-20	62.29	66.21	65.71	65.62
31-Mar-20	62.29	65.21	65.71	64.62
30-Mar-20	62.29	65.21	65.71	64.62
29-Mar-20	62.29	65.21	65.71	64.62
28-Mar-20	62.29	65.21	65.71	64.62
27-Mar-20	62.29	65.21	65.71	64.62
26-Mar-20	62.29	65.21	65.71	64.62
25-Mar-20	62.29	65.21	65.71	64.62
24-Mar-20	62.29	65.21	65.71	64.62
23-Mar-20	62.29	65.21	65.71	64.62
22-Mar-20	62.29	65.21	65.71	64.62
21-Mar-20	62.29	65.21	65.71	64.62
20-Mar-20	62.29	65.21	65.71	64.62
19-Mar-20	62.29	65.21	65.71	64.62
18-Mar-20	62.29	65.21	65.71	64.62
17-Mar-20	62.29	65.21	65.71	64.62
16-Mar-20	62.29	65.21	65.71	64.62
15-Mar-20	62.44	65.37	65.87	64.77
14-Mar-20	62.58	65.51	66.02	64.91
13-Mar-20	62.74	65.68	66.19	65.07
12-Mar-20	62.89	65.84	66.35	65.22
11-Mar-20	63.01	65.97	66.48	65.34
10-Mar-20	63.01	65.97	66.48	65.34
9-Mar-20	63.26	66.24	66.75	65.59
8-Mar-20	63.51	66.50	67.01	65.84
7-Mar-20	63.69	66.69	67.21	66.02
6-Mar-20	63.81	66.82	67.34	66.14
5-Mar-20	63.94	66.96	67.47	66.27
4-Mar-20	64.03	67.05	67.57	66.36
3-Mar-20	64.03	67.05	67.57	66.36
2-Mar-20	64.10	67.13	67.65	66.43
1-Mar-20	64.30	67.34	67.86	66.63
29-Feb-20	64.51	67.60	68.12	66.83
28-Feb-20	64.60	67.69	68.21	66.92
27-Feb-20	64.65	67.75	68.27	66.97
26-Feb-20	64.70	67.80	68.32	67.02
25-Feb-20	64.70	67.80	68.32	67.02
24-Feb-20	64.70	67.80	68.32	67.02
23-Feb-20	64.70	67.80	68.32	67.02
22-Feb-20	64.65	67.75	68.27	66.97
21-Feb-20	64.65	67.75	68.27	66.97
20-Feb-20	64.65	67.75	68.27	66.97
19-Feb-20	64.65	67.75	68.27	66.97
18-Feb-20	64.65	67.75	68.27	66.97
17-Feb-20	64.70	67.80	68.32	67.02
16-Feb-20	64.70	67.80	68.32	67.02
15-Feb-20	64.77	67.87	68.40	67.09
14-Feb-20	64.77	67.87	68.40	67.09
13-Feb-20	64.82	67.93	68.45	67.14
12-Feb-20	64.87	67.98	68.50	67.19
11-Feb-20	64.87	67.98	68.50	67.19
10-Feb-20	65.07	68.19	68.72	67.39
9-Feb-20	65.23	68.36	68.89	67.59
8-Feb-20	65.43	68.57	69.10	67.79
7-Feb-20	65.68	68.84	69.37	68.04
6-Feb-20	65.92	69.09	69.63	68.29
5-Feb-20	66.04	69.22	69.76	68.41
4-Feb-20	66.04	69.22	69.76	68.41
3-Feb-20	66.09	69.27	69.81	68.46
2-Feb-20	66.14	69.36	69.89	68.54
1-Feb-20	66.22	69.42	69.96	68.59
31-Jan-20	66.28	69.47	70.01	68.64
30-Jan-20	66.36	69.56	70.09	68.72
29-Jan-20	66.58	69.79	70.33	68.94
28-Jan-20	66.58	69.79	70.33	68.94
27-Jan-20	66.71	69.93	70.47	69.07
26-Jan-20	66.96	70.19	70.73	69.32
25-Jan-20	67.31	70.56	71.11	69.67
24-Jan-20	67.61	70.88	71.43	69.97
23-Jan-20	67.86	71.15	71.70	70.22
22-Jan-20	68.05	71.35	71.90	70.41
21-Jan-20	68.05	71.35	71.90	70.41
20-Jan-20	68.26	71.57	72.13	70.62
19-Jan-20	68.45	71.77	72.33	70.81
18-Jan-20	68.61	71.94	72.50	70.97
17-Jan-20	68.77	72.11	72.67	71.13
16-Jan-20	68.92	72.27	72.83	71.29



Petroleum Planning & Analysis Cell

Table Posted: 26-Jun-25

Retail Selling Price of Petrol

Date of Revision	Delhi	Mumbai	Chennai	Kolkata
	(Rs./Litre)			
15-Jan-20	75.70	81.29	78.65	78.29
14-Jan-20	75.70	81.29	78.65	78.29
13-Jan-20	75.80	81.39	78.76	78.39
12-Jan-20	75.90	81.49	78.86	78.48
11-Jan-20	76.01	81.60	78.98	78.59
10-Jan-20	75.96	81.55	78.92	78.54
9-Jan-20	75.81	81.40	78.77	78.39
8-Jan-20	75.74	81.33	78.69	78.33
7-Jan-20	75.74	81.33	78.69	78.33
6-Jan-20	75.69	81.28	78.64	78.28
5-Jan-20	75.54	81.13	78.48	78.13
4-Jan-20	75.45	81.04	78.39	78.04
3-Jan-20	75.35	80.94	78.28	77.94
2-Jan-20	75.25	80.87	78.20	77.87
1-Jan-20	75.14	80.79	78.12	77.79
31-Dec-19	75.14	80.79	78.12	77.79
30-Dec-19	75.04	80.69	78.02	77.70
29-Dec-19	74.88	80.53	77.85	77.54
28-Dec-19	74.74	80.40	77.70	77.40
27-Dec-19	74.74	80.40	77.70	77.40
26-Dec-19	74.68	80.34	77.64	77.34
25-Dec-19	74.63	80.29	77.58	77.29
24-Dec-19	74.63	80.29	77.58	77.29
23-Dec-19	74.63	80.29	77.58	77.29
22-Dec-19	74.63	80.29	77.58	77.29
21-Dec-19	74.63	80.29	77.58	77.29
20-Dec-19	74.63	80.29	77.58	77.29
19-Dec-19	74.63	80.29	77.58	77.29
18-Dec-19	74.63	80.29	77.58	77.29
17-Dec-19	74.63	80.29	77.58	77.29
16-Dec-19	74.69	80.35	77.65	77.35
15-Dec-19	74.74	80.40	77.70	77.40
14-Dec-19	74.84	80.49	77.81	77.50
13-Dec-19	74.89	80.54	77.86	77.55
12-Dec-19	74.95	80.60	77.92	77.61
11-Dec-19	75.00	80.65	77.97	77.67
10-Dec-19	75.00	80.65	77.97	77.67
9-Dec-19	75.00	80.65	77.97	77.67
8-Dec-19	74.95	80.60	77.92	77.62
7-Dec-19	74.86	80.51	77.83	77.54
6-Dec-19	74.86	80.51	77.83	77.54
5-Dec-19	74.91	80.59	77.91	77.61
4-Dec-19	74.91	80.59	77.91	77.61
3-Dec-19	74.91	80.59	77.91	77.61
2-Dec-19	74.91	80.59	77.91	77.61
1-Dec-19	74.91	80.59	77.91	77.61
30-Nov-19	74.86	80.51	77.83	77.54
29-Nov-19	74.81	80.46	77.77	77.49
28-Nov-19	74.76	80.42	77.72	77.44
27-Nov-19	74.76	80.42	77.72	77.44
26-Nov-19	74.76	80.42	77.72	77.44
25-Nov-19	74.66	80.32	77.62	77.34
24-Nov-19	74.54	80.20	77.49	77.22
23-Nov-19	74.44	80.10	77.38	77.12
22-Nov-19	74.35	80.01	77.29	77.04
21-Nov-19	74.20	79.86	77.13	76.89
20-Nov-19	74.20	79.86	77.13	76.89
19-Nov-19	74.20	79.86	77.13	76.89
18-Nov-19	74.05	79.71	76.97	76.74
17-Nov-19	73.89	79.55	76.81	76.58
16-Nov-19	73.77	79.44	76.68	76.47
15-Nov-19	73.63	79.30	76.53	76.33
14-Nov-19	73.45	79.12	76.34	76.15
13-Nov-19	73.30	78.97	76.18	76.00
12-Nov-19	73.30	78.97	76.18	76.00
11-Nov-19	73.20	78.87	76.08	75.91
10-Nov-19	73.05	78.72	75.92	75.76
9-Nov-19	72.85	78.52	75.71	75.56
8-Nov-19	72.70	78.38	75.55	75.41
7-Nov-19	72.60	78.28	75.45	75.32
6-Nov-19	72.60	78.28	75.45	75.32
5-Nov-19	72.60	78.28	75.45	75.32
4-Nov-19	72.65	78.33	75.50	75.37
3-Nov-19	72.74	78.42	75.59	75.45
2-Nov-19	72.81	78.48	75.67	75.52
1-Nov-19	72.86	78.51	75.69	75.55
31-Oct-19	72.92	78.54	75.72	75.57
30-Oct-19	72.92	78.54	75.72	75.57
29-Oct-19	72.92	78.54	75.72	75.57
28-Oct-19	72.98	78.60	75.79	75.63
27-Oct-19	72.98	78.60	75.79	75.63
26-Oct-19	72.98	78.60	75.79	75.63
25-Oct-19	73.06	78.68	75.87	75.71
24-Oct-19	73.17	78.78	75.99	75.82

Retail Selling Price of Diesel

Date of Revision	Delhi	Mumbai	Chennai	Kolkata
	(Rs./Litre)			
15-Jan-20	69.06	72.42	72.98	71.43
14-Jan-20	69.06	72.42	72.98	71.43
13-Jan-20	69.06	72.42	72.98	71.43
12-Jan-20	69.11	72.47	73.04	71.48
11-Jan-20	69.17	72.54	73.10	71.54
10-Jan-20	69.05	72.41	72.97	71.42
9-Jan-20	68.94	72.29	72.85	71.31
8-Jan-20	68.79	72.14	72.69	71.15
7-Jan-20	68.79	72.14	72.69	71.15
6-Jan-20	68.68	72.02	72.58	71.04
5-Jan-20	68.51	71.84	72.39	70.87
4-Jan-20	68.40	71.72	72.28	70.76
3-Jan-20	68.25	71.56	72.12	70.61
2-Jan-20	68.10	71.43	71.98	70.49
1-Jan-20	67.96	71.31	71.86	70.38
31-Dec-19	67.96	71.31	71.86	70.38
30-Dec-19	67.78	71.12	71.67	70.20
29-Dec-19	67.60	70.93	71.48	70.02
28-Dec-19	67.41	70.73	71.27	69.83
27-Dec-19	67.24	70.55	71.09	69.66
26-Dec-19	67.09	70.39	70.93	69.50
25-Dec-19	66.99	70.28	70.82	69.40
24-Dec-19	66.99	70.28	70.82	69.40
23-Dec-19	66.94	70.23	70.77	69.35
22-Dec-19	66.74	70.01	70.56	69.15
21-Dec-19	66.54	69.80	70.34	68.95
20-Dec-19	66.34	69.59	70.13	68.75
19-Dec-19	66.19	69.43	69.97	68.60
18-Dec-19	66.04	69.27	69.81	68.45
17-Dec-19	66.04	69.27	69.81	68.45
16-Dec-19	66.04	69.27	69.81	68.45
15-Dec-19	66.04	69.27	69.81	68.45
14-Dec-19	66.04	69.27	69.81	68.45
13-Dec-19	66.04	69.27	69.81	68.45
12-Dec-19	66.04	69.27	69.81	68.45
11-Dec-19	66.04	69.27	69.81	68.45
10-Dec-19	66.04	69.27	69.81	68.45
9-Dec-19	66.04	69.27	69.81	68.45
8-Dec-19	65.94	69.17	69.70	68.35
7-Dec-19	65.84	69.06	69.59	68.25
6-Dec-19	65.78	69.00	69.53	68.19
5-Dec-19	65.78	69.00	69.53	68.19
4-Dec-19	65.78	69.00	69.53	68.19
3-Dec-19	65.78	69.00	69.53	68.19
2-Dec-19	65.78	69.00	69.53	68.19
1-Dec-19	65.78	69.00	69.53	68.19
30-Nov-19	65.78	69.00	69.53	68.19
29-Nov-19	65.78	69.00	69.53	68.19
28-Nov-19	65.73	68.94	69.47	68.14
27-Nov-19	65.73	68.94	69.47	68.14
26-Nov-19	65.73	68.94	69.47	68.14
25-Nov-19	65.73	68.94	69.47	68.14
24-Nov-19	65.73	68.94	69.47	68.14
23-Nov-19	65.79	69.01	69.54	68.20
22-Nov-19	65.84	69.06	69.59	68.25
21-Nov-19	65.84	69.06	69.59	68.25
20-Nov-19	65.84	69.06	69.59	68.25
19-Nov-19	65.84	69.06	69.59	68.25
18-Nov-19	65.79	69.01	69.54	68.20
17-Nov-19	65.79	69.01	69.54	68.20
16-Nov-19	65.79	69.01	69.54	68.20
15-Nov-19	65.79	69.01	69.54	68.20
14-Nov-19	65.79	69.01	69.54	68.20
13-Nov-19	65.79	69.01	69.54	68.20
12-Nov-19	65.79	69.01	69.54	68.20
11-Nov-19	65.85	69.07	69.60	68.26
10-Nov-19	65.91	69.13	69.67	68.32
9-Nov-19	65.91	69.13	69.67	68.32
8-Nov-19	65.84	69.06	69.59	68.25
7-Nov-19	65.75	68.96	69.50	68.16
6-Nov-19	65.75	68.96	69.50	68.16
5-Nov-19	65.75	68.96	69.50	68.16
4-Nov-19	65.75	68.96	69.50	68.16
3-Nov-19	65.80	68.99	69.52	68.19
2-Nov-19	65.80	68.99	69.52	68.19
1-Nov-19	65.80	68.99	69.52	68.19
31-Oct-19	65.85	69.01	69.55	68.21
30-Oct-19	65.85	69.01	69.55	68.21
29-Oct-19	65.85	69.01	69.55	68.21
28-Oct-19	65.95	69.12	69.65	68.31
27-Oct-19	65.95	69.12	69.65	68.31
26-Oct-19	65.95	69.12	69.65	68.31
25-Oct-19	66.00	69.17	69.71	68.36
24-Oct-19	66.06	69.24	69.77	68.42



Petroleum Planning & Analysis Cell

Table Posted: 26-Jun-25

Retail Selling Price of Petrol

Date of Revision	Delhi	Mumbai	Chennai	Kolkata
	(Rs./Litre)			
23-Oct-19	73.22	78.83	76.04	75.87
22-Oct-19	73.22	78.83	76.04	75.87
21-Oct-19	73.27	78.88	76.09	75.92
20-Oct-19	73.27	78.88	76.09	75.92
19-Oct-19	73.27	78.88	76.09	75.92
18-Oct-19	73.27	78.88	76.09	75.92
17-Oct-19	73.27	78.88	76.09	75.92
16-Oct-19	73.27	78.88	76.09	75.92
15-Oct-19	73.27	78.88	76.09	75.92
14-Oct-19	73.32	78.93	76.14	75.97
13-Oct-19	73.32	78.93	76.14	75.97
12-Oct-19	73.32	78.93	76.14	75.97
11-Oct-19	73.42	79.03	76.25	76.07
10-Oct-19	73.54	79.15	76.38	76.18
9-Oct-19	73.59	79.20	76.43	76.23
8-Oct-19	73.59	79.20	76.43	76.23
7-Oct-19	73.76	79.37	76.61	76.40
6-Oct-19	73.89	79.50	76.74	76.53
5-Oct-19	74.04	79.65	76.90	76.67
4-Oct-19	74.33	79.93	77.21	76.96
3-Oct-19	74.51	80.11	77.40	77.14
2-Oct-19	74.61	80.21	77.50	77.23
1-Oct-19	74.61	80.21	77.50	77.23
30-Sep-19	74.42	80.08	77.36	77.10
29-Sep-19	74.34	80.00	77.28	77.03
28-Sep-19	74.34	80.00	77.28	77.03
27-Sep-19	74.34	80.00	77.28	77.03
26-Sep-19	74.19	79.85	77.12	76.88
25-Sep-19	74.13	79.79	77.06	76.82
24-Sep-19	74.13	79.79	77.06	76.82
23-Sep-19	73.91	79.57	76.83	76.60
22-Sep-19	73.62	79.29	76.52	76.32
21-Sep-19	73.35	79.02	76.24	76.05
20-Sep-19	73.06	78.73	75.93	75.77
19-Sep-19	72.71	78.39	75.56	75.43
18-Sep-19	72.42	78.10	75.26	75.14
17-Sep-19	72.17	77.85	74.99	74.89
16-Sep-19	72.03	77.71	74.85	74.76
15-Sep-19	72.03	77.71	74.85	74.76
14-Sep-19	71.97	77.65	74.78	74.70
13-Sep-19	71.89	77.57	74.70	74.62
12-Sep-19	71.82	77.50	74.63	74.55
11-Sep-19	71.76	77.45	74.56	74.49
10-Sep-19	71.76	77.45	74.56	74.49
9-Sep-19	71.71	77.40	74.51	74.44
8-Sep-19	71.71	77.40	74.51	74.44
7-Sep-19	71.77	77.46	74.57	74.50
6-Sep-19	71.86	77.54	74.66	74.58
5-Sep-19	71.95	77.62	74.75	74.66
4-Sep-19	72.01	77.67	74.80	74.71
3-Sep-19	72.01	77.67	74.80	74.71
2-Sep-19	72.01	77.67	74.80	74.71
1-Sep-19	72.01	77.67	74.80	74.71
31-Aug-19	72.01	77.67	74.80	74.71
30-Aug-19	72.01	77.67	74.80	74.71
29-Aug-19	72.01	77.67	74.80	74.71
28-Aug-19	72.07	77.73	74.86	74.77
27-Aug-19	72.07	77.73	74.86	74.77
26-Aug-19	72.07	77.73	74.86	74.77
25-Aug-19	71.99	77.65	74.78	74.69
24-Aug-19	71.92	77.58	74.70	74.62
23-Aug-19	71.84	77.50	74.62	74.54
22-Aug-19	71.84	77.50	74.62	74.54
21-Aug-19	71.84	77.50	74.62	74.54
20-Aug-19	71.84	77.50	74.62	74.54
19-Aug-19	71.84	77.50	74.62	74.54
18-Aug-19	71.91	77.57	74.69	74.61
17-Aug-19	71.99	77.65	74.78	74.69
16-Aug-19	71.99	77.65	74.78	74.69
15-Aug-19	71.99	77.65	74.78	74.69
14-Aug-19	71.99	77.65	74.78	74.69
13-Aug-19	71.99	77.65	74.78	74.69
12-Aug-19	71.99	77.65	74.78	74.69
11-Aug-19	71.99	77.65	74.78	74.69
10-Aug-19	72.08	77.74	74.87	74.78
9-Aug-19	72.08	77.74	74.87	74.78
8-Aug-19	72.23	77.89	75.03	74.92
7-Aug-19	72.28	77.93	75.08	74.97
6-Aug-19	72.28	77.93	75.08	74.97
5-Aug-19	72.37	78.02	75.18	75.06
4-Aug-19	72.52	78.17	75.34	75.21
3-Aug-19	72.62	78.27	75.44	75.30
2-Aug-19	72.69	78.34	75.52	75.37
1-Aug-19	72.80	78.42	75.60	75.44

Retail Selling Price of Diesel

Date of Revision	Delhi	Mumbai	Chennai	Kolkata
	(Rs./Litre)			
23-Oct-19	66.11	69.29	69.83	68.47
22-Oct-19	66.11	69.29	69.83	68.47
21-Oct-19	66.17	69.35	69.89	68.53
20-Oct-19	66.17	69.35	69.89	68.53
19-Oct-19	66.24	69.43	69.96	68.60
18-Oct-19	66.31	69.50	70.04	68.67
17-Oct-19	66.41	69.61	70.15	68.77
16-Oct-19	66.41	69.61	70.15	68.77
15-Oct-19	66.41	69.61	70.15	68.77
14-Oct-19	66.46	69.66	70.20	68.82
13-Oct-19	66.46	69.66	70.20	68.82
12-Oct-19	66.46	69.66	70.20	68.82
11-Oct-19	66.60	69.81	70.35	68.96
10-Oct-19	66.75	69.97	70.51	69.11
9-Oct-19	66.81	70.03	70.57	69.17
8-Oct-19	66.81	70.03	70.57	69.17
7-Oct-19	66.91	70.14	70.68	69.27
6-Oct-19	67.03	70.27	70.81	69.39
5-Oct-19	67.15	70.39	70.94	69.51
4-Oct-19	67.35	70.61	71.15	69.71
3-Oct-19	67.43	70.69	71.24	69.79
2-Oct-19	67.49	70.76	71.30	69.85
1-Oct-19	67.49	70.76	71.30	69.85
30-Sep-19	67.33	70.64	71.19	69.75
29-Sep-19	67.24	70.55	71.09	69.66
28-Sep-19	67.24	70.55	71.09	69.66
27-Sep-19	67.24	70.55	71.09	69.66
26-Sep-19	67.14	70.44	70.98	69.56
25-Sep-19	67.07	70.37	70.91	69.49
24-Sep-19	66.93	70.22	70.76	69.35
23-Sep-19	66.74	70.01	70.56	69.15
22-Sep-19	66.53	69.79	70.33	68.94
21-Sep-19	66.29	69.54	70.07	68.70
20-Sep-19	66.01	69.24	69.77	68.42
19-Sep-19	65.82	69.04	69.57	68.23
18-Sep-19	65.58	68.78	69.31	67.99
17-Sep-19	65.43	68.62	69.15	67.84
16-Sep-19	65.43	68.62	69.15	67.84
15-Sep-19	65.37	68.56	69.09	67.78
14-Sep-19	65.28	68.46	68.99	67.69
13-Sep-19	65.19	68.37	68.90	67.60
12-Sep-19	65.14	68.32	68.84	67.55
11-Sep-19	65.14	68.32	68.84	67.55
10-Sep-19	65.09	68.26	68.79	67.50
9-Sep-19	65.09	68.26	68.79	67.50
8-Sep-19	65.09	68.26	68.79	67.50
7-Sep-19	65.09	68.26	68.79	67.50
6-Sep-19	65.14	68.31	68.84	67.54
5-Sep-19	65.20	68.36	68.89	67.59
4-Sep-19	65.25	68.41	68.94	67.63
3-Sep-19	65.25	68.41	68.94	67.63
2-Sep-19	65.25	68.41	68.94	67.63
1-Sep-19	65.25	68.41	68.94	67.63
31-Aug-19	65.25	68.41	68.94	67.63
30-Aug-19	65.25	68.41	68.94	67.63
29-Aug-19	65.30	68.46	68.99	67.68
28-Aug-19	65.35	68.51	69.04	67.73
27-Aug-19	65.35	68.51	69.04	67.73
26-Aug-19	65.35	68.51	69.04	67.73
25-Aug-19	65.26	68.42	68.95	67.64
24-Aug-19	65.16	68.31	68.84	67.54
23-Aug-19	65.11	68.26	68.79	67.49
22-Aug-19	65.11	68.26	68.79	67.49
21-Aug-19	65.11	68.26	68.79	67.49
20-Aug-19	65.11	68.26	68.79	67.49
19-Aug-19	65.18	68.33	68.86	67.56
18-Aug-19	65.26	68.42	68.95	67.64
17-Aug-19	65.38	68.55	69.08	67.76
16-Aug-19	65.43	68.60	69.13	67.81
15-Aug-19	65.43	68.60	69.13	67.81
14-Aug-19	65.43	68.60	69.13	67.81
13-Aug-19	65.43	68.60	69.13	67.81
12-Aug-19	65.43	68.60	69.13	67.81
11-Aug-19	65.49	68.66	69.19	67.87
10-Aug-19	65.64	68.82	69.35	68.01
9-Aug-19	65.75	68.94	69.47	68.08
8-Aug-19	65.88	69.06	69.59	68.15
7-Aug-19	65.94	69.11	69.64	68.17
6-Aug-19	65.94	69.11	69.64	68.17
5-Aug-19	65.94	69.11	69.64	68.17
4-Aug-19	65.94	69.11	69.64	68.17
3-Aug-19	66.00	69.17	69.71	68.19
2-Aug-19	66.00	69.17	69.71	68.19
1-Aug-19	66.00	69.17	69.71	68.19



Petroleum Planning & Analysis Cell

Table Posted: 26-Jun-25

Retail Selling Price of Petrol

Date of Revision	Delhi	Mumbai	Chennai	Kolkata
	(Rs./Litre)			
31-Jul-19	72.86	78.48	75.66	75.50
30-Jul-19	72.86	78.48	75.66	75.50
29-Jul-19	72.99	78.61	75.80	75.63
28-Jul-19	73.14	78.75	75.96	75.75
27-Jul-19	73.24	78.85	76.06	75.81
26-Jul-19	73.29	78.90	76.11	75.83
25-Jul-19	73.35	78.96	76.18	75.85
24-Jul-19	73.41	79.02	76.24	75.87
23-Jul-19	73.41	79.02	76.24	75.87
22-Jul-19	73.35	78.96	76.18	75.77
21-Jul-19	73.35	78.96	76.18	75.77
20-Jul-19	73.35	78.96	76.18	75.77
19-Jul-19	73.35	78.96	76.18	75.77
18-Jul-19	73.35	78.96	76.18	75.77
17-Jul-19	73.27	78.88	76.09	75.65
16-Jul-19	73.27	78.88	76.09	75.65
15-Jul-19	73.21	78.82	76.03	75.55
14-Jul-19	73.08	78.69	75.89	75.38
13-Jul-19	72.99	78.61	75.80	75.25
12-Jul-19	72.90	78.52	75.70	75.12
11-Jul-19	72.90	78.52	75.70	75.12
10-Jul-19	72.90	78.52	75.70	75.12
9-Jul-19	72.90	78.52	75.70	75.12
8-Jul-19	72.96	78.57	75.76	75.15
7-Jul-19	72.96	78.57	75.76	75.15
6-Jul-19	72.96	78.57	75.76	75.15
5-Jul-19	70.51	76.15	73.19	72.75
4-Jul-19	70.51	76.15	73.19	72.75
3-Jul-19	70.51	76.15	73.19	72.75
2-Jul-19	70.51	76.15	73.19	72.75
1-Jul-19	70.44	76.11	73.15	72.67
30-Jun-19	70.37	76.06	73.10	72.63
29-Jun-19	70.28	75.97	73.01	72.54
28-Jun-19	70.17	75.87	72.89	72.43
27-Jun-19	70.12	75.82	72.84	72.38
26-Jun-19	70.05	75.75	72.77	72.31
25-Jun-19	70.05	75.75	72.77	72.31
24-Jun-19	70.05	75.75	72.77	72.31
23-Jun-19	69.98	75.68	72.69	72.24
22-Jun-19	69.93	75.63	72.64	72.19
21-Jun-19	69.93	75.63	72.64	72.19
20-Jun-19	69.93	75.63	72.64	72.19
19-Jun-19	69.93	75.63	72.64	72.19
18-Jun-19	69.93	75.63	72.64	72.19
17-Jun-19	69.93	75.63	72.64	72.19
16-Jun-19	69.93	75.63	72.64	72.19
15-Jun-19	69.99	75.69	72.70	72.25
14-Jun-19	70.18	75.88	72.90	72.44
13-Jun-19	70.35	76.04	73.08	72.61
12-Jun-19	70.43	76.12	73.17	72.68
11-Jun-19	70.43	76.12	73.17	72.68
10-Jun-19	70.43	76.12	73.17	72.68
9-Jun-19	70.56	76.25	73.30	72.81
8-Jun-19	70.72	76.41	73.47	72.97
7-Jun-19	70.94	76.63	73.70	73.19
6-Jun-19	71.07	76.76	73.84	73.31
5-Jun-19	71.23	76.91	74.01	73.47
4-Jun-19	71.23	76.91	74.01	73.47
3-Jun-19	71.30	76.98	74.08	73.54
2-Jun-19	71.50	77.16	74.27	73.71
1-Jun-19	71.62	77.28	74.39	73.74
31-May-19	71.73	77.34	74.46	73.79
30-May-19	71.80	77.41	74.53	73.86
29-May-19	71.86	77.47	74.59	73.92
28-May-19	71.86	77.47	74.59	73.92
27-May-19	71.77	77.38	74.50	73.83
26-May-19	71.67	77.28	74.39	73.73
25-May-19	71.53	77.14	74.25	73.60
24-May-19	71.39	77.00	74.10	73.46
23-May-19	71.25	76.86	73.95	73.32
22-May-19	71.17	76.78	73.87	73.24
21-May-19	71.17	76.78	73.87	73.24
20-May-19	71.12	76.73	73.82	73.19
19-May-19	71.03	76.64	73.72	73.11
18-May-19	71.03	76.64	73.72	73.11
17-May-19	71.10	76.71	73.79	73.17
16-May-19	71.18	76.79	73.88	73.25
15-May-19	71.18	76.79	73.88	73.25
14-May-19	71.18	76.79	73.88	73.25
13-May-19	71.43	77.04	74.14	73.50
12-May-19	71.73	77.34	74.46	73.79
11-May-19	72.15	77.75	74.90	74.21

Retail Selling Price of Diesel

Date of Revision	Delhi	Mumbai	Chennai	Kolkata
	(Rs./Litre)			
31-Jul-19	66.00	69.17	69.71	68.19
30-Jul-19	66.00	69.17	69.71	68.19
29-Jul-19	66.07	69.25	69.78	68.22
28-Jul-19	66.18	69.36	69.90	68.29
27-Jul-19	66.18	69.36	69.90	68.29
26-Jul-19	66.18	69.36	69.90	68.29
25-Jul-19	66.18	69.36	69.90	68.29
24-Jul-19	66.24	69.43	69.96	68.31
23-Jul-19	66.24	69.43	69.96	68.31
22-Jul-19	66.24	69.43	69.96	68.31
21-Jul-19	66.24	69.43	69.96	68.31
20-Jul-19	66.24	69.43	69.96	68.31
19-Jul-19	66.24	69.43	69.96	68.31
18-Jul-19	66.24	69.43	69.96	68.31
17-Jul-19	66.24	69.43	69.96	68.31
16-Jul-19	66.24	69.43	69.96	68.31
15-Jul-19	66.24	69.43	69.96	68.31
14-Jul-19	66.24	69.43	69.96	68.31
13-Jul-19	66.24	69.43	69.96	68.31
12-Jul-19	66.24	69.43	69.96	68.31
11-Jul-19	66.34	69.53	70.07	68.37
10-Jul-19	66.49	69.69	70.23	68.48
9-Jul-19	66.49	69.69	70.23	68.48
8-Jul-19	66.59	69.80	70.34	68.54
7-Jul-19	66.69	69.90	70.48	68.59
6-Jul-19	66.69	69.90	70.48	68.59
5-Jul-19	64.33	67.40	67.96	66.23
4-Jul-19	64.33	67.40	67.96	66.23
3-Jul-19	64.33	67.40	67.96	66.23
2-Jul-19	64.33	67.40	67.96	66.23
1-Jul-19	64.27	67.36	67.96	66.16
30-Jun-19	64.19	67.30	67.90	66.11
29-Jun-19	64.11	67.22	67.81	66.03
28-Jun-19	64.01	67.11	67.70	65.93
27-Jun-19	63.95	67.05	67.64	65.87
26-Jun-19	63.90	66.99	67.59	65.82
25-Jun-19	63.90	66.99	67.59	65.82
24-Jun-19	63.90	66.99	67.59	65.82
23-Jun-19	63.84	66.93	67.52	65.76
22-Jun-19	63.78	66.87	67.46	65.70
21-Jun-19	63.78	66.87	67.46	65.70
20-Jun-19	63.78	66.87	67.46	65.70
19-Jun-19	63.84	66.93	67.52	65.76
18-Jun-19	63.84	66.93	67.52	65.76
17-Jun-19	63.84	66.93	67.52	65.76
16-Jun-19	63.84	66.93	67.52	65.76
15-Jun-19	63.93	67.03	67.62	65.85
14-Jun-19	64.17	67.28	67.88	66.09
13-Jun-19	64.33	67.45	68.05	66.25
12-Jun-19	64.39	67.51	68.11	66.31
11-Jun-19	64.39	67.51	68.11	66.31
10-Jun-19	64.39	67.51	68.11	66.31
9-Jun-19	64.50	67.63	68.23	66.42
8-Jun-19	64.65	67.79	68.39	66.57
7-Jun-19	64.90	68.06	68.66	66.82
6-Jun-19	65.22	68.39	69.00	67.14
5-Jun-19	65.56	68.76	69.36	67.48
4-Jun-19	65.56	68.76	69.36	67.48
3-Jun-19	65.76	68.97	69.58	67.68
2-Jun-19	66.16	69.37	69.98	68.06
1-Jun-19	66.36	69.58	70.19	68.21
31-May-19	66.51	69.69	70.31	68.27
30-May-19	66.63	69.82	70.43	68.39
29-May-19	66.69	69.88	70.50	68.45
28-May-19	66.69	69.88	70.50	68.45
27-May-19	66.64	69.83	70.45	68.40
26-May-19	66.64	69.83	70.45	68.40
25-May-19	66.57	69.75	70.37	68.33
24-May-19	66.45	69.63	70.24	68.21
23-May-19	66.29	69.46	70.07	68.05
22-May-19	66.20	69.36	69.97	67.96
21-May-19	66.20	69.36	69.97	67.96
20-May-19	66.11	69.27	69.88	67.86
19-May-19	65.96	69.11	69.72	67.71
18-May-19	65.96	69.11	69.72	67.71
17-May-19	65.96	69.11	69.72	67.71
16-May-19	65.91	69.05	69.66	67.66
15-May-19	65.86	69.00	69.61	67.61
14-May-19	65.86	69.00	69.61	67.61
13-May-19	65.98	69.13	69.74	67.73
12-May-19	66.11	69.27	69.88	67.86
11-May-19	66.28	69.45	70.06	68.04



Petroleum Planning & Analysis Cell

Table Posted: 26-Jun-25

Retail Selling Price of Petrol

Date of Revision	Delhi	Mumbai	Chennai	Kolkata
	(Rs./Litre)			
10-May-19	72.63	78.23	75.40	74.68
9-May-19	72.84	78.44	75.63	74.88
8-May-19	73.00	78.59	75.79	75.04
7-May-19	73.00	78.59	75.79	75.04
6-May-19	73.00	78.59	75.79	75.04
5-May-19	73.07	78.66	75.87	75.11
4-May-19	73.13	78.71	75.92	75.15
3-May-19	73.07	78.64	75.84	75.08
2-May-19	73.07	78.64	75.84	75.08
1-May-19	73.13	78.70	75.90	75.15
30-Apr-19	73.13	78.70	75.90	75.15
29-Apr-19	73.08	78.65	75.85	75.10
28-Apr-19	73.08	78.65	75.85	75.10
27-Apr-19	73.08	78.65	75.85	75.10
26-Apr-19	73.02	78.59	75.79	75.04
25-Apr-19	73.02	78.59	75.79	75.04
24-Apr-19	72.95	78.52	75.71	74.97
23-Apr-19	72.95	78.52	75.71	74.97
22-Apr-19	72.95	78.52	75.71	74.97
21-Apr-19	72.95	78.52	75.71	74.97
20-Apr-19	73.00	78.57	75.77	75.02
19-Apr-19	73.00	78.57	75.77	75.02
18-Apr-19	72.93	78.50	75.69	74.95
17-Apr-19	72.93	78.50	75.69	74.95
16-Apr-19	72.93	78.50	75.69	74.95
15-Apr-19	72.98	78.55	75.75	75.00
14-Apr-19	72.92	78.49	75.68	74.94
13-Apr-19	72.86	78.43	75.62	74.88
12-Apr-19	72.86	78.43	75.62	74.88
11-Apr-19	72.80	78.37	75.56	74.82
10-Apr-19	72.80	78.37	75.56	74.82
9-Apr-19	72.80	78.37	75.56	74.82
8-Apr-19	72.85	78.42	75.61	74.87
7-Apr-19	72.85	78.42	75.61	74.87
6-Apr-19	72.91	78.48	75.67	74.93
5-Apr-19	72.91	78.48	75.67	74.93
4-Apr-19	72.86	78.43	75.62	74.88
3-Apr-19	72.86	78.43	75.62	74.88
2-Apr-19	72.86	78.43	75.62	74.88
1-Apr-19	72.86	78.43	75.62	74.88
31-Mar-19	72.86	78.48	75.67	74.93
30-Mar-19	72.86	78.48	75.67	74.93
29-Mar-19	72.81	78.43	75.62	74.89
28-Mar-19	72.81	78.43	75.62	74.89
27-Mar-19	72.86	78.48	75.67	74.93
26-Mar-19	72.86	78.48	75.67	74.93
25-Mar-19	72.86	78.48	75.67	74.93
24-Mar-19	72.86	78.48	75.67	74.93
23-Mar-19	72.81	78.43	75.62	74.89
22-Mar-19	72.76	78.38	75.57	74.84
21-Mar-19	72.71	78.33	75.52	74.79
20-Mar-19	72.78	78.40	75.59	74.86
19-Mar-19	72.78	78.40	75.59	74.86
18-Mar-19	72.78	78.40	75.59	74.86
17-Mar-19	72.71	78.33	75.52	74.79
16-Mar-19	72.63	78.25	75.43	74.71
15-Mar-19	72.55	78.17	75.35	74.63
14-Mar-19	72.48	78.10	75.27	74.56
13-Mar-19	72.41	78.04	75.20	74.49
12-Mar-19	72.41	78.04	75.20	74.49
11-Mar-19	72.46	78.09	75.25	74.54
10-Mar-19	72.40	78.03	75.19	74.48
9-Mar-19	72.31	77.94	75.09	74.39
8-Mar-19	72.24	77.87	75.02	74.33
7-Mar-19	72.24	77.87	75.02	74.33
6-Mar-19	72.24	77.87	75.02	74.33
5-Mar-19	72.24	77.87	75.02	74.33
4-Mar-19	72.17	77.80	74.95	74.26
3-Mar-19	72.07	77.70	74.84	74.16
2-Mar-19	71.94	77.57	74.71	74.03
1-Mar-19	71.81	77.44	74.57	73.90
28-Feb-19	71.73	77.36	74.48	73.82
27-Feb-19	71.66	77.29	74.41	73.76
26-Feb-19	71.66	77.29	74.41	73.76
25-Feb-19	71.57	77.20	74.32	73.67
24-Feb-19	71.42	77.06	74.16	73.52
23-Feb-19	71.35	76.99	74.08	73.45
22-Feb-19	71.29	76.93	74.02	73.39
21-Feb-19	71.15	76.79	73.87	73.25

Retail Selling Price of Diesel

Date of Revision	Delhi	Mumbai	Chennai	Kolkata
	(Rs./Litre)			
10-May-19	66.47	69.65	70.26	68.23
9-May-19	66.56	69.74	70.36	68.32
8-May-19	66.66	69.81	70.43	68.40
7-May-19	66.66	69.81	70.43	68.40
6-May-19	66.66	69.81	70.43	68.40
5-May-19	66.66	69.81	70.43	68.40
4-May-19	66.71	69.86	70.48	68.45
3-May-19	66.66	69.77	70.39	68.39
2-May-19	66.66	69.77	70.39	68.39
1-May-19	66.71	69.83	70.44	68.45
30-Apr-19	66.71	69.83	70.44	68.45
29-Apr-19	66.66	69.77	70.39	68.40
28-Apr-19	66.61	69.72	70.34	68.35
27-Apr-19	66.61	69.72	70.34	68.35
26-Apr-19	66.61	69.72	70.34	68.35
25-Apr-19	66.54	69.65	70.26	68.28
24-Apr-19	66.46	69.56	70.17	68.20
23-Apr-19	66.46	69.56	70.17	68.20
22-Apr-19	66.46	69.56	70.17	68.20
21-Apr-19	66.46	69.56	70.17	68.20
20-Apr-19	66.39	69.49	70.10	68.13
19-Apr-19	66.31	69.40	70.01	68.05
18-Apr-19	66.31	69.40	70.01	68.05
17-Apr-19	66.31	69.40	70.01	68.05
16-Apr-19	66.31	69.40	70.01	68.05
15-Apr-19	66.26	69.35	69.96	68.00
14-Apr-19	66.26	69.35	69.96	68.00
13-Apr-19	66.19	69.27	69.89	67.93
12-Apr-19	66.19	69.27	69.89	67.93
11-Apr-19	66.11	69.19	69.80	67.85
10-Apr-19	66.11	69.19	69.80	67.85
9-Apr-19	66.11	69.19	69.80	67.85
8-Apr-19	66.11	69.19	69.80	67.85
7-Apr-19	66.11	69.19	69.80	67.85
6-Apr-19	66.19	69.27	69.89	67.93
5-Apr-19	66.14	69.22	69.83	67.88
4-Apr-19	66.14	69.22	69.83	67.88
3-Apr-19	66.09	69.17	69.78	67.83
2-Apr-19	66.09	69.17	69.78	67.83
1-Apr-19	66.09	69.17	69.78	67.83
31-Mar-19	66.14	69.27	69.88	67.92
30-Mar-19	66.22	69.36	69.97	68.00
29-Mar-19	66.30	69.44	70.05	68.08
28-Mar-19	66.39	69.54	70.15	68.18
27-Mar-19	66.49	69.64	70.26	68.28
26-Mar-19	66.49	69.64	70.26	68.28
25-Mar-19	66.49	69.64	70.26	68.28
24-Mar-19	66.60	69.76	70.37	68.39
23-Mar-19	66.60	69.76	70.37	68.39
22-Mar-19	66.65	69.81	70.43	68.44
21-Mar-19	66.72	69.89	70.50	68.51
20-Mar-19	66.80	69.97	70.59	68.59
19-Mar-19	66.80	69.97	70.59	68.59
18-Mar-19	66.91	70.09	70.71	68.70
17-Mar-19	67.06	70.25	70.87	68.85
16-Mar-19	67.15	70.34	70.96	68.94
15-Mar-19	67.22	70.42	71.04	69.01
14-Mar-19	67.32	70.52	71.15	69.11
13-Mar-19	67.37	70.58	71.20	69.16
12-Mar-19	67.37	70.58	71.20	69.16
11-Mar-19	67.44	70.65	71.27	69.23
10-Mar-19	67.54	70.76	71.38	69.33
9-Mar-19	67.54	70.76	71.38	69.33
8-Mar-19	67.54	70.76	71.38	69.33
7-Mar-19	67.64	70.86	71.49	69.43
6-Mar-19	67.64	70.86	71.49	69.43
5-Mar-19	67.64	70.86	71.49	69.43
4-Mar-19	67.54	70.76	71.38	69.33
3-Mar-19	67.41	70.62	71.24	69.20
2-Mar-19	67.27	70.47	71.09	69.06
1-Mar-19	67.12	70.31	70.93	68.91
28-Feb-19	67.00	70.18	70.80	68.79
27-Feb-19	66.92	70.10	70.72	68.71
26-Feb-19	66.92	70.10	70.72	68.71
25-Feb-19	66.80	69.97	70.59	68.59
24-Feb-19	66.64	69.80	70.42	68.43
23-Feb-19	66.55	69.71	70.32	68.34
22-Feb-19	66.48	69.63	70.25	68.27
21-Feb-19	66.33	69.47	70.09	68.12



Petroleum Planning & Analysis Cell

Table Posted: 26-Jun-25

Retail Selling Price of Petrol

Date of Revision	Delhi	Mumbai	Chennai	Kolkata
	(Rs./Litre)			
20-Feb-19	71.00	76.64	73.72	73.11
19-Feb-19	71.00	76.64	73.72	73.11
18-Feb-19	70.91	76.54	73.61	73.01
17-Feb-19	70.76	76.39	73.45	72.86
16-Feb-19	70.60	76.23	73.28	72.71
15-Feb-19	70.46	76.10	73.14	72.57
14-Feb-19	70.39	76.03	73.06	72.50
13-Feb-19	70.33	75.97	73.00	72.44
12-Feb-19	70.33	75.97	73.00	72.44
11-Feb-19	70.33	75.97	73.00	72.44
10-Feb-19	70.28	75.92	72.95	72.39
9-Feb-19	70.28	75.92	72.95	72.39
8-Feb-19	70.38	76.02	73.05	72.49
7-Feb-19	70.44	76.08	73.11	72.55
6-Feb-19	70.44	76.08	73.11	72.55
5-Feb-19	70.44	76.08	73.11	72.55
4-Feb-19	70.59	76.22	73.27	72.70
3-Feb-19	70.74	76.37	73.43	72.84
2-Feb-19	70.84	76.47	73.54	72.94
1-Feb-19	70.94	76.57	73.64	73.04
31-Jan-19	71.09	76.72	73.80	73.18
30-Jan-19	71.19	76.82	73.90	73.28
29-Jan-19	71.19	76.82	73.90	73.28
28-Jan-19	71.27	76.90	73.99	73.36
27-Jan-19	71.27	76.90	73.99	73.36
26-Jan-19	71.27	76.90	73.99	73.36
25-Jan-19	71.27	76.90	73.99	73.36
24-Jan-19	71.27	76.90	73.99	73.36
23-Jan-19	71.27	76.90	73.99	73.36
22-Jan-19	71.27	76.90	73.99	73.36
21-Jan-19	71.14	76.77	73.85	73.23
20-Jan-19	70.95	76.58	73.65	73.05
19-Jan-19	70.72	76.35	73.41	72.82
18-Jan-19	70.55	76.18	73.23	72.65
17-Jan-19	70.47	76.11	73.15	72.58
16-Jan-19	70.33	75.97	73.00	72.44
15-Jan-19	70.41	76.05	73.08	72.52
14-Jan-19	70.13	75.77	72.79	72.24
13-Jan-19	69.75	75.39	72.39	71.87
12-Jan-19	69.26	74.91	71.87	71.39
11-Jan-19	69.07	74.72	71.67	71.20
10-Jan-19	68.88	74.53	71.47	71.01
9-Jan-19	68.50	74.16	71.07	70.64
8-Jan-19	68.50	74.16	71.07	70.64
7-Jan-19	68.50	74.16	71.07	70.64
6-Jan-19	68.29	73.95	70.85	70.43
5-Jan-19	68.29	73.95	70.85	70.43
4-Jan-19	68.44	74.10	71.01	70.58
3-Jan-19	68.65	74.30	71.22	70.78
2-Jan-19	68.65	74.30	71.22	70.78
1-Jan-19	68.65	74.30	71.22	70.78
31-Dec-18	68.84	74.47	71.41	70.96
30-Dec-18	69.04	74.67	71.62	71.15
29-Dec-18	69.26	74.89	71.85	71.37
28-Dec-18	69.55	75.18	72.16	71.65
27-Dec-18	69.74	75.36	72.36	71.84
26-Dec-18	69.79	75.41	72.41	71.89
25-Dec-18	69.79	75.41	72.41	71.89
24-Dec-18	69.86	75.48	72.48	71.96
23-Dec-18	70.07	75.69	72.70	72.16
22-Dec-18	70.27	75.89	72.91	72.36
21-Dec-18	70.46	76.08	73.11	72.55
20-Dec-18	70.63	76.25	73.29	72.71
19-Dec-18	70.63	76.25	73.29	72.71
18-Dec-18	70.63	76.25	73.29	72.71
17-Dec-18	70.53	76.15	73.19	72.62
16-Dec-18	70.34	75.96	72.99	72.43
15-Dec-18	70.34	75.96	72.99	72.43
14-Dec-18	70.29	75.91	72.94	72.38
13-Dec-18	70.29	75.91	72.94	72.38
12-Dec-18	70.20	75.80	72.82	72.28
11-Dec-18	70.20	75.80	72.82	72.28
10-Dec-18	70.31	75.90	72.92	72.37
9-Dec-18	70.55	76.13	73.18	72.60
8-Dec-18	70.70	76.28	73.33	72.75
7-Dec-18	70.92	76.50	73.57	72.97
6-Dec-18	71.32	76.90	73.99	73.36
5-Dec-18	71.72	77.29	74.41	73.75
4-Dec-18	71.72	77.29	74.41	73.75

Retail Selling Price of Diesel

Date of Revision	Delhi	Mumbai	Chennai	Kolkata
	(Rs./Litre)			
20-Feb-19	66.17	69.30	69.91	67.95
19-Feb-19	66.17	69.30	69.91	67.95
18-Feb-19	66.11	69.23	69.84	67.89
17-Feb-19	65.98	69.09	69.70	67.76
16-Feb-19	65.86	68.97	69.57	67.64
15-Feb-19	65.73	68.83	69.44	67.51
14-Feb-19	65.67	68.76	69.37	67.45
13-Feb-19	65.62	68.71	69.32	67.40
12-Feb-19	65.62	68.71	69.32	67.40
11-Feb-19	65.62	68.71	69.32	67.40
10-Feb-19	65.56	68.65	69.25	67.34
9-Feb-19	65.56	68.65	69.25	67.34
8-Feb-19	65.56	68.65	69.25	67.34
7-Feb-19	65.56	68.65	69.25	67.34
6-Feb-19	65.51	68.59	69.20	67.29
5-Feb-19	65.51	68.59	69.20	67.29
4-Feb-19	65.61	68.70	69.31	67.39
3-Feb-19	65.71	68.81	69.41	67.49
2-Feb-19	65.71	68.81	69.41	67.49
1-Feb-19	65.71	68.81	69.41	67.49
31-Jan-19	65.81	68.91	69.52	67.59
30-Jan-19	65.89	69.00	69.61	67.67
29-Jan-19	65.89	69.00	69.61	67.67
28-Jan-19	66.00	69.11	69.72	67.78
27-Jan-19	66.00	69.11	69.72	67.78
26-Jan-19	66.00	69.11	69.72	67.78
25-Jan-19	66.00	69.11	69.72	67.78
24-Jan-19	65.90	69.01	69.62	67.68
23-Jan-19	65.90	69.01	69.62	67.68
22-Jan-19	65.90	69.01	69.62	67.68
21-Jan-19	65.71	68.81	69.41	67.49
20-Jan-19	65.45	68.53	69.14	67.23
19-Jan-19	65.16	68.22	68.83	66.93
18-Jan-19	64.97	68.02	68.62	66.74
17-Jan-19	64.78	67.82	68.42	66.55
16-Jan-19	64.59	67.62	68.22	66.36
15-Jan-19	64.47	67.49	68.09	66.24
14-Jan-19	64.18	67.18	67.78	65.95
13-Jan-19	63.69	66.66	67.25	65.46
12-Jan-19	63.10	66.04	66.62	64.87
11-Jan-19	62.81	65.73	66.31	64.58
10-Jan-19	62.53	65.43	66.01	64.30
9-Jan-19	62.24	65.12	65.70	64.01
8-Jan-19	62.24	65.12	65.70	64.01
7-Jan-19	62.24	65.12	65.70	64.01
6-Jan-19	62.16	65.04	65.62	63.93
5-Jan-19	62.26	65.14	65.72	64.03
4-Jan-19	62.44	65.34	65.91	64.21
3-Jan-19	62.66	65.56	66.14	64.42
2-Jan-19	62.66	65.56	66.14	64.42
1-Jan-19	62.66	65.56	66.14	64.42
31-Dec-18	62.86	65.76	66.35	64.61
30-Dec-18	63.09	66.01	66.59	64.84
29-Dec-18	63.32	66.25	66.84	65.07
28-Dec-18	63.62	66.57	67.16	65.37
27-Dec-18	63.76	66.72	67.31	65.51
26-Dec-18	63.83	66.79	67.38	65.59
25-Dec-18	63.83	66.79	67.38	65.59
24-Dec-18	63.83	66.79	67.38	65.59
23-Dec-18	64.01	66.98	67.58	65.77
22-Dec-18	64.19	67.17	67.77	65.95
21-Dec-18	64.39	67.39	67.98	66.15
20-Dec-18	64.54	67.55	68.14	66.30
19-Dec-18	64.54	67.55	68.14	66.30
18-Dec-18	64.54	67.55	68.14	66.30
17-Dec-18	64.47	67.47	68.07	66.23
16-Dec-18	64.38	67.38	67.97	66.14
15-Dec-18	64.50	67.50	68.10	66.26
14-Dec-18	64.57	67.58	68.18	66.33
13-Dec-18	64.66	67.66	68.26	66.40
12-Dec-18	64.66	67.66	68.26	67.40
11-Dec-18	64.66	67.66	68.26	66.40
10-Dec-18	64.82	67.81	68.41	66.55
9-Dec-18	65.09	68.10	68.70	66.82
8-Dec-18	65.30	68.32	68.93	67.03
7-Dec-18	65.55	68.59	69.19	67.28
6-Dec-18	65.96	69.02	69.63	67.69
5-Dec-18	66.39	69.48	70.09	68.12
4-Dec-18	66.39	69.48	70.09	68.12



Petroleum Planning & Analysis Cell

Table Posted: 26-Jun-25

Retail Selling Price of Petrol

Date of Revision	Delhi	Mumbai	Chennai	Kolkata
	(Rs./Litre)			
3-Dec-18	71.93	77.50	74.63	73.96
2-Dec-18	72.23	77.80	74.94	74.25
1-Dec-18	72.53	78.09	75.26	74.55
30-Nov-18	72.87	78.43	75.62	74.88
29-Nov-18	73.24	78.80	76.01	75.24
28-Nov-18	73.57	79.12	76.35	75.57
27-Nov-18	74.07	79.62	76.88	76.06
26-Nov-18	74.49	80.03	77.32	76.47
25-Nov-18	74.84	80.38	77.69	76.82
24-Nov-18	75.25	80.79	78.12	77.22
23-Nov-18	75.57	81.10	78.46	77.53
22-Nov-18	75.97	81.50	78.88	77.93
21-Nov-18	76.38	81.90	79.31	78.33
20-Nov-18	76.38	81.90	79.31	78.33
19-Nov-18	76.52	82.04	79.46	78.47
18-Nov-18	76.71	82.23	79.66	78.65
17-Nov-18	76.91	82.43	79.87	78.85
16-Nov-18	77.10	82.62	80.07	79.04
15-Nov-18	77.28	82.80	80.26	79.21
14-Nov-18	77.43	82.94	80.42	79.36
13-Nov-18	77.43	82.94	80.42	79.36
12-Nov-18	77.56	83.07	80.56	79.49
11-Nov-18	77.73	83.24	80.73	79.65
10-Nov-18	77.89	83.40	80.90	79.81
9-Nov-18	78.06	83.57	81.08	79.98
8-Nov-18	78.21	83.72	81.24	80.13
7-Nov-18	78.42	83.92	81.46	80.33
6-Nov-18	78.42	83.92	81.46	80.33
5-Nov-18	78.56	84.06	81.61	80.47
4-Nov-18	78.78	84.28	81.84	80.68
3-Nov-18	78.99	84.49	82.06	80.89
2-Nov-18	79.18	84.68	82.26	81.08
1-Nov-18	79.37	84.86	82.46	81.25
31-Oct-18	79.55	85.04	82.65	81.43
30-Oct-18	79.55	85.04	82.65	81.43
29-Oct-18	79.75	85.24	82.86	81.63
28-Oct-18	80.05	85.54	83.18	81.92
27-Oct-18	80.45	85.93	83.60	82.31
26-Oct-18	80.85	86.33	84.02	82.71
25-Oct-18	81.10	86.58	84.28	82.95
24-Oct-18	81.25	86.73	84.44	83.10
23-Oct-18	81.34	86.81	84.53	83.19
22-Oct-18	81.44	86.91	84.64	83.29
21-Oct-18	81.74	87.21	84.96	83.58
20-Oct-18	81.99	87.46	85.22	83.83
19-Oct-18	82.38	87.84	85.63	84.21
18-Oct-18	82.62	88.08	85.88	84.44
17-Oct-18	82.83	88.29	86.10	84.65
16-Oct-18	82.83	88.29	86.10	84.65
15-Oct-18	82.72	88.18	85.99	84.54
14-Oct-18	82.72	88.18	85.99	84.54
13-Oct-18	82.66	88.12	85.92	84.48
12-Oct-18	82.48	87.94	85.73	84.31
11-Oct-18	82.36	87.82	85.61	84.19
10-Oct-18	82.26	87.73	85.50	84.09
9-Oct-18	82.26	87.73	85.50	84.09
8-Oct-18	82.03	87.50	85.26	83.87
7-Oct-18	81.82	87.29	85.04	83.66
6-Oct-18	81.68	87.15	84.89	83.52
5-Oct-18	81.50	86.97	84.70	83.30
4-Oct-18	84.00	91.34	87.33	85.80
3-Oct-18	83.85	91.20	87.18	85.65
2-Oct-18	83.85	91.20	87.18	85.65
1-Oct-18	83.73	91.08	87.05	85.53
30-Sep-18	83.49	90.84	86.80	85.30
29-Sep-18	83.40	90.75	86.70	85.21
28-Sep-18	83.22	90.57	86.51	85.03
27-Sep-18	83.00	90.35	86.28	84.82
26-Sep-18	82.86	90.22	86.13	84.68
25-Sep-18	82.86	90.22	86.13	84.68
24-Sep-18	82.72	90.08	85.99	84.54
23-Sep-18	82.61	89.97	85.87	84.44
22-Sep-18	82.44	89.80	85.69	84.27
21-Sep-18	82.32	89.69	85.58	84.16
20-Sep-18	82.22	89.60	85.48	84.07
19-Sep-18	82.16	89.54	85.41	84.01
18-Sep-18	82.16	89.54	85.41	84.01
17-Sep-18	82.06	89.44	85.31	83.91
16-Sep-18	81.91	89.29	85.15	83.76

Retail Selling Price of Diesel

Date of Revision	Delhi	Mumbai	Chennai	Kolkata
	(Rs./Litre)			
3-Dec-18	66.66	69.77	70.38	68.39
2-Dec-18	67.02	70.15	70.77	68.75
1-Dec-18	67.35	70.50	71.12	69.08
30-Nov-18	67.72	70.89	71.52	69.57
29-Nov-18	68.13	71.33	71.95	69.98
28-Nov-18	68.49	71.71	72.34	70.34
27-Nov-18	68.89	72.13	72.77	70.74
26-Nov-18	69.29	72.56	73.20	71.14
25-Nov-18	69.70	72.99	73.63	71.55
24-Nov-18	70.16	73.48	74.13	72.01
23-Nov-18	70.56	73.91	74.55	72.41
22-Nov-18	70.97	74.34	74.99	72.83
21-Nov-18	71.27	74.66	75.31	73.13
20-Nov-18	71.27	74.66	75.31	73.13
19-Nov-18	71.39	74.79	75.44	73.25
18-Nov-18	71.56	74.97	75.63	73.42
17-Nov-18	71.74	75.16	75.82	73.60
16-Nov-18	71.93	75.36	76.02	73.79
15-Nov-18	72.09	75.53	76.19	73.95
14-Nov-18	72.19	75.64	76.30	74.05
13-Nov-18	72.19	75.64	76.30	74.05
12-Nov-18	72.31	75.76	76.43	74.17
11-Nov-18	72.46	75.92	76.59	74.32
10-Nov-18	72.58	76.05	76.72	74.44
9-Nov-18	72.74	76.22	76.89	74.60
8-Nov-18	72.89	76.38	77.05	74.75
7-Nov-18	73.07	76.57	77.24	74.93
6-Nov-18	73.07	76.57	77.24	74.93
5-Nov-18	73.16	76.67	77.34	75.02
4-Nov-18	73.36	76.88	77.55	75.22
3-Nov-18	73.53	77.06	77.73	75.39
2-Nov-18	73.64	77.18	77.85	75.50
1-Nov-18	73.78	77.32	78.00	75.63
31-Oct-18	73.78	77.32	78.00	75.63
30-Oct-18	73.78	77.32	78.00	75.63
29-Oct-18	73.85	77.40	78.08	75.70
28-Oct-18	74.05	77.61	78.29	75.90
27-Oct-18	74.38	77.96	78.64	76.23
26-Oct-18	74.73	78.33	79.02	76.58
25-Oct-18	74.80	78.41	79.09	76.65
24-Oct-18	74.85	78.46	79.15	76.70
23-Oct-18	74.85	78.46	79.15	76.70
22-Oct-18	74.92	78.54	79.22	76.77
21-Oct-18	75.19	78.82	79.51	77.04
20-Oct-18	75.36	79.00	79.69	77.21
19-Oct-18	75.48	79.13	79.82	77.33
18-Oct-18	75.58	79.24	79.93	77.43
17-Oct-18	75.69	79.35	80.04	77.54
16-Oct-18	75.69	79.35	80.04	77.54
15-Oct-18	75.46	79.11	79.80	77.31
14-Oct-18	75.38	79.02	79.71	77.23
13-Oct-18	75.19	78.82	79.51	77.04
12-Oct-18	74.90	78.51	79.20	76.75
11-Oct-18	74.62	78.22	78.90	76.47
10-Oct-18	74.35	77.93	78.61	76.20
9-Oct-18	74.11	77.68	78.35	75.96
8-Oct-18	73.82	77.37	78.04	75.67
7-Oct-18	73.53	77.06	77.73	75.38
6-Oct-18	73.24	76.75	77.42	75.09
5-Oct-18	72.95	77.45	77.11	74.80
4-Oct-18	75.45	80.10	79.79	77.30
3-Oct-18	75.25	79.89	79.57	77.10
2-Oct-18	75.25	79.89	79.57	77.10
1-Oct-18	75.09	79.72	79.40	76.94
30-Sep-18	74.79	79.40	79.08	76.64
29-Sep-18	74.63	79.23	78.91	76.48
28-Sep-18	74.42	79.01	78.69	76.27
27-Sep-18	74.24	78.82	78.49	76.09
26-Sep-18	74.12	78.69	78.36	75.97
25-Sep-18	74.12	78.69	78.36	75.97
24-Sep-18	74.02	78.58	78.26	75.87
23-Sep-18	73.97	78.53	78.20	75.82
22-Sep-18	73.87	78.42	78.10	75.72
21-Sep-18	73.87	78.42	78.10	75.72
20-Sep-18	73.87	78.42	78.10	75.72
19-Sep-18	73.87	78.42	78.10	75.72
18-Sep-18	73.87	78.42	78.10	75.72
17-Sep-18	73.78	78.33	78.00	75.63
16-Sep-18	73.72	78.26	77.94	75.57



Petroleum Planning & Analysis Cell

Table Posted: 26-Jun-25

Retail Selling Price of Petrol

Date of Revision	Delhi	Mumbai	Chennai	Kolkata
	(Rs./Litre)			
15-Sep-18	81.63	89.01	84.85	83.49
14-Sep-18	81.28	88.67	84.49	83.14
13-Sep-18	81.00	88.39	84.19	82.87
12-Sep-18	80.87	88.26	84.05	82.74
11-Sep-18	80.87	88.26	84.05	83.75
10-Sep-18	80.73	88.12	83.91	83.61
9-Sep-18	80.50	87.89	83.66	83.39
8-Sep-18	80.38	87.77	83.54	83.27
7-Sep-18	79.99	87.39	83.13	82.88
6-Sep-18	79.51	86.91	82.62	82.41
5-Sep-18	79.31	86.72	82.41	82.22
4-Sep-18	79.31	86.72	82.41	82.22
3-Sep-18	79.15	86.56	82.24	82.06
2-Sep-18	78.84	86.25	81.92	81.76
1-Sep-18	78.68	86.09	81.75	81.60
31-Aug-18	78.52	85.93	81.58	81.44
30-Aug-18	78.30	85.72	81.35	81.23
29-Aug-18	78.18	85.60	81.22	81.11
28-Aug-18	78.05	85.47	81.09	80.98
27-Aug-18	77.91	85.33	80.94	80.84
26-Aug-18	77.78	85.20	80.80	80.71
25-Aug-18	77.67	85.09	80.69	80.61
24-Aug-18	77.67	85.09	80.69	80.61
23-Aug-18	77.58	85.00	80.59	80.52
22-Aug-18	77.58	85.00	80.59	80.52
21-Aug-18	77.58	85.00	80.59	80.52
20-Aug-18	77.49	84.91	80.50	80.43
19-Aug-18	77.40	84.82	80.40	80.34
18-Aug-18	77.28	84.71	80.28	80.22
17-Aug-18	77.20	84.63	80.19	80.14
16-Aug-18	77.20	84.63	80.19	80.14
15-Aug-18	77.14	84.58	80.14	80.10
14-Aug-18	77.14	84.58	80.14	80.10
13-Aug-18	77.14	84.58	80.14	80.10
12-Aug-18	77.23	84.67	80.23	80.18
11-Aug-18	77.23	84.67	80.23	80.18
10-Aug-18	77.13	84.57	80.13	80.09
9-Aug-18	77.06	84.50	80.05	80.00
8-Aug-18	77.06	84.50	80.05	80.00
7-Aug-18	77.06	84.50	80.05	80.00
6-Aug-18	76.97	84.41	79.96	79.89
5-Aug-18	76.85	84.29	79.83	79.77
4-Aug-18	76.70	84.14	79.68	79.62
3-Aug-18	76.50	83.94	79.46	79.42
2-Aug-18	76.43	83.87	79.39	79.33
1-Aug-18	76.31	83.76	79.26	79.20
31-Jul-18	76.31	83.76	79.26	79.20
30-Jul-18	76.25	83.70	79.20	79.14
29-Jul-18	76.16	83.61	79.11	79.05
28-Jul-18	76.16	83.61	79.11	79.05
27-Jul-18	76.23	83.68	79.18	79.10
26-Jul-18	76.23	83.68	79.18	79.10
25-Jul-18	76.23	83.68	79.18	79.10
24-Jul-18	76.23	83.68	79.18	79.10
23-Jul-18	76.30	83.75	79.25	79.15
22-Jul-18	76.37	83.82	79.33	79.20
21-Jul-18	76.47	83.91	79.43	79.27
20-Jul-18	76.62	84.06	79.59	79.39
19-Jul-18	76.78	84.22	79.76	79.51
18-Jul-18	76.84	84.22	79.76	79.51
17-Jul-18	76.84	84.22	79.76	79.51
16-Jul-18	76.84	84.22	79.76	79.51
15-Jul-18	76.95	84.33	79.87	79.61
14-Jul-18	76.95	84.33	79.87	79.61
13-Jul-18	76.76	84.14	79.67	79.42
12-Jul-18	76.59	83.97	79.49	79.26
11-Jul-18	76.53	83.91	79.43	79.20
10-Jul-18	76.53	83.91	79.43	79.20
9-Jul-18	76.36	83.75	79.25	79.03
8-Jul-18	76.13	83.52	79.01	78.80
7-Jul-18	75.98	83.37	78.85	78.66
6-Jul-18	75.85	83.24	78.72	78.53
5-Jul-18	75.71	83.10	78.57	78.39
4-Jul-18	75.55	82.94	78.40	78.23
3-Jul-18	75.55	82.94	78.40	78.23
2-Jul-18	75.55	82.94	78.40	78.23
1-Jul-18	75.55	82.94	78.40	78.23
30-Jun-18	75.55	82.99	78.40	78.23
29-Jun-18	75.55	83.06	78.40	78.23

Retail Selling Price of Diesel

Date of Revision	Delhi	Mumbai	Chennai	Kolkata
	(Rs./Litre)			
15-Sep-18	73.54	78.07	77.74	75.39
14-Sep-18	73.30	77.82	77.49	75.15
13-Sep-18	73.08	77.58	77.25	74.93
12-Sep-18	72.97	77.47	77.13	74.82
11-Sep-18	72.97	77.47	77.13	75.82
10-Sep-18	72.83	77.32	76.98	75.68
9-Sep-18	72.61	77.09	76.75	75.46
8-Sep-18	72.51	76.98	76.64	75.36
7-Sep-18	72.07	76.51	76.17	74.92
6-Sep-18	71.55	75.96	75.61	74.40
5-Sep-18	71.34	75.74	75.39	74.19
4-Sep-18	71.34	75.74	75.39	74.19
3-Sep-18	71.15	75.54	75.19	74.00
2-Sep-18	70.76	75.12	74.77	73.61
1-Sep-18	70.42	74.76	74.41	73.27
31-Aug-18	70.21	74.54	74.18	73.06
30-Aug-18	69.93	74.24	73.88	72.78
29-Aug-18	69.75	74.05	73.69	72.60
28-Aug-18	69.61	73.90	73.54	72.46
27-Aug-18	69.46	73.74	73.38	72.31
26-Aug-18	69.32	73.59	73.23	72.16
25-Aug-18	69.18	73.44	73.08	72.02
24-Aug-18	69.18	73.44	73.08	72.02
23-Aug-18	69.10	73.36	72.99	71.94
22-Aug-18	69.10	73.36	72.99	71.94
21-Aug-18	69.10	73.36	72.99	71.94
20-Aug-18	69.04	73.30	72.93	71.88
19-Aug-18	68.92	73.17	72.80	71.76
18-Aug-18	68.86	73.10	72.74	71.70
17-Aug-18	68.86	73.10	72.74	71.70
16-Aug-18	68.78	73.02	72.65	71.62
15-Aug-18	68.72	72.96	72.59	71.56
14-Aug-18	68.72	72.96	72.59	71.56
13-Aug-18	68.72	72.96	72.59	71.56
12-Aug-18	68.77	73.01	72.64	71.61
11-Aug-18	68.71	72.94	72.57	71.55
10-Aug-18	68.57	72.80	72.43	71.41
9-Aug-18	68.50	72.72	72.35	71.31
8-Aug-18	68.50	72.72	72.35	71.31
7-Aug-18	68.50	72.72	72.35	71.31
6-Aug-18	68.44	72.66	72.29	71.22
5-Aug-18	68.32	72.53	72.16	71.10
4-Aug-18	68.20	72.40	72.03	70.98
3-Aug-18	68.02	72.21	71.84	70.80
2-Aug-18	67.93	72.12	71.74	70.69
1-Aug-18	67.82	72.00	71.62	70.58
31-Jul-18	67.82	72.00	71.62	70.58
30-Jul-18	67.75	71.93	71.55	70.51
29-Jul-18	67.62	71.79	71.41	70.37
28-Jul-18	67.62	71.79	71.41	70.37
27-Jul-18	67.72	71.89	71.52	70.43
26-Jul-18	67.79	71.97	71.59	70.48
25-Jul-18	67.79	71.97	71.59	70.48
24-Jul-18	67.79	71.97	71.59	70.48
23-Jul-18	67.89	72.07	71.70	70.56
22-Jul-18	67.98	72.17	71.79	70.63
21-Jul-18	68.08	72.28	71.90	70.71
20-Jul-18	68.23	72.44	72.06	70.84
19-Jul-18	68.35	72.56	72.19	70.94
18-Jul-18	68.47	72.65	72.28	71.03
17-Jul-18	68.47	72.65	72.28	71.03
16-Jul-18	68.47	72.65	72.28	71.03
15-Jul-18	68.61	72.80	72.43	71.16
14-Jul-18	68.61	72.80	72.43	71.16
13-Jul-18	68.43	72.61	72.24	70.98
12-Jul-18	68.30	72.47	72.10	70.85
11-Jul-18	68.23	72.40	72.03	70.78
10-Jul-18	68.23	72.40	72.03	70.78
9-Jul-18	68.07	72.23	71.85	70.62
8-Jul-18	67.86	72.00	71.63	70.41
7-Jul-18	67.76	71.90	71.52	70.31
6-Jul-18	67.66	71.79	71.42	70.21
5-Jul-18	67.50	71.62	71.24	70.05
4-Jul-18	67.38	71.49	71.12	69.93
3-Jul-18	67.38	71.49	71.12	69.93
2-Jul-18	67.38	71.49	71.12	69.93
1-Jul-18	67.38	71.49	71.12	69.93
30-Jun-18	67.38	71.49	71.12	69.93
29-Jun-18	67.38	71.49	71.12	69.93



Petroleum Planning & Analysis Cell

Table Posted: 26-Jun-25

Retail Selling Price of Petrol

Date of Revision	Delhi	Mumbai	Chennai	Kolkata
	(Rs./Litre)			
28-Jun-18	75.55	83.12	78.40	78.23
27-Jun-18	75.55	83.12	78.40	78.23
26-Jun-18	75.55	83.12	78.40	78.23
25-Jun-18	75.69	83.30	78.55	78.37
24-Jun-18	75.79	83.44	78.65	78.47
23-Jun-18	75.93	83.61	78.80	78.61
22-Jun-18	76.02	83.74	78.89	78.70
21-Jun-18	76.16	83.92	79.04	78.83
20-Jun-18	76.27	84.06	79.16	78.94
19-Jun-18	76.27	84.06	79.16	78.94
18-Jun-18	76.35	84.18	79.24	79.02
17-Jun-18	76.35	84.18	79.24	79.02
16-Jun-18	76.35	84.18	79.24	79.02
15-Jun-18	76.35	84.18	79.24	79.02
14-Jun-18	76.43	84.26	79.33	79.10
13-Jun-18	76.43	84.26	79.33	79.10
12-Jun-18	76.43	84.26	79.33	79.10
11-Jun-18	76.58	84.41	79.48	79.25
10-Jun-18	76.78	84.61	79.69	79.44
9-Jun-18	77.02	84.84	79.95	79.68
8-Jun-18	77.42	85.24	80.37	80.07
7-Jun-18	77.63	85.45	80.59	80.28
6-Jun-18	77.72	85.54	80.68	80.37
5-Jun-18	77.83	85.65	80.80	80.47
4-Jun-18	77.96	85.77	80.94	80.60
3-Jun-18	78.11	85.92	81.09	80.75
2-Jun-18	78.20	86.01	81.19	80.84
1-Jun-18	78.29	86.10	81.28	80.92
31-May-18	78.35	86.16	81.35	80.98
30-May-18	78.42	86.23	81.42	81.05
29-May-18	78.43	86.24	81.43	81.06
28-May-18	78.27	86.08	81.26	80.91
27-May-18	78.12	85.93	81.11	80.76
26-May-18	77.97	85.78	80.95	80.61
25-May-18	77.83	85.65	80.80	80.47
24-May-18	77.47	85.29	80.42	80.12
23-May-18	77.17	84.99	80.11	79.83
22-May-18	76.87	84.70	79.79	79.53
21-May-18	76.57	84.40	79.47	79.24
20-May-18	76.24	84.07	79.13	78.91
19-May-18	75.91	83.75	78.78	78.59
18-May-18	75.61	83.45	78.46	78.29
17-May-18	75.32	83.16	78.16	78.01
16-May-18	75.10	82.94	77.93	77.79
15-May-18	74.95	82.79	77.77	77.65
14-May-18	74.80	82.65	77.61	77.50
13-May-18	74.63	82.48	77.43	77.32
12-May-18	74.63	82.48	77.43	77.32
11-May-18	74.63	82.48	77.43	77.32
10-May-18	74.63	82.48	77.43	77.32
9-May-18	74.63	82.48	77.43	77.32
8-May-18	74.63	82.48	77.43	77.32
7-May-18	74.63	82.48	77.43	77.32
6-May-18	74.63	82.48	77.43	77.32
5-May-18	74.63	82.48	77.43	77.32
4-May-18	74.63	82.48	77.43	77.32
3-May-18	74.63	82.48	77.43	77.32
2-May-18	74.63	82.48	77.43	77.32
1-May-18	74.63	82.48	77.43	77.32
30-Apr-18	74.63	82.48	77.43	77.32
29-Apr-18	74.63	82.48	77.43	77.32
28-Apr-18	74.63	82.48	77.43	77.32
27-Apr-18	74.63	82.48	77.43	77.32
26-Apr-18	74.63	82.48	77.43	77.32
25-Apr-18	74.63	82.48	77.43	77.32
24-Apr-18	74.63	82.48	77.43	77.32
23-Apr-18	74.50	82.35	77.29	77.20
22-Apr-18	74.40	82.25	77.19	77.10
21-Apr-18	74.21	82.06	76.99	76.91
20-Apr-18	74.08	81.93	76.85	76.78
19-Apr-18	74.07	81.92	76.84	76.77
18-Apr-18	74.02	81.87	76.79	76.73
17-Apr-18	74.02	81.87	76.79	76.73
16-Apr-18	74.02	81.87	76.79	76.73
15-Apr-18	73.98	81.83	76.75	76.69
14-Apr-18	73.93	81.79	76.69	76.64
13-Apr-18	73.91	81.77	76.67	76.62
12-Apr-18	73.94	81.80	76.71	76.65
11-Apr-18	73.98	81.83	76.75	76.69

Retail Selling Price of Diesel

Date of Revision	Delhi	Mumbai	Chennai	Kolkata
	(Rs./Litre)			
28-Jun-18	67.38	71.52	71.12	69.93
27-Jun-18	67.38	71.52	71.12	69.93
26-Jun-18	67.38	71.52	71.12	69.93
25-Jun-18	67.48	71.66	71.22	70.03
24-Jun-18	67.54	71.76	71.29	70.09
23-Jun-18	67.61	71.87	71.36	70.16
22-Jun-18	67.68	71.99	71.44	70.23
21-Jun-18	67.68	71.99	71.44	70.23
20-Jun-18	67.78	72.13	71.54	70.33
19-Jun-18	67.78	72.13	71.54	70.33
18-Jun-18	67.78	72.13	71.54	70.33
17-Jun-18	67.78	72.13	71.54	70.33
16-Jun-18	67.85	72.24	71.62	70.40
15-Jun-18	67.85	72.24	71.62	70.40
14-Jun-18	67.85	72.24	71.62	70.40
13-Jun-18	67.85	72.24	71.62	70.40
12-Jun-18	67.85	72.24	71.62	70.40
11-Jun-18	67.95	72.35	71.73	70.50
10-Jun-18	68.10	72.51	71.89	70.65
9-Jun-18	68.28	72.70	72.08	70.83
8-Jun-18	68.58	73.02	72.40	71.13
7-Jun-18	68.73	73.17	72.56	71.28
6-Jun-18	68.80	73.25	72.64	71.35
5-Jun-18	68.88	73.33	72.72	71.43
4-Jun-18	68.97	73.43	72.82	71.52
3-Jun-18	69.11	73.58	72.97	71.66
2-Jun-18	69.11	73.58	72.97	71.66
1-Jun-18	69.20	73.67	73.06	71.75
31-May-18	69.25	73.73	73.12	71.80
30-May-18	69.30	73.78	73.17	71.85
29-May-18	69.31	73.79	73.18	71.86
28-May-18	69.17	73.64	73.03	71.72
27-May-18	69.06	73.53	72.91	71.61
26-May-18	68.90	73.36	72.74	71.45
25-May-18	68.75	73.20	72.58	71.30
24-May-18	68.53	72.96	72.35	71.08
23-May-18	68.34	72.76	72.14	70.89
22-May-18	68.08	72.48	71.87	70.63
21-May-18	67.82	72.21	71.59	70.37
20-May-18	67.57	71.94	71.32	70.12
19-May-18	67.31	71.67	71.04	69.86
18-May-18	67.08	71.42	70.80	69.63
17-May-18	66.79	71.12	70.49	69.33
16-May-18	66.57	70.88	70.25	69.11
15-May-18	66.36	70.66	70.02	68.90
14-May-18	66.14	70.43	69.79	68.68
13-May-18	65.93	70.20	69.56	68.63
12-May-18	65.93	70.20	69.56	68.63
11-May-18	65.93	70.20	69.56	68.63
10-May-18	65.93	70.20	69.56	68.63
9-May-18	65.93	70.20	69.56	68.63
8-May-18	65.93	70.20	69.56	68.63
7-May-18	65.93	70.20	69.56	68.63
6-May-18	65.93	70.20	69.56	68.63
5-May-18	65.93	70.20	69.56	68.63
4-May-18	65.93	70.20	69.56	68.63
3-May-18	65.93	70.20	69.56	68.63
2-May-18	65.93	70.20	69.56	68.63
1-May-18	65.93	70.20	69.56	68.63
30-Apr-18	65.93	70.20	69.56	68.63
29-Apr-18	65.93	70.20	69.56	68.63
28-Apr-18	65.93	70.20	69.56	68.63
27-Apr-18	65.93	70.20	69.56	68.63
26-Apr-18	65.93	70.20	69.56	68.63
25-Apr-18	65.93	70.20	69.56	68.63
24-Apr-18	65.93	70.20	69.56	68.63
23-Apr-18	65.75	70.01	69.37	68.45
22-Apr-18	65.65	69.91	69.27	68.35
21-Apr-18	65.46	69.70	69.06	68.16
20-Apr-18	65.31	69.54	68.90	68.01
19-Apr-18	65.27	69.50	68.86	67.97
18-Apr-18	65.18	69.41	68.76	67.88
17-Apr-18	65.18	69.41	68.76	67.88
16-Apr-18	65.18	69.41	68.76	67.88
15-Apr-18	65.09	69.31	68.67	67.78
14-Apr-18	65.01	69.23	68.58	67.70
13-Apr-18	64.96	69.17	68.53	67.65
12-Apr-18	64.93	69.14	68.49	67.62
11-Apr-18	64.96	69.17	68.53	67.65



Petroleum Planning & Analysis Cell

Table Posted: 26-Jun-25

Retail Selling Price of Petrol

Date of Revision	Delhi	Mumbai	Chennai	Kolkata
	(Rs./Litre)			
10-Apr-18	73.98	81.83	76.75	76.69
9-Apr-18	73.99	81.84	76.76	76.70
8-Apr-18	74.03	81.88	76.80	76.73
7-Apr-18	74.00	81.85	76.77	76.71
6-Apr-18	73.98	81.83	76.75	76.69
5-Apr-18	73.98	81.83	76.75	76.69
4-Apr-18	73.95	81.80	76.72	76.66
3-Apr-18	73.95	81.80	76.72	76.66
2-Apr-18	73.83	81.69	76.59	76.54
1-Apr-18	73.73	81.59	76.48	76.44
31-Mar-18	73.55	81.41	76.29	76.26
30-Mar-18	73.31	81.17	76.04	76.03
29-Mar-18	73.08	80.94	75.80	75.80
28-Mar-18	72.90	80.77	75.61	75.63
27-Mar-18	72.90	80.77	75.61	75.63
26-Mar-18	72.79	80.66	75.49	75.52
25-Mar-18	72.55	80.42	75.24	75.28
24-Mar-18	72.38	80.25	75.06	75.11
23-Mar-18	72.30	80.17	74.98	75.04
22-Mar-18	72.26	80.13	74.94	75.00
21-Mar-18	72.20	80.07	74.87	74.94
20-Mar-18	72.20	80.07	74.87	74.94
19-Mar-18	72.19	80.06	74.86	74.93
18-Mar-18	72.20	80.07	74.87	74.94
17-Mar-18	72.27	80.14	74.95	75.01
16-Mar-18	72.37	80.24	75.05	75.10
15-Mar-18	72.45	80.32	75.14	75.18
14-Mar-18	72.47	80.34	75.16	75.20
13-Mar-18	72.47	80.34	75.16	75.20
12-Mar-18	72.45	80.32	75.14	75.18
11-Mar-18	72.48	80.35	75.17	75.21
10-Mar-18	72.46	80.33	75.15	75.19
9-Mar-18	72.43	80.30	75.12	75.16
8-Mar-18	72.39	80.26	75.07	75.12
7-Mar-18	72.39	80.26	75.07	75.12
6-Mar-18	72.39	80.26	75.07	75.12
5-Mar-18	72.32	80.19	75.00	75.06
4-Mar-18	72.26	80.13	74.94	75.00
3-Mar-18	72.00	79.87	74.66	74.74
2-Mar-18	71.75	79.63	74.40	74.50
1-Mar-18	71.57	79.45	74.21	74.32
28-Feb-18	71.51	79.39	74.15	74.26
27-Feb-18	71.51	79.39	74.15	74.26
26-Feb-18	71.53	79.41	74.17	74.28
25-Feb-18	71.50	79.38	74.14	74.25
24-Feb-18	71.52	79.40	74.16	74.27
23-Feb-18	71.61	79.49	74.25	74.36
22-Feb-18	71.70	79.58	74.35	74.45
21-Feb-18	71.72	79.60	74.37	74.44
20-Feb-18	71.73	79.61	74.38	74.45
19-Feb-18	71.92	79.80	74.58	74.63
18-Feb-18	72.07	79.94	74.74	74.78
17-Feb-18	72.23	80.10	74.91	74.94
16-Feb-18	72.52	80.39	75.21	75.22
15-Feb-18	72.79	80.66	75.49	75.49
14-Feb-18	72.94	80.81	75.65	75.64
13-Feb-18	72.94	80.81	75.65	75.64
12-Feb-18	73.01	80.87	75.73	75.70
11-Feb-18	73.22	81.08	75.95	75.91
10-Feb-18	73.33	81.19	76.06	76.02
9-Feb-18	73.35	81.21	76.08	76.04
8-Feb-18	73.37	81.23	76.11	76.06
7-Feb-18	73.38	81.24	76.12	76.07
6-Feb-18	73.38	81.24	76.12	76.07
5-Feb-18	73.31	81.17	76.04	76.00
4-Feb-18	73.16	81.02	75.88	75.85
3-Feb-18	73.09	80.95	75.81	75.78
2-Feb-18	73.10	80.96	75.82	75.79
1-Feb-18	73.05	80.91	75.77	75.74
31-Jan-18	72.92	80.79	75.63	75.62
30-Jan-18	72.92	80.79	75.63	75.62
29-Jan-18	72.84	80.71	75.55	75.54
28-Jan-18	72.77	80.64	75.47	75.47
27-Jan-18	72.72	80.59	75.42	75.42
26-Jan-18	72.63	80.50	75.33	75.33
25-Jan-18	72.49	80.36	75.18	75.19
24-Jan-18	72.43	80.30	75.12	75.13
23-Jan-18	72.38	80.25	75.06	75.09
22-Jan-18	72.23	80.10	74.91	74.94

Retail Selling Price of Diesel

Date of Revision	Delhi	Mumbai	Chennai	Kolkata
	(Rs./Litre)			
10-Apr-18	64.96	69.17	68.53	67.65
9-Apr-18	64.93	69.14	68.49	67.62
8-Apr-18	64.96	69.17	68.53	67.65
7-Apr-18	64.92	69.13	68.48	67.61
6-Apr-18	64.88	69.09	68.44	67.57
5-Apr-18	64.85	69.06	68.41	67.54
4-Apr-18	64.82	69.02	68.38	67.51
3-Apr-18	64.82	69.02	68.38	67.51
2-Apr-18	64.69	68.89	68.24	67.38
1-Apr-18	64.58	68.77	68.12	67.27
31-Mar-18	64.40	68.58	67.93	67.09
30-Mar-18	64.14	68.30	67.65	66.83
29-Mar-18	63.92	68.07	67.41	66.61
28-Mar-18	63.77	67.91	67.25	66.46
27-Mar-18	63.77	67.91	67.25	66.46
26-Mar-18	63.66	67.79	67.14	66.35
25-Mar-18	63.43	67.55	66.89	66.12
24-Mar-18	63.20	67.30	66.64	65.89
23-Mar-18	63.01	67.10	66.44	65.70
22-Mar-18	62.88	66.96	66.30	65.57
21-Mar-18	62.80	66.88	66.21	65.49
20-Mar-18	62.80	66.88	66.21	65.49
19-Mar-18	62.73	66.81	66.14	65.42
18-Mar-18	62.71	66.78	66.12	65.40
17-Mar-18	62.74	66.82	66.15	65.43
16-Mar-18	62.81	66.89	66.23	65.50
15-Mar-18	62.87	66.95	66.29	65.56
14-Mar-18	62.85	66.93	66.27	65.54
13-Mar-18	62.85	66.93	66.27	65.54
12-Mar-18	62.87	66.95	66.29	65.56
11-Mar-18	62.89	66.97	66.31	65.58
10-Mar-18	62.88	66.96	66.30	65.57
9-Mar-18	62.88	66.96	66.30	65.57
8-Mar-18	62.91	67.00	66.33	65.60
7-Mar-18	62.96	67.05	66.39	65.65
6-Mar-18	62.96	67.05	66.39	65.65
5-Mar-18	62.89	66.97	66.31	65.58
4-Mar-18	62.88	66.96	66.30	65.57
3-Mar-18	62.69	66.76	66.10	65.38
2-Mar-18	62.48	66.54	65.87	65.17
1-Mar-18	62.25	66.30	65.63	64.94
28-Feb-18	62.15	66.19	65.52	64.84
27-Feb-18	62.15	66.19	65.52	64.84
26-Feb-18	62.17	66.21	65.54	64.86
25-Feb-18	62.12	66.16	65.49	64.81
24-Feb-18	62.14	66.18	65.51	64.83
23-Feb-18	62.21	66.25	65.58	64.90
22-Feb-18	62.29	66.34	65.67	64.98
21-Feb-18	62.30	66.35	65.68	64.96
20-Feb-18	62.29	66.34	65.67	64.95
19-Feb-18	62.44	66.50	65.83	65.10
18-Feb-18	62.56	66.62	65.96	65.22
17-Feb-18	62.76	66.84	66.17	65.42
16-Feb-18	63.02	67.11	66.45	65.68
15-Feb-18	63.32	67.43	66.77	65.98
14-Feb-18	63.50	67.62	66.96	66.17
13-Feb-18	63.50	67.62	66.96	66.17
12-Feb-18	63.62	67.75	67.09	66.29
11-Feb-18	63.90	68.05	67.39	66.57
10-Feb-18	64.05	68.21	67.55	66.72
9-Feb-18	64.11	68.27	67.62	66.78
8-Feb-18	64.15	68.31	67.66	66.82
7-Feb-18	64.22	68.39	67.73	66.89
6-Feb-18	64.22	68.39	67.73	66.89
5-Feb-18	64.14	68.30	67.65	66.81
4-Feb-18	64.07	68.23	67.57	66.74
3-Feb-18	64.07	68.23	67.57	66.74
2-Feb-18	64.11	68.27	67.62	66.78
1-Feb-18	64.11	68.27	67.62	66.78
31-Jan-18	64.00	68.15	67.50	66.67
30-Jan-18	64.00	68.15	67.50	66.67
29-Jan-18	63.93	68.08	67.42	66.60
28-Jan-18	63.85	67.99	67.34	66.52
27-Jan-18	63.75	67.89	67.23	66.42
26-Jan-18	63.65	67.78	67.12	66.32
25-Jan-18	63.53	67.65	67.00	66.20
24-Jan-18	63.38	67.50	66.84	66.04
23-Jan-18	63.20	67.30	66.64	65.86
22-Jan-18	63.01	67.10	66.44	65.67



Petroleum Planning & Analysis Cell

Table Posted: 26-Jun-25

Retail Selling Price of Petrol

Date of Revision	Delhi	Mumbai	Chennai	Kolkata
	(Rs./Litre)			
21-Jan-18	72.08	79.95	74.75	74.79
20-Jan-18	71.89	79.77	74.55	74.60
19-Jan-18	71.70	79.58	74.35	74.42
18-Jan-18	71.56	79.44	74.20	74.28
17-Jan-18	71.39	79.27	74.02	74.11
16-Jan-18	71.27	79.15	73.89	74.00
15-Jan-18	71.18	79.06	73.80	73.91
14-Jan-18	71.06	78.94	73.67	73.79
13-Jan-18	70.92	78.81	73.53	73.65
12-Jan-18	70.73	78.62	73.33	73.47
11-Jan-18	70.66	78.55	73.25	73.40
10-Jan-18	70.62	78.51	73.21	73.36
9-Jan-18	70.53	78.42	73.12	73.27
8-Jan-18	70.43	78.32	73.01	73.17
7-Jan-18	70.28	78.17	72.85	73.02
6-Jan-18	70.13	78.02	72.69	72.88
5-Jan-18	69.99	77.89	72.55	72.74
4-Jan-18	69.97	77.87	72.53	72.72
3-Jan-18	69.97	77.87	72.53	72.72
2-Jan-18	69.97	77.87	72.53	72.72
1-Jan-18	69.97	77.87	72.53	72.72
31-Dec-17	69.97	77.87	72.53	72.72
30-Dec-17	69.94	77.84	72.49	72.69
29-Dec-17	69.90	77.80	72.45	72.65
28-Dec-17	69.81	77.71	72.36	72.56
27-Dec-17	69.72	77.62	72.26	72.47
26-Dec-17	69.63	77.53	72.17	72.39
25-Dec-17	69.65	77.55	72.19	72.40
24-Dec-17	69.56	77.46	72.09	72.32
23-Dec-17	69.58	77.48	72.12	72.34
22-Dec-17	69.50	77.40	72.03	72.26
21-Dec-17	69.42	77.32	71.95	72.18
20-Dec-17	69.35	77.25	71.87	72.11
19-Dec-17	69.27	77.17	71.79	72.03
18-Dec-17	69.19	77.06	71.70	71.95
17-Dec-17	69.15	76.99	71.66	71.91
16-Dec-17	69.13	76.88	71.64	71.89
15-Dec-17	69.10	76.78	71.61	71.86
14-Dec-17	69.07	76.69	71.58	71.84
13-Dec-17	69.07	76.66	71.58	71.84
12-Dec-17	69.09	76.64	71.60	71.85
11-Dec-17	69.12	76.62	71.63	71.88
10-Dec-17	69.15	76.61	71.66	71.91
9-Dec-17	69.18	76.62	71.69	71.94
8-Dec-17	69.19	76.61	71.70	71.95
7-Dec-17	69.23	76.61	71.75	71.99
6-Dec-17	69.24	76.60	71.76	72.00
5-Dec-17	69.25	76.59	71.77	72.01
4-Dec-17	69.23	76.56	71.75	71.99
3-Dec-17	69.23	76.54	71.75	71.99
2-Dec-17	69.22	76.52	71.74	71.98
1-Dec-17	69.22	76.52	71.74	71.98
30-Nov-17	69.24	76.52	71.76	72.00
29-Nov-17	69.26	76.52	71.78	72.02
28-Nov-17	69.26	76.52	71.78	72.02
27-Nov-17	69.28	76.52	71.80	72.04
26-Nov-17	69.32	76.52	71.84	72.08
25-Nov-17	69.36	76.52	71.88	72.12
24-Nov-17	69.41	76.52	71.94	72.17
23-Nov-17	69.43	76.54	71.96	72.19
22-Nov-17	69.48	76.58	72.01	72.24
21-Nov-17	69.53	76.63	72.06	72.29
20-Nov-17	69.51	76.61	72.04	72.27
19-Nov-17	69.54	76.64	72.07	72.30
18-Nov-17	69.57	76.67	72.10	72.33
17-Nov-17	69.61	76.71	72.15	72.37
16-Nov-17	69.65	76.75	72.19	72.40
15-Nov-17	69.68	76.78	72.22	72.43
14-Nov-17	69.73	76.83	72.27	72.48
13-Nov-17	69.78	76.88	72.33	72.53
12-Nov-17	69.78	76.88	72.33	72.53
11-Nov-17	69.81	76.91	72.36	72.56
10-Nov-17	69.85	76.95	72.40	72.60
9-Nov-17	69.85	76.95	72.40	72.60
8-Nov-17	69.80	76.90	72.35	72.55
7-Nov-17	69.80	76.90	72.35	72.55
6-Nov-17	69.69	76.79	72.23	72.44
5-Nov-17	69.55	76.65	72.08	72.31
4-Nov-17	69.47	76.57	72.00	72.23

Retail Selling Price of Diesel

Date of Revision	Delhi	Mumbai	Chennai	Kolkata
	(Rs./Litre)			
21-Jan-18	62.83	66.91	66.25	65.49
20-Jan-18	62.63	66.70	66.03	65.29
19-Jan-18	62.44	66.50	65.83	65.10
18-Jan-18	62.25	66.30	65.63	64.91
17-Jan-18	62.06	66.09	65.42	64.72
16-Jan-18	61.88	65.90	65.23	64.54
15-Jan-18	61.74	65.74	65.08	64.40
14-Jan-18	61.56	65.53	64.89	64.22
13-Jan-18	61.38	65.32	64.70	64.04
12-Jan-18	61.18	65.10	64.48	63.84
11-Jan-18	60.99	64.88	64.28	63.65
10-Jan-18	60.81	64.67	64.09	63.47
9-Jan-18	60.66	64.48	63.92	63.32
8-Jan-18	60.49	64.28	63.74	63.15
7-Jan-18	60.31	64.08	63.55	62.97
6-Jan-18	60.12	63.87	63.35	62.78
5-Jan-18	59.94	63.67	63.15	62.60
4-Jan-18	59.89	63.59	63.10	62.55
3-Jan-18	59.82	63.51	63.03	62.48
2-Jan-18	59.76	63.43	62.96	62.42
1-Jan-18	59.70	63.35	62.90	62.36
31-Dec-17	59.64	63.27	62.83	62.30
30-Dec-17	59.59	63.19	62.78	62.25
29-Dec-17	59.56	63.10	62.75	62.22
28-Dec-17	59.47	62.97	62.65	62.13
27-Dec-17	59.38	62.85	62.55	62.04
26-Dec-17	59.31	62.75	62.48	61.97
25-Dec-17	59.20	62.62	62.36	61.86
24-Dec-17	59.11	62.51	62.27	61.77
23-Dec-17	59.02	62.39	62.17	61.68
22-Dec-17	58.91	62.28	62.05	61.57
21-Dec-17	58.85	62.16	61.99	61.51
20-Dec-17	58.75	62.03	61.88	61.41
19-Dec-17	58.65	61.87	61.77	61.31
18-Dec-17	58.55	61.75	61.67	61.21
17-Dec-17	58.48	61.67	61.59	61.14
16-Dec-17	58.44	61.55	61.55	61.10
15-Dec-17	58.38	61.43	61.48	61.04
14-Dec-17	58.33	61.31	61.43	60.99
13-Dec-17	58.32	61.28	61.42	60.98
12-Dec-17	58.34	61.26	61.44	61.00
11-Dec-17	58.37	61.24	61.47	61.03
10-Dec-17	58.37	61.21	61.47	61.03
9-Dec-17	58.41	61.21	61.52	61.07
8-Dec-17	58.44	61.22	61.55	61.10
7-Dec-17	58.45	61.20	61.56	61.11
6-Dec-17	58.45	61.20	61.56	61.11
5-Dec-17	58.43	61.17	61.54	61.09
4-Dec-17	58.44	61.15	61.55	61.10
3-Dec-17	58.42	61.12	61.53	61.08
2-Dec-17	58.42	61.10	61.53	61.08
1-Dec-17	58.40	61.07	61.51	61.06
30-Nov-17	58.39	61.05	61.50	61.05
29-Nov-17	58.37	61.03	61.47	61.03
28-Nov-17	58.37	61.03	61.47	61.03
27-Nov-17	58.34	60.99	61.44	61.00
26-Nov-17	58.34	60.97	61.44	61.00
25-Nov-17	58.33	60.96	61.43	60.99
24-Nov-17	58.33	60.96	61.43	60.99
23-Nov-17	58.30	60.93	61.40	60.96
22-Nov-17	58.30	60.93	61.40	60.96
21-Nov-17	58.33	60.96	61.43	60.99
20-Nov-17	58.33	60.96	61.43	60.99
19-Nov-17	58.31	60.94	61.41	60.97
18-Nov-17	58.33	60.96	61.43	60.99
17-Nov-17	58.31	60.94	61.41	60.97
16-Nov-17	58.31	60.94	61.41	60.97
15-Nov-17	58.32	60.95	61.42	60.98
14-Nov-17	58.34	60.97	61.44	61.00
13-Nov-17	58.31	60.94	61.41	60.97
12-Nov-17	58.31	60.94	61.41	60.97
11-Nov-17	58.31	60.94	61.41	60.97
10-Nov-17	58.31	60.94	61.41	60.97
9-Nov-17	58.31	60.94	61.41	60.97
8-Nov-17	58.26	60.89	61.36	60.92
7-Nov-17	58.26	60.89	61.36	60.92
6-Nov-17	58.16	60.78	61.25	60.82
5-Nov-17	58.08	60.69	61.16	60.74
4-Nov-17	58.03	60.64	61.11	60.69



Petroleum Planning & Analysis Cell

Table Posted: 26-Jun-25

Retail Selling Price of Petrol

Date of Revision	Delhi	Mumbai	Chennai	Kolkata
	(Rs./Litre)			
3-Nov-17	69.34	76.45	71.86	72.10
2-Nov-17	69.25	76.36	71.77	72.01
1-Nov-17	69.14	76.25	71.65	71.90
31-Oct-17	69.13	76.24	71.64	71.90
30-Oct-17	69.07	76.18	71.58	71.84
29-Oct-17	68.92	76.03	71.42	71.69
28-Oct-17	68.84	75.95	71.34	71.61
27-Oct-17	68.72	75.83	71.21	71.49
26-Oct-17	68.65	75.76	71.14	71.43
25-Oct-17	68.62	75.73	71.10	71.40
24-Oct-17	68.60	75.71	71.08	71.38
23-Oct-17	68.60	75.71	71.08	71.38
22-Oct-17	68.58	75.69	71.06	71.36
21-Oct-17	68.44	75.56	70.92	71.22
20-Oct-17	68.40	75.52	70.87	71.18
19-Oct-17	68.33	75.45	70.80	71.11
18-Oct-17	68.26	75.38	70.73	71.04
17-Oct-17	68.26	75.38	70.73	71.04
16-Oct-17	68.29	75.41	70.76	71.07
15-Oct-17	68.33	75.45	70.80	71.11
14-Oct-17	68.38	75.50	70.85	71.16
13-Oct-17	68.43	75.55	70.90	71.21
12-Oct-17	68.45	75.57	70.93	71.23
11-Oct-17	68.48	75.59	70.96	71.26
10-Oct-17	68.45	75.58	70.93	71.23
9-Oct-17	68.45	75.58	70.93	71.23
8-Oct-17	68.39	75.52	70.86	71.17
7-Oct-17	68.35	75.48	70.82	71.13
6-Oct-17	68.36	75.49	70.83	71.14
5-Oct-17	68.38	75.51	70.85	71.16
4-Oct-17	68.38	75.51	70.85	71.16
3-Oct-17	70.88	79.99	73.48	73.62
2-Oct-17	70.83	79.94	73.43	73.57
1-Oct-17	70.76	79.87	73.36	73.50
30-Sep-17	70.66	79.77	73.25	73.40
29-Sep-17	70.56	79.67	73.15	73.30
28-Sep-17	70.46	79.57	73.04	73.20
27-Sep-17	70.41	79.52	72.99	73.15
26-Sep-17	70.41	79.52	72.99	73.15
25-Sep-17	70.41	79.52	72.99	73.15
24-Sep-17	70.39	79.50	72.97	73.13
23-Sep-17	70.42	79.53	73.00	73.16
22-Sep-17	70.47	79.58	73.05	73.21
21-Sep-17	70.52	79.63	73.10	73.26
20-Sep-17	70.52	79.63	73.10	73.26
19-Sep-17	70.52	79.63	73.10	73.26
18-Sep-17	70.51	79.62	73.09	73.25
17-Sep-17	70.51	79.62	73.09	73.25
16-Sep-17	70.48	79.59	73.06	73.22
15-Sep-17	70.43	79.54	73.01	73.17
14-Sep-17	70.39	79.50	72.97	73.13
13-Sep-17	70.38	79.48	72.95	73.12
12-Sep-17	70.38	79.48	72.95	73.12
11-Sep-17	70.30	79.41	72.87	73.05
10-Sep-17	70.17	79.28	72.73	72.91
9-Sep-17	70.03	79.14	72.58	72.78
8-Sep-17	69.89	79.00	72.44	72.64
7-Sep-17	69.80	78.92	72.34	72.55
6-Sep-17	69.71	78.82	72.25	72.46
5-Sep-17	69.71	78.82	72.25	72.46
4-Sep-17	69.66	78.78	72.20	72.41
3-Sep-17	69.55	78.67	72.08	72.30
2-Sep-17	69.43	78.54	71.95	72.18
1-Sep-17	69.26	78.38	71.78	72.02
31-Aug-17	69.15	78.28	71.66	71.92
30-Aug-17	69.12	78.24	71.62	71.88
29-Aug-17	69.12	78.24	71.62	71.88
28-Aug-17	69.09	78.22	71.60	71.86
27-Aug-17	69.06	78.18	71.56	71.82
26-Aug-17	69.02	78.14	71.52	71.78
25-Aug-17	69.01	78.13	71.51	71.77
24-Aug-17	68.88	78.00	71.37	71.64
23-Aug-17	68.73	77.86	71.22	71.50
22-Aug-17	68.67	77.79	71.15	71.44
21-Aug-17	68.54	77.66	71.01	71.31
20-Aug-17	68.38	77.51	70.85	71.16
19-Aug-17	68.37	77.50	70.83	71.14
18-Aug-17	68.29	77.42	70.76	71.07
17-Aug-17	68.24	77.37	70.70	71.02

Retail Selling Price of Diesel

Date of Revision	Delhi	Mumbai	Chennai	Kolkata
	(Rs./Litre)			
3-Nov-17	57.93	60.54	61.00	60.59
2-Nov-17	57.83	60.43	60.90	60.49
1-Nov-17	57.73	60.32	60.79	60.39
31-Oct-17	57.70	60.29	60.76	60.36
30-Oct-17	57.64	60.23	60.69	60.30
29-Oct-17	57.51	60.09	60.55	60.17
28-Oct-17	57.43	60.00	60.47	60.09
27-Oct-17	57.28	59.85	60.31	59.94
26-Oct-17	57.21	59.77	60.23	59.87
25-Oct-17	57.15	59.71	60.17	59.81
24-Oct-17	57.12	59.68	60.14	59.78
23-Oct-17	57.12	59.68	60.14	59.78
22-Oct-17	57.10	59.65	60.11	59.76
21-Oct-17	57.01	59.56	60.02	59.67
20-Oct-17	56.98	59.53	59.99	59.64
19-Oct-17	56.95	59.50	59.95	59.61
18-Oct-17	56.87	59.41	59.87	59.53
17-Oct-17	56.87	59.41	59.87	59.53
16-Oct-17	56.91	59.45	59.91	59.57
15-Oct-17	56.94	59.48	59.94	59.60
14-Oct-17	56.98	59.53	59.99	59.64
13-Oct-17	57.01	59.56	60.02	59.67
12-Oct-17	57.01	59.56	60.02	59.67
11-Oct-17	57.03	59.58	60.04	59.69
10-Oct-17	57.00	60.55	60.01	59.66
9-Oct-17	57.00	60.55	60.01	59.66
8-Oct-17	56.96	60.51	59.96	59.62
7-Oct-17	56.94	60.49	59.94	59.60
6-Oct-17	56.95	60.50	59.95	59.61
5-Oct-17	56.90	60.44	59.90	59.56
4-Oct-17	56.89	60.43	59.89	59.55
3-Oct-17	59.14	62.82	62.30	61.80
2-Oct-17	59.07	62.75	62.22	61.73
1-Oct-17	58.92	62.59	62.06	61.58
30-Sep-17	58.86	62.53	62.00	61.52
29-Sep-17	58.78	62.44	61.91	61.44
28-Sep-17	58.70	62.36	61.83	61.36
27-Sep-17	58.68	62.33	61.81	61.34
26-Sep-17	58.68	62.33	61.81	61.34
25-Sep-17	58.72	62.38	61.85	61.38
24-Sep-17	58.72	62.38	61.85	61.38
23-Sep-17	58.69	62.35	61.82	61.35
22-Sep-17	58.69	62.35	61.82	61.35
21-Sep-17	58.69	62.35	61.82	61.35
20-Sep-17	58.79	62.45	61.92	61.45
19-Sep-17	58.85	62.51	61.99	61.51
18-Sep-17	58.91	62.58	62.05	61.57
17-Sep-17	58.88	62.55	62.02	61.54
16-Sep-17	58.84	62.50	61.98	61.50
15-Sep-17	58.80	62.46	61.93	61.46
14-Sep-17	58.74	62.40	61.87	61.40
13-Sep-17	58.72	62.37	61.84	61.37
12-Sep-17	58.72	62.37	61.84	61.37
11-Sep-17	58.62	62.26	61.73	61.27
10-Sep-17	58.37	62.00	61.46	61.02
9-Sep-17	58.06	61.67	61.13	60.71
8-Sep-17	57.78	61.38	60.84	60.44
7-Sep-17	57.59	61.18	60.64	60.25
6-Sep-17	57.46	61.03	60.49	60.11
5-Sep-17	57.46	61.03	60.49	60.11
4-Sep-17	57.38	60.95	60.41	60.03
3-Sep-17	57.28	60.84	60.30	59.93
2-Sep-17	57.21	60.77	60.23	59.87
1-Sep-17	57.13	60.68	60.14	59.78
31-Aug-17	57.05	60.60	60.06	59.71
30-Aug-17	57.01	60.56	60.02	59.66
29-Aug-17	57.02	60.56	60.02	59.67
28-Aug-17	57.03	60.57	60.03	59.68
27-Aug-17	57.03	60.58	60.04	59.69
26-Aug-17	56.97	60.51	59.97	59.62
25-Aug-17	57.02	60.57	60.02	59.67
24-Aug-17	57.06	60.61	60.06	59.71
23-Aug-17	57.05	60.60	60.05	59.70
22-Aug-17	57.05	60.60	60.06	59.70
21-Aug-17	57.01	60.55	60.01	59.66
20-Aug-17	57.07	60.62	60.08	59.72
19-Aug-17	57.19	60.74	60.20	59.84
18-Aug-17	57.28	60.85	60.30	59.93
17-Aug-17	57.39	60.96	60.42	60.04



Petroleum Planning & Analysis Cell

Table Posted: 26-Jun-25

Retail Selling Price of Petrol

Date of Revision	Delhi	Mumbai	Chennai	Kolkata
(Rs./Litre)				
16-Aug-17	68.14	77.27	70.59	70.92
15-Aug-17	68.08	77.21	70.53	70.86
14-Aug-17	67.95	77.09	70.40	70.74
13-Aug-17	67.76	76.89	70.19	70.55
12-Aug-17	67.50	76.64	69.92	70.29
11-Aug-17	67.27	76.41	69.68	70.07
10-Aug-17	66.96	76.10	69.35	69.78
9-Aug-17	66.81	75.96	69.20	69.66
8-Aug-17	66.75	75.89	69.13	69.61
7-Aug-17	66.66	75.80	69.03	69.54
6-Aug-17	66.51	75.66	68.88	69.43
5-Aug-17	66.28	75.43	68.64	69.24
4-Aug-17	66.00	75.15	68.34	69.03
3-Aug-17	65.69	74.85	68.02	68.78
2-Aug-17	65.47	74.63	67.78	68.61
1-Aug-17	65.40	74.56	67.71	68.56
31-Jul-17	65.26	74.58	67.78	68.45
30-Jul-17	65.00	74.33	67.51	68.24
29-Jul-17	64.87	74.20	67.37	68.14
28-Jul-17	64.69	74.02	67.18	68.00
27-Jul-17	64.59	73.92	67.07	67.92
26-Jul-17	64.57	73.91	67.06	67.91
25-Jul-17	64.57	73.90	67.05	67.91
24-Jul-17	64.53	73.87	67.01	67.88
23-Jul-17	64.40	73.74	66.88	67.77
22-Jul-17	64.30	73.63	66.77	67.69
21-Jul-17	64.28	73.61	66.75	67.68
20-Jul-17	64.25	73.59	66.72	67.66
19-Jul-17	64.21	73.54	66.67	67.62
18-Jul-17	64.21	73.54	66.67	67.62
17-Jul-17	64.15	73.49	66.61	67.58
16-Jul-17	64.11	73.45	66.57	67.55
15-Jul-17	64.03	73.37	66.49	67.48
14-Jul-17	63.89	73.23	66.34	67.37
13-Jul-17	63.91	73.25	66.36	67.38
12-Jul-17	63.93	73.27	66.38	67.40
11-Jul-17	63.93	73.27	66.38	67.40
10-Jul-17	63.83	73.04	66.25	66.73
9-Jul-17	63.65	74.86	66.05	66.58
8-Jul-17	63.46	74.67	65.86	66.44
7-Jul-17	63.33	74.54	65.72	66.33
6-Jul-17	63.19	74.41	65.58	66.23
5-Jul-17	63.08	74.30	65.46	66.14
4-Jul-17	63.08	74.30	65.46	66.14
3-Jul-17	63.13	74.35	65.51	66.18
2-Jul-17	63.06	74.28	65.44	66.12
1-Jul-17	63.09	74.30	65.46	66.14
30-Jun-17	63.31	74.56	65.74	66.32
29-Jun-17	63.47	74.71	65.90	66.45
28-Jun-17	63.46	74.71	65.90	66.45
27-Jun-17	63.46	74.71	65.89	66.44
26-Jun-17	63.55	74.79	65.98	66.51
25-Jun-17	63.71	74.95	66.15	66.64
24-Jun-17	63.99	75.23	66.45	66.86
23-Jun-17	64.23	75.46	66.70	67.04
22-Jun-17	64.44	75.68	66.93	67.21
21-Jun-17	64.55	75.79	67.04	67.30
20-Jun-17	64.55	75.78	67.04	67.30
19-Jun-17	64.65	75.88	67.14	67.37
18-Jun-17	64.91	76.14	67.42	67.58
17-Jun-17	65.23	76.46	67.76	67.84
16-Jun-17	65.48	76.70	68.02	68.03

Note:

*RSP of Petrol/Diesel is for IOC

** Daily price change is applicable in India since 16.6.2017

***Daily Price change is applicable from 6.00 AM

Retail Selling Price of Diesel

Date of Revision	Delhi	Mumbai	Chennai	Kolkata
(Rs./Litre)				
16-Aug-17	57.36	60.92	60.38	60.01
15-Aug-17	57.30	60.86	60.32	59.95
14-Aug-17	57.25	60.81	60.27	59.90
13-Aug-17	57.24	60.80	60.26	59.90
12-Aug-17	57.15	60.70	60.16	59.80
11-Aug-17	56.98	60.52	59.98	59.63
10-Aug-17	56.81	60.35	59.80	59.46
9-Aug-17	56.78	60.32	59.77	59.44
8-Aug-17	56.72	60.25	59.71	59.38
7-Aug-17	56.61	60.13	59.59	59.26
6-Aug-17	56.54	60.06	59.51	59.19
5-Aug-17	56.33	59.83	59.28	58.98
4-Aug-17	56.10	59.59	59.04	58.75
3-Aug-17	55.85	59.32	58.77	58.50
2-Aug-17	55.64	59.10	58.55	58.29
1-Aug-17	55.58	59.04	58.49	58.23
31-Jul-17	55.50	59.08	58.53	58.25
30-Jul-17	55.31	58.87	58.32	58.05
29-Jul-17	55.19	58.75	58.20	57.94
28-Jul-17	55.03	58.58	58.02	57.77
27-Jul-17	54.94	58.49	57.93	57.69
26-Jul-17	54.95	58.49	57.94	57.69
25-Jul-17	54.95	58.50	57.94	57.70
24-Jul-17	54.94	58.48	57.93	57.68
23-Jul-17	54.93	58.48	57.92	57.68
22-Jul-17	54.95	58.49	57.94	57.69
21-Jul-17	55.02	58.57	58.02	57.77
20-Jul-17	55.05	58.60	58.05	57.80
19-Jul-17	55.04	58.59	58.04	57.78
18-Jul-17	55.04	58.59	58.04	57.79
17-Jul-17	54.99	58.54	57.98	57.74
16-Jul-17	54.93	58.47	57.92	57.67
15-Jul-17	54.85	58.39	57.83	57.59
14-Jul-17	54.66	58.19	57.63	57.41
13-Jul-17	54.70	58.22	57.67	57.44
12-Jul-17	54.74	58.27	57.72	57.49
11-Jul-17	54.74	58.27	57.72	57.49
10-Jul-17	54.55	59.93	57.44	56.85
9-Jul-17	54.32	59.69	57.19	56.61
8-Jul-17	54.06	59.41	56.91	56.35
7-Jul-17	53.82	59.15	56.65	56.11
6-Jul-17	53.61	58.93	56.43	55.90
5-Jul-17	53.44	58.76	56.25	55.74
4-Jul-17	53.44	58.76	56.25	55.74
3-Jul-17	53.47	58.79	56.29	55.77
2-Jul-17	53.36	58.67	56.17	55.66
1-Jul-17	53.33	58.63	56.13	55.62
30-Jun-17	53.46	58.80	56.30	55.61
29-Jun-17	53.53	58.88	56.38	55.68
28-Jun-17	53.53	58.88	56.38	55.68
27-Jun-17	53.53	58.89	56.38	55.69
26-Jun-17	53.53	58.88	56.38	55.69
25-Jun-17	53.61	58.97	56.47	55.77
24-Jun-17	53.76	59.13	56.63	55.92
23-Jun-17	53.85	59.23	56.73	56.01
22-Jun-17	53.94	59.32	56.82	56.09
21-Jun-17	53.96	59.34	56.84	56.12
20-Jun-17	53.96	59.34	56.85	56.12
19-Jun-17	54.01	59.39	56.89	56.16
18-Jun-17	54.14	59.53	57.03	56.29
17-Jun-17	54.32	59.73	57.23	56.48
16-Jun-17	54.49	59.90	57.41	56.65