

MONTHLY REPORT
ON
INDIGENOUS CRUDE OIL PRODUCTION, CRUDE OIL
IMPORT AND PROCESSING
&
PRODUCTION, IMPORT AND EXPORT OF PETROLEUM
PRODUCTS
April 2026



Petroleum Planning & Analysis Cell
(Ministry of Petroleum & Natural Gas)

1. In this monthly report, indigenous crude oil production, imports and processing as well as production and imports/exports of petroleum products by oil companies are analyzed to assess the domestic availability of petroleum products in the country.

Highlights

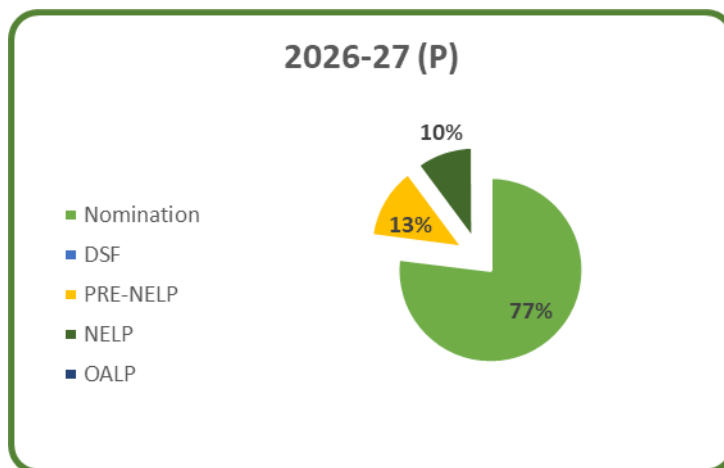
- Indigenous crude oil and condensate production during April 2026 was 2.3 MMT. Around 77 % of Production came from Nomination Fields, 12.8 % from Pre-NELP Fields and 10.1 % from NELP Fields, during April 2026. There is a de-growth of 3.2 % in crude oil and condensate production during April 2026 as compared with the corresponding period of the previous year.
- Total Crude oil processed during April 2026 was 21.4 MMT, which is -2.2 % lower than April 2025, out of which PSU/JV refiners processed 15.7 MMT and private refiners processed 5.6 MMT of crude oil. Total indigenous crude oil processed was 2.1 MMT and total Imported crude oil processed was 19.3 by all Indian refineries (PSU+JV+PVT). There was a de-growth of -2.2 % in total crude oil processed in April during current Financial Year as compared to same period of previous Financial Year.
- Production of petroleum products was 22.3 MMT during April 2026, which is -0.2% lower than April 2025. Out of 22.3 MMT, 22.1 MMT was from refinery production & 0.3 MMT was from fractionator. There was a de-growth of -0.2 % in production of petroleum products in April FY 2026–27 as compared to same period of FY 2025–26. Out of total POL production, in April 2026, share of major products including HSD is 42.7 %, MS 16.4 %, Naphtha 7.1 %, ATF 5.5 %, Pet Coke 4.4 %, LPG 6 %, and rest is shared by Bitumen, FO/LSHS, LDO, Lubes & others.
- Crude oil imports registered a de-growth of 4.3% during April 2026 compared to April 2025.
- Imports of POL products registered a de-growth of 40.5% during April 2026 compared to April 2025. Decrease in POL products' imports during April 26 were mainly due to decrease in imports of Liquefied Petroleum Gas (LPG), fuel oil (FO), naphtha etc.
- Exports of POL products registered a de-growth of 14.6 % during April 2026 compared to April 2025. Decrease in POL products' exports during April 26 were mainly due to decrease in exports of motor-spirit (MS), naphtha etc.

Part A: Production

2. Indigenous crude oil and condensate production

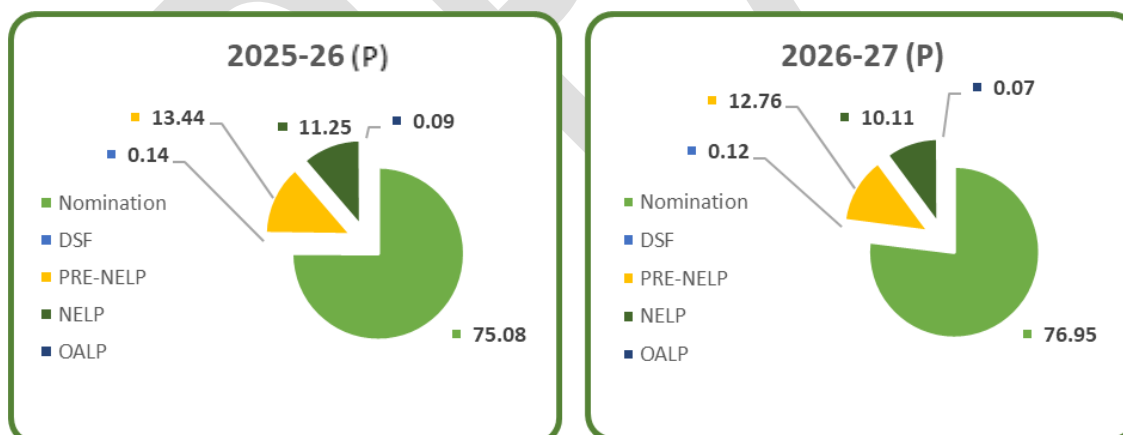
- Indigenous crude oil and condensate production (%) in different regime for the month of April is shown in figure-1 below:

Figure 1: Indigenous crude oil and condensate production (%)



- The comparison of percentage share of all the regimes in total crude oil and condensate production during April FY 2026-27 (P) and April FY 2025-26 (P) is shown in figure-2 below:

Figure-2; Percentage share in crude oil production; April

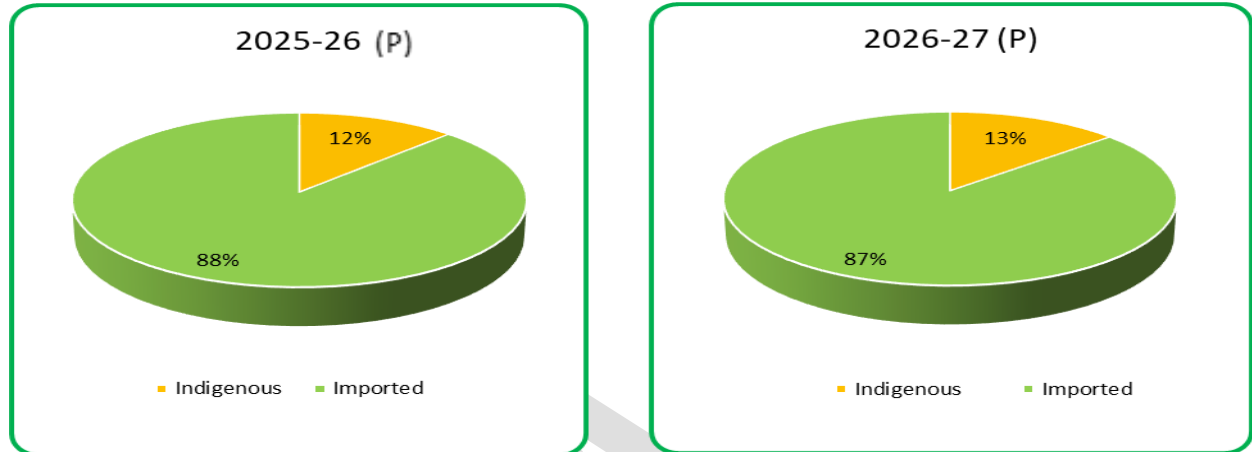


3. Crude oil processing by Oil Companies

Analysis of crude oil processing by refineries:

- Analysis of type of crude oil processed (i.e. indigenous, imported and low Sulphur & high Sulphur) in Indian refineries during April FY 2026-27 (P) and April FY 2025-26 (P) is given below

Figure-3; Percentage share of Indigenous/imported crude oil processed in PSU/JV refineries in April



4. Production of Petroleum Products

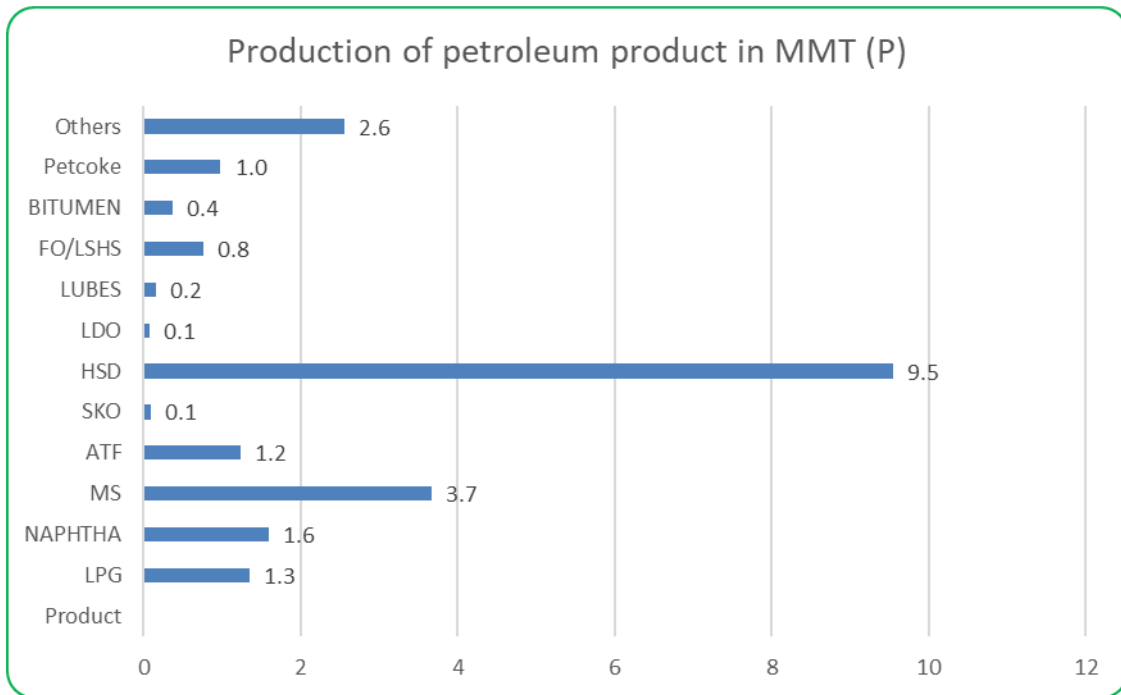
Details of production of petroleum products by refineries and fractionators during April 2026^(P) are given in Table-2.

Table-2; Production of petroleum products		(Thousand Metric Tonnes)
Products	April 2026 ^(P)	
LPG	1344	
Naphtha	1596	
MS	3663	
ATF	1226	
SKO	93	
HSD	9544	
LDO	73	
Lubes	152	
FO	561	
LSHS	198	
Bitumen	362	
RPC(Pet-coke)	979	
Others	2554	
Total	22344	

Note: (P): Provisional. Source: Oil Companies, Total may not tally due to rounding off.
 * Others include products like Propylene, solvents (Hexane, Benzene, Toluene, Xylene and Specialty solvents), Reformate, Mineral Turpentine Oil, Carbon Black Feedstock, Waxes, Sulphur etc.
 LPG: Liquefied petroleum gas, MS: Motor spirit, ATF: Aviation turbine fuel; SKO: Superior kerosene oil, HSD: High speed diesel;

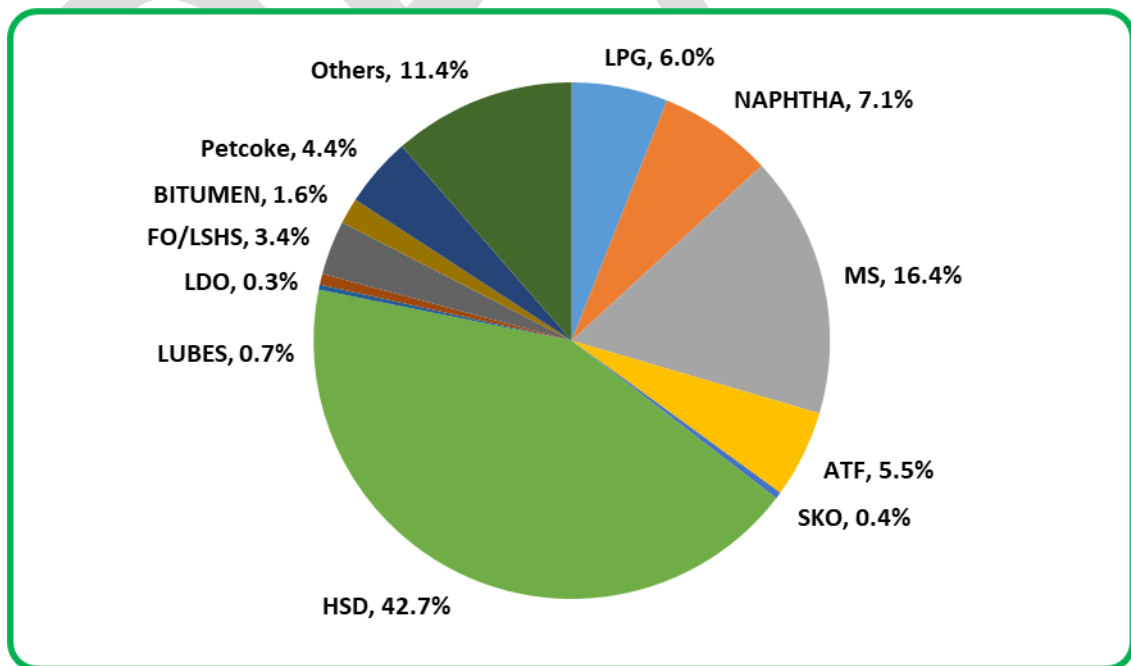
Figure-5; Product wise production of POL products by refineries and fractionators: April FY 2026-27(P)

(P)



The percentage share of various products in total POL production during April FY 2026-27 is shown below:

Figure-6; Percentage share of products in total POL production: April 2026-27^(P)



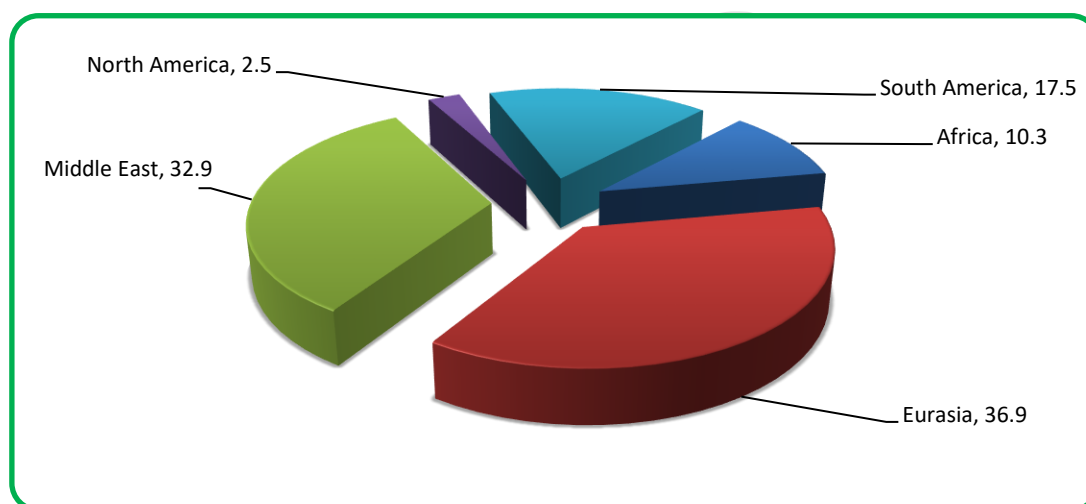
Part B: Import /Export

5.a Import of Crude oil

Details of import of crude oil given in Table-3 below:

Table-3; Import of Crude oil	
<i>(Thousand Metric Tonnes)</i>	
Import	April 2026 (P)
Crude Oil	20076

Figure 7: Region wise percentage share (%) of crude oil during April-26 (P)



- Crude oil imports registered a de-growth of 4.3% during April 2026 compared to April 2025.
- Crude oil imports from OPEC countries decreased to 44.2% of total imports during April 2026 as compared to 48.7% during April 2025.

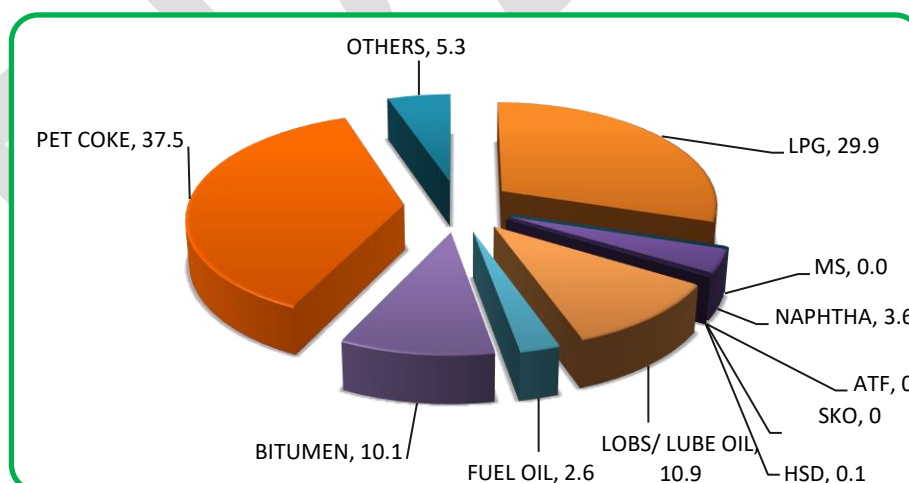
5.b Import Petroleum Products

Details of import of petroleum products given in Table-4 below:

Table-4; Import of Petroleum products	
(Thousand Metric Tonnes)	
Product	April 2026 (P)
LPG	698
MS/ Petrol	0.001
NAPHTHA	84
ATF	0.001
SKO	0
HSD	3
LOBS/LUBE OIL	254
FUEL OIL	62
BITUMEN	236
PETCOKE	875
OTHERS [§]	124
TOTAL IMPORTS	2337

Notes: (P): Provisional. Source: Oil Companies & DGCI. Total may not tally due to rounding off.
 # Private imports are prorated for March-2026 to April-2026 on the basis of actual data received from DGCI for the period March-2025 to February-2026.
 § Others include Paraffin wax, Petroleum Jelly, Aviation Gas, MTBE, Reformate etc. LPG: Liquefied petroleum gas, MS: Motor spirit, ATF: Aviation turbine fuel; SKO: Superior kerosene oil, HSD: High speed diesel, MTBE: Methyl tert-butyl ether.

Figure 8: Percentage share of petroleum products in imports: April-26 (P)



- Imports made due to deficit in production viz. LPG and Lubes/LOBS accounted for 40.7% share of total POL products import during April 2026 as compared to 48.4% during April 2025.
- Import of petcoke accounted for 37.5% of the total POL imports during April 2026. The entire quantity was imported by private importers.

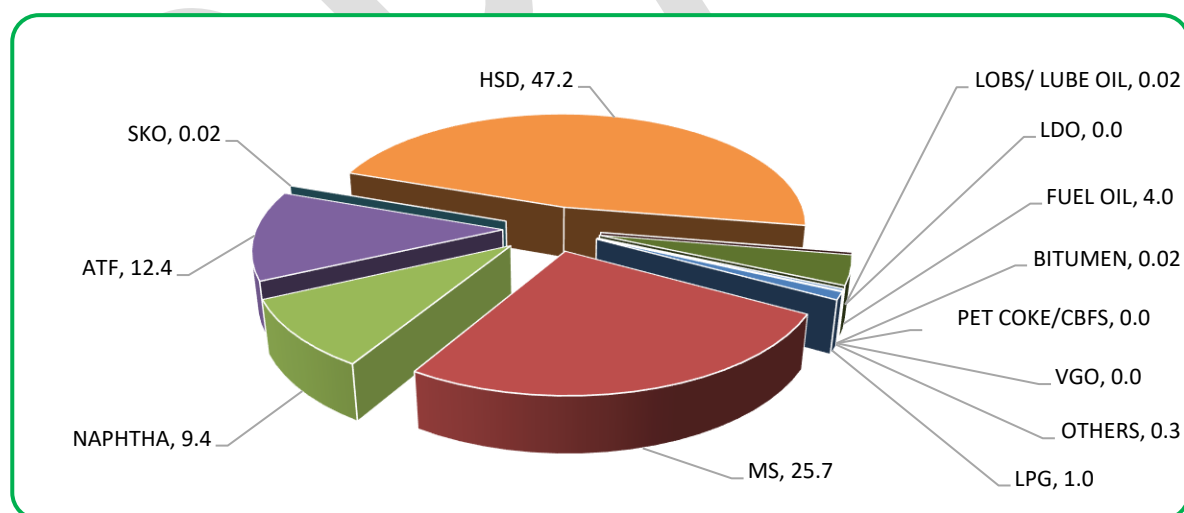
5.c Export of Petroleum Products

Details of export of petroleum products given in Table-5 below:

Table-5 Export of major Petroleum products	
(Thousand Metric Tonnes)	
Product	April 2026 (P)
LPG	35
MS	887
Naphtha	324
ATF	426
SKO	1
HSD	1627
LDO	0
LOBS/LUBE OIL	1
FUEL OIL	138
BITUMEN	1
PETCOKE	0
VGO	0
OTHERS [#]	9
TOTAL EXPORT	3449

Note: (P): Provisional. Source: Oil Companies. Total may not tally due to rounding off.
[#] Other include Benzene, Hexane, MTO, Paraffin wax, Polypropylene, Sulphur etc.
 LPG: Liquefied petroleum gas, MS: Motor spirit, ATF: Aviation turbine fuel; SKO: Superior kerosene oil, HSD: High speed diesel, LDO: Light diesel oil, VGO: Vacuum gas oil, MTO: Mineral turpentine oil

Figure 9: Percentage share of petroleum products in export: April-26 (P)



- Exports of POL products registered a de-growth of 14.6 % during April 2026 compared to April 2025. Decrease in POL products' exports during April 2026 were mainly due to decrease in exports of motor-spirit (MS), naphtha etc.