

मासिक रिपोर्ट

MONTHLY REPORT

प्राकृतिक गैस उत्पादन, उपलब्धता और खपत

Natural Gas Production, Availability and Consumption

अक्टूबर 2018 / October 2018



पेट्रोलियम योजना एवं विश्लेषण प्रकोष्ठ

(पेट्रोलियम और प्राकृतिक गैस मंत्रालय)

Petroleum Planning & Analysis Cell

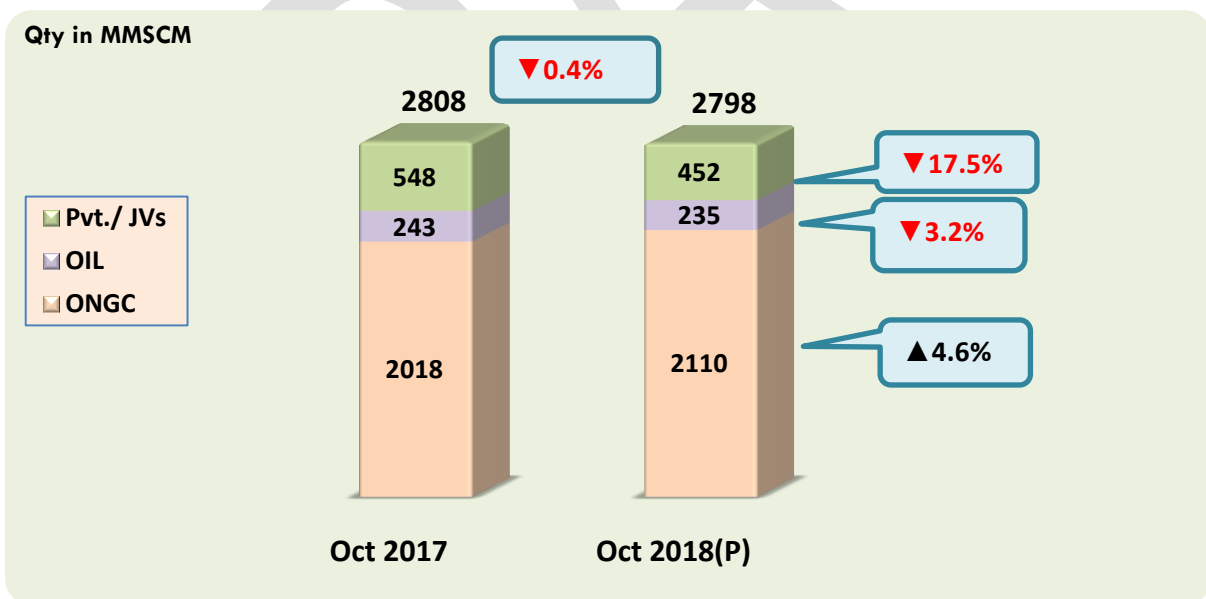
(Ministry of Petroleum & Natural Gas)

Monthly Report on Natural gas production, availability and consumption – October 2018

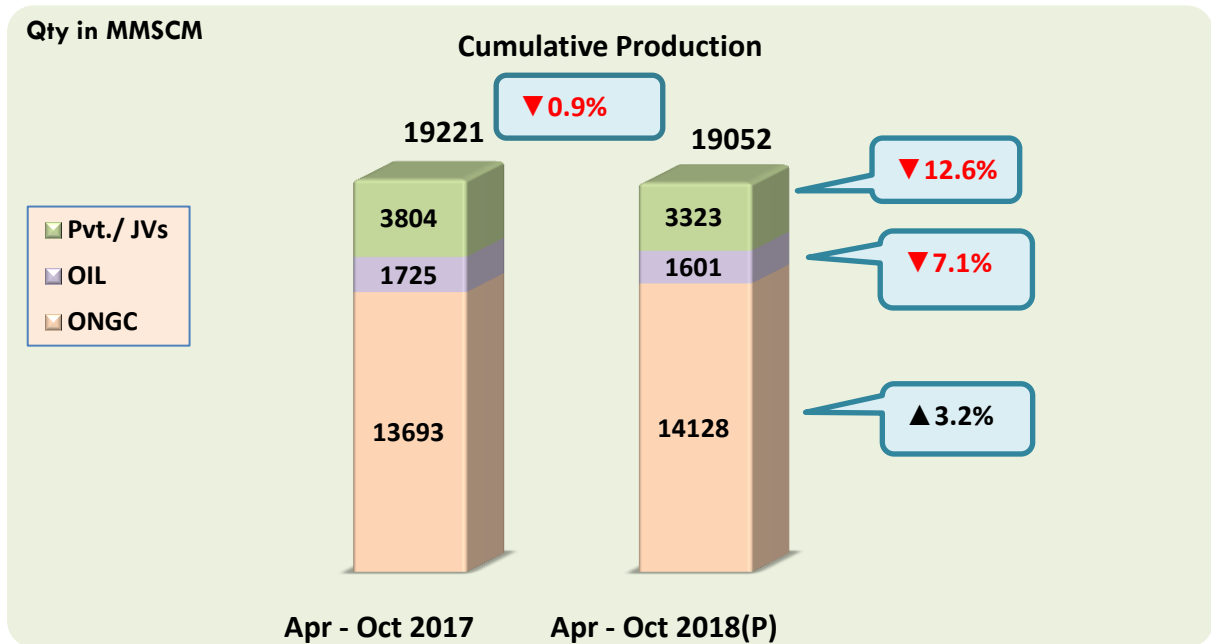
1. Highlights of the report for the month of October 2018 are as follows:

- Gross production in October 2018 was 2798 MMSCM (decrease of 0.4% over the corresponding month of the previous year).
- Total import of RLNG during October 2018 was 2281 MMSCM (decrease of 5.8% over the corresponding month of the previous year).
- Natural gas available for sale during October 2018 was 4492 MMSCM (decrease of 3.8% over the corresponding month of the previous year).
- Total consumption during October 2018 was 4752 MMSCM. Major sectors were power (26%), fertilizer (24%), CGD (16%), refinery (13%), and petrochemicals (6%). RLNG accounted for 52% of total gas consumption.

2. Domestic Natural Gas Gross Production:



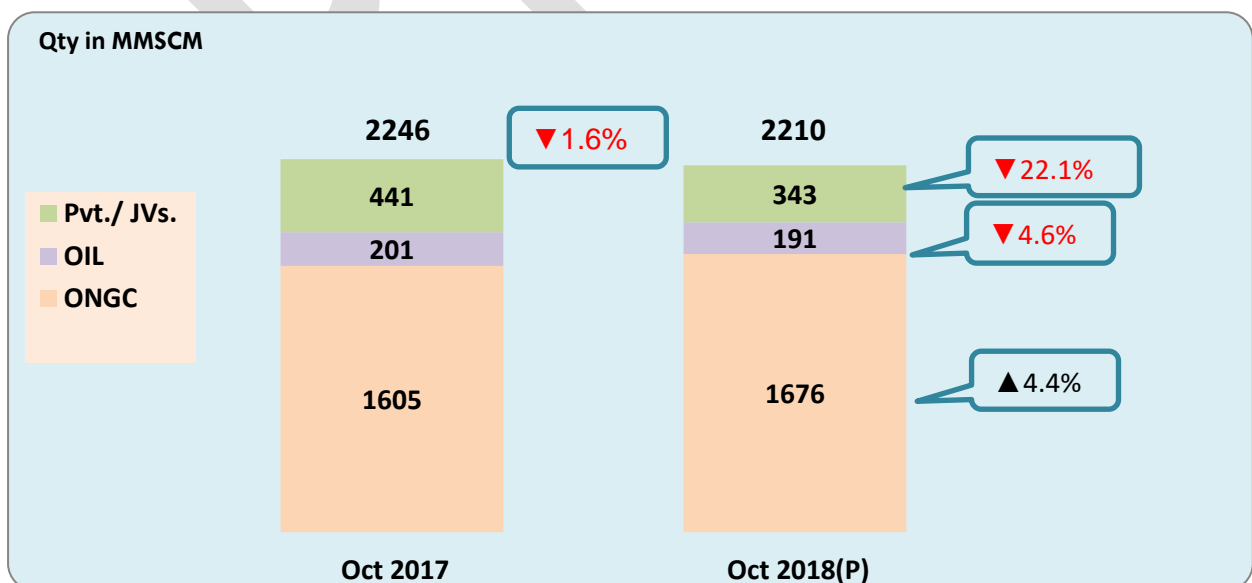
Totals may not tally due to rounding off



Totals may not tally due to rounding off

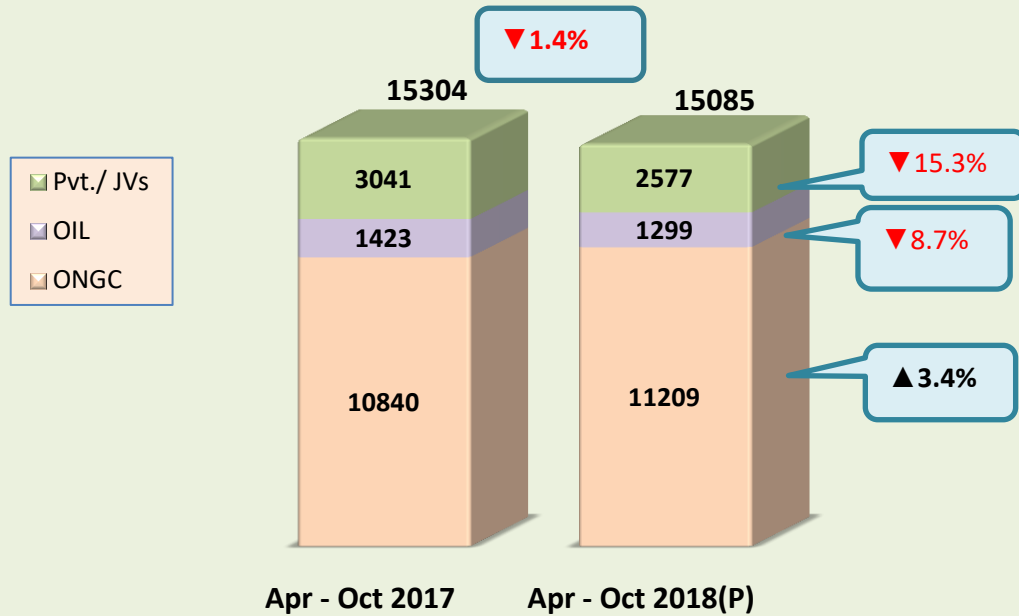
3. Domestic Natural Gas Net Production for Sale:

Natural gas producing companies use some quantity of gas for their own use as internal consumption while some quantity of gas is flared as a part of technical requirement. After flare, loss and internal consumption by gas producing companies, the net production for sale of domestic gas to consuming sectors like power, fertilizer, CGD, refinery, petrochemicals etc. was approximately 79.0% of the gross production during October 2018.



Totals may not tally due to rounding off

Qty in MMSCM



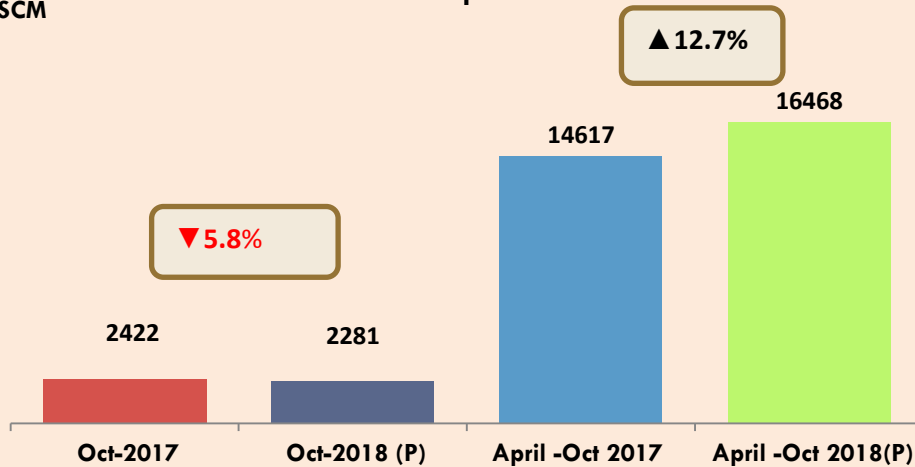
Totals may not tally due to rounding off

4. LNG imports:

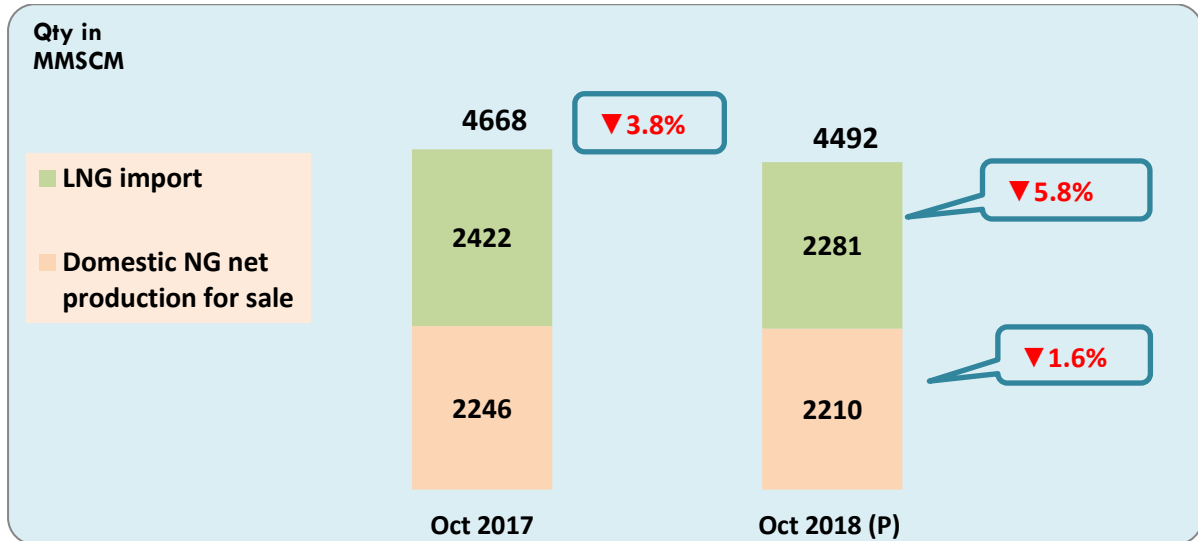
LNG was procured during the month by Petronet LNG Ltd., GAIL (India) Ltd., Gujarat State Petroleum Corporation Ltd., Reliance Industries Limited, Indian Oil Corporation Limited, Bharat Petroleum Corporation Limited and Torrent Power Limited.

Qty. in MMSCM

LNG imports

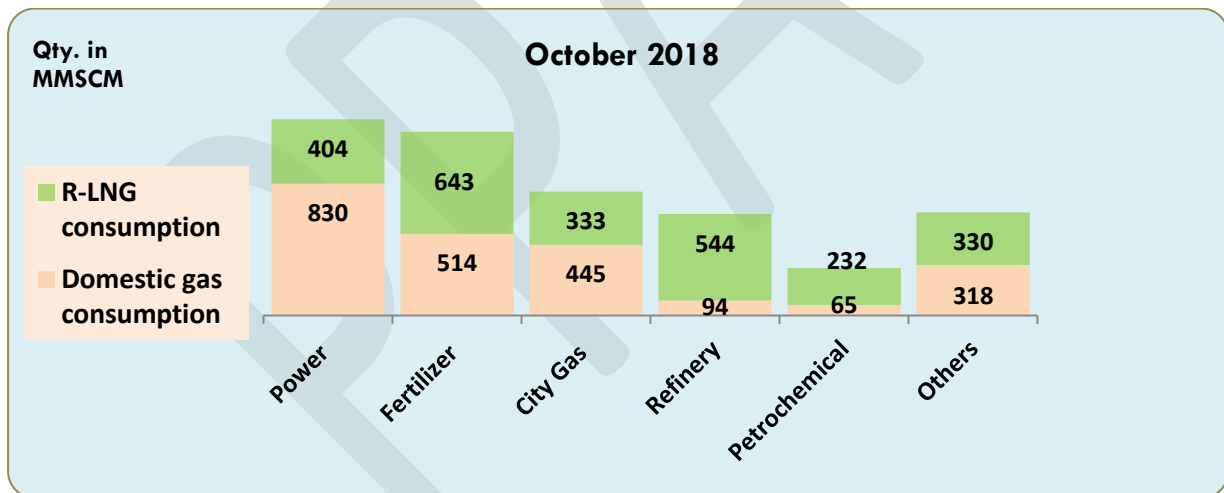


5. Total Natural Gas Available for Sale:



Totals may not tally due to rounding off

6. Sectoral Consumption of Natural Gas:



Figures have been rounding off

Total consumption during the month of October 2018 was 4752 MMSCM. RLNG accounted for 52% of total gas consumption.