


**MONTHLY REPORT**  
**ON**  
**Natural Gas Production, Availability and Consumption**  
**November 2019**



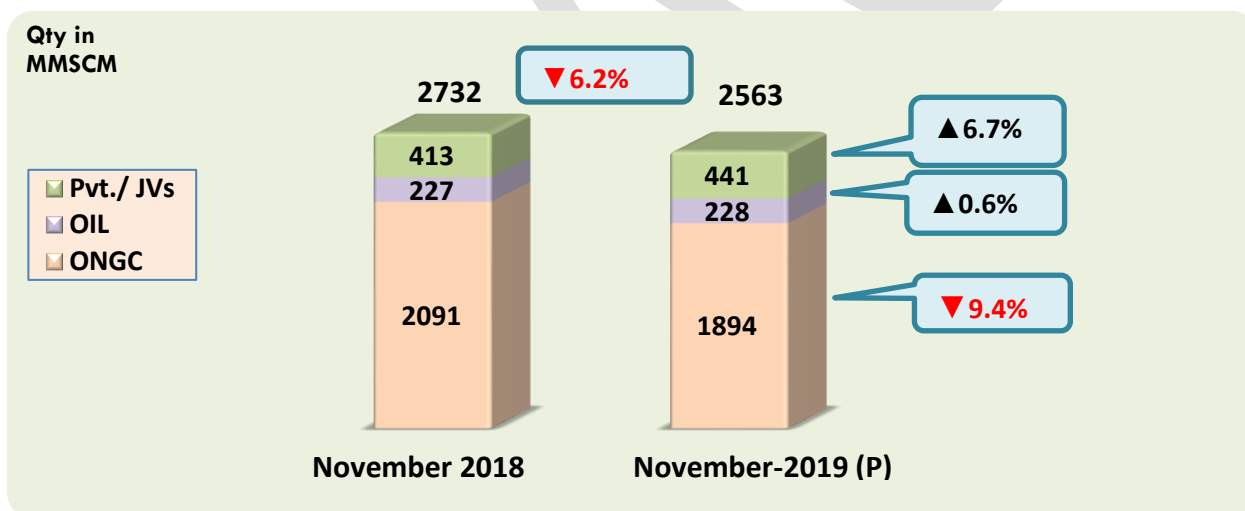
पेट्रोलियम योजना एवं विश्लेषण प्रकोष्ठ  
(पेट्रोलियम एवं प्राकृतिक गैस मंत्रालय)  
Petroleum Planning & Analysis Cell  
(Ministry of Petroleum & Natural Gas)

## Monthly Report on Natural gas production, availability and consumption – November 2019

### 1. Highlights of the report for the month of November 2019 are as follows:

- Gross production for the month of November 2019 was 2563 MMSCM (decrease of 6.2% over the corresponding month of the previous year).
- Total imports of LNG during the month of November 2019 were 2641 MMSCM (increase of 19% over the corresponding month of the previous year).
- Natural gas available for sale during November 2019 was 4642 MMSCM (increase of 5.7% over the corresponding month of the previous year).
- Total consumption during November 2019 was 4634 MMSCM. Major consumers were fertilizer (30%), City Gas Distribution (CGD) (20%), power (19%), refinery (14%), and petrochemicals (6%).

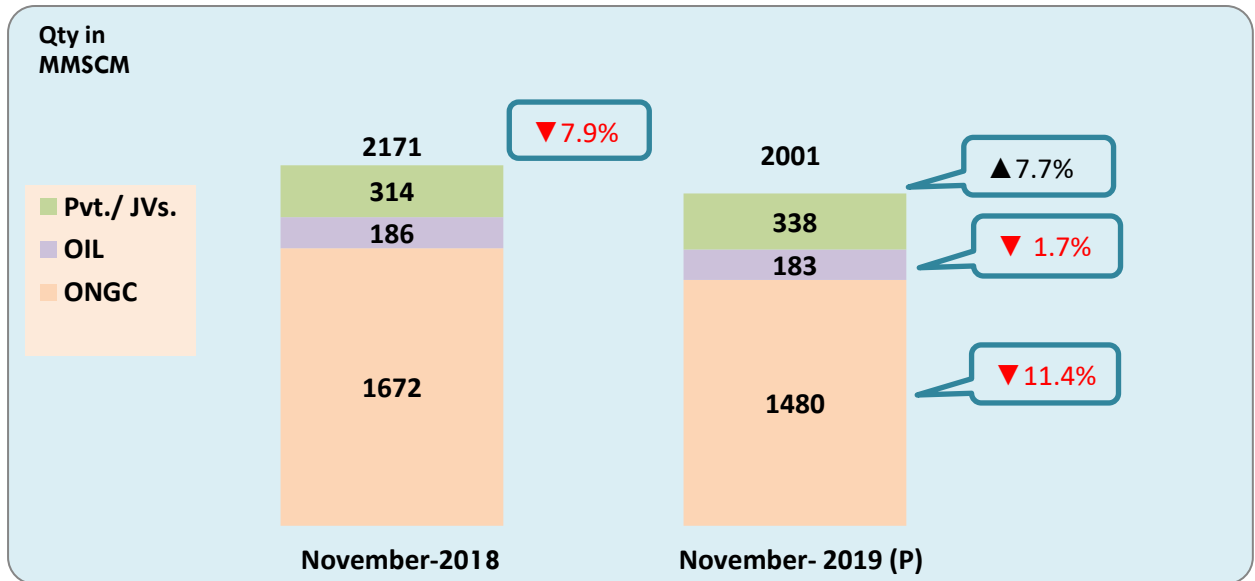
### 2. Domestic Natural Gas Gross Production:



Totals may not tally due to rounding off

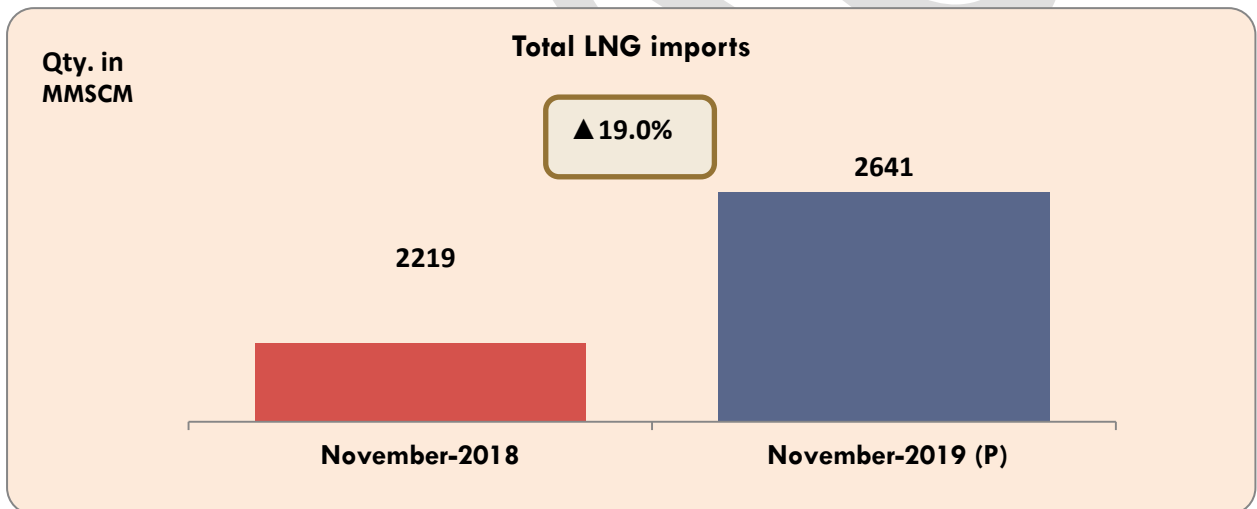
### 3. Domestic Natural Gas Net Production for Sale:

Natural Gas producing companies use some quantity of gas for their own use as internal consumption while some quantity of gas is flared as a part of technical requirement. After flare, loss and internal consumption by gas producing companies, the net production for sale of gas to consuming sectors like power, fertilizer, CGD, refinery, petrochemicals etc. was approximately 78.1 % of the gross production during November 2019.



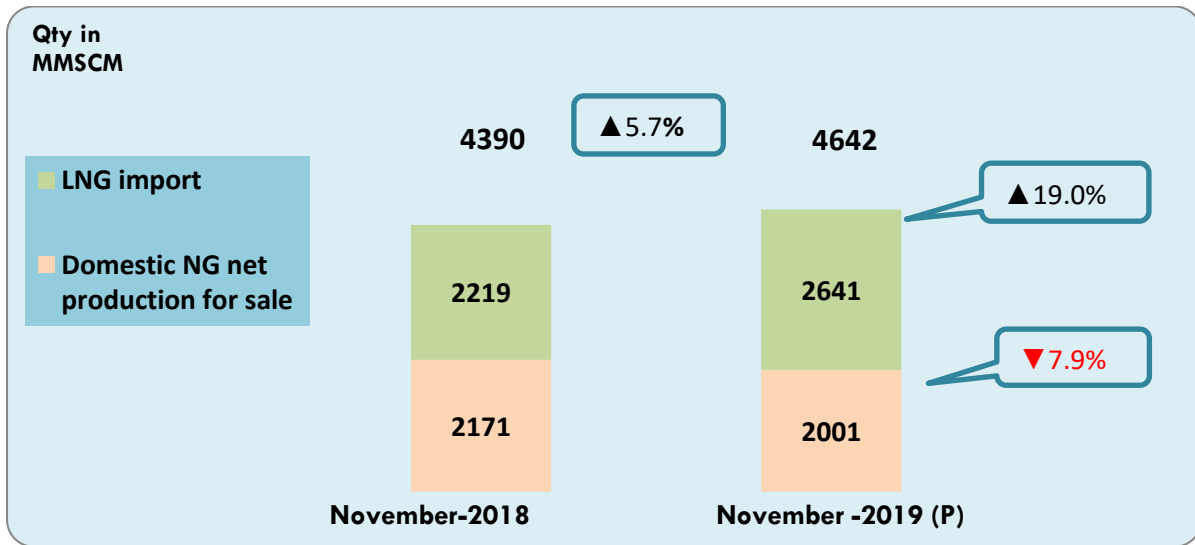
Totals may not tally due to rounding off

#### 4. LNG imports:



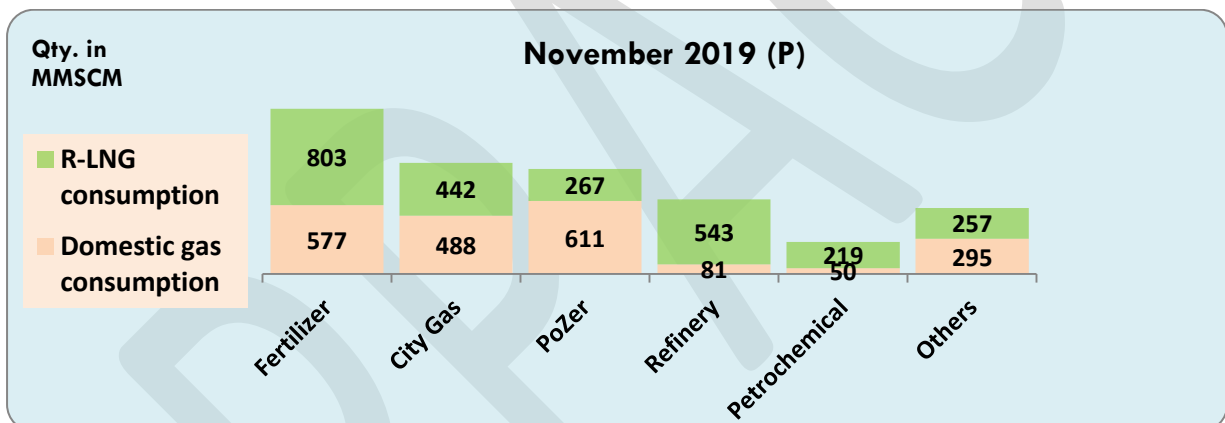
Source: LNG importing companies and DGCIS.  
Totals may not tally due to rounding off

## 5. Total Natural Gas Available for Sale:



Totals may not tally due to rounding off

## 6. Sectoral Consumption of Natural Gas:



Totals may not tally due to rounding off. Based on information provided by ONGC, OIL, DGH, GAIL, GSPCL, RIL, Torrent Power Limited, Shell Energy India Pvt. Ltd., BPCL and IOCL.

Total consumption during the month of November 2019 was 4634 MMSCM.