


**MONTHLY REPORT**  
**ON**  
**Natural Gas Production, Availability and Consumption**  
**May 2020**



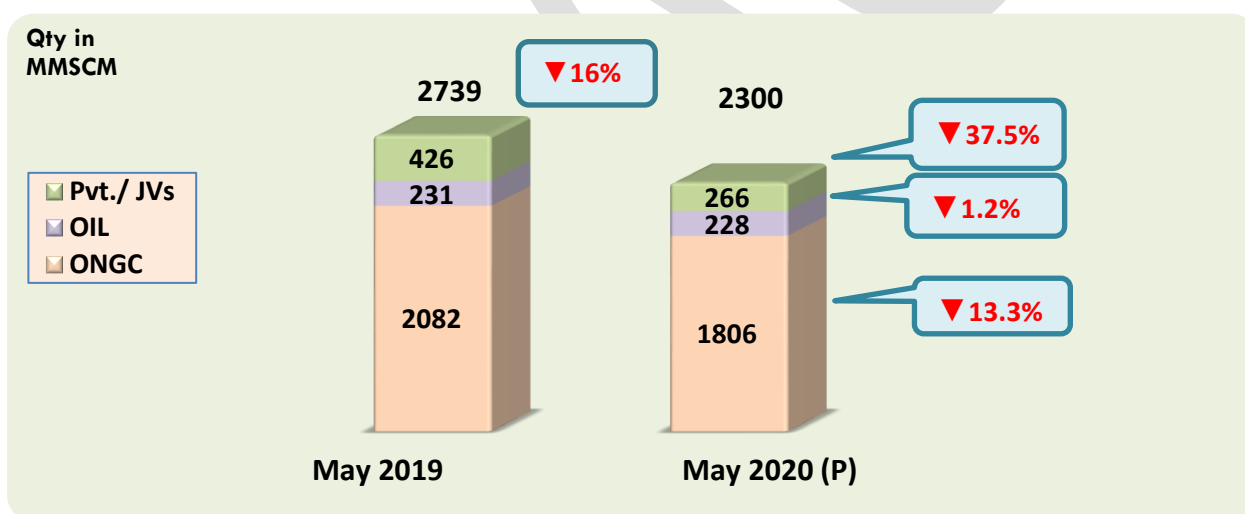
पेट्रोलियम योजना एवं विश्लेषण प्रकोष्ठ  
(पेट्रोलियम एवं प्राकृतिक गैस मंत्रालय)  
Petroleum Planning & Analysis Cell  
(Ministry of Petroleum & Natural Gas)

## Monthly Report on Natural gas production, availability and consumption – May 2020

### 1. Highlights of the report for the month of May 2020 are as follows:

- Gross production for the month of May 2020 was 2300 MMSCM (decrease of 16% over the corresponding month of the previous year).
- Total imports of LNG (provisional) during the month of May 2020 were 2383 MMSCM (increase of 0.5% over the corresponding month of the previous year).
- Natural gas available for sale during May 2020 was 4133 MMSCM (decrease of 8% over the corresponding month of the previous year).
- Total consumption during May 2020 was 4871 MMSCM. Major consumers were fertilizer (32%), refinery (19%), power (18%), City Gas Distribution (CGD) (11%) and petrochemicals (8%).

### 2. Domestic Natural Gas Gross Production:

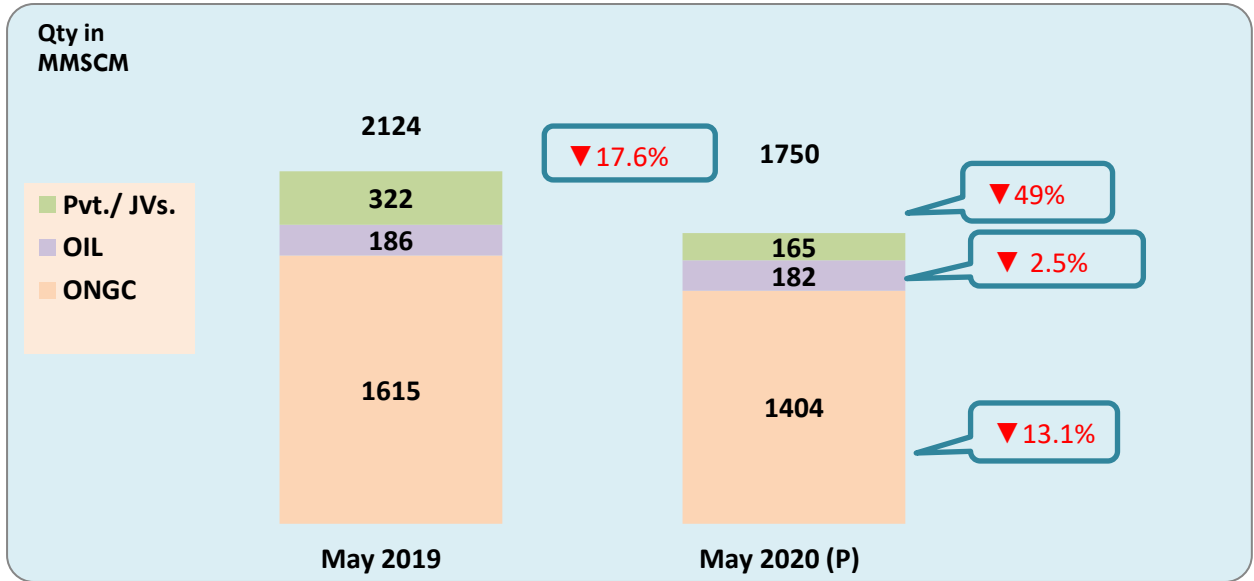


Totals may not tally due to rounding off

### 3. Domestic Natural Gas Net Production for Sale:

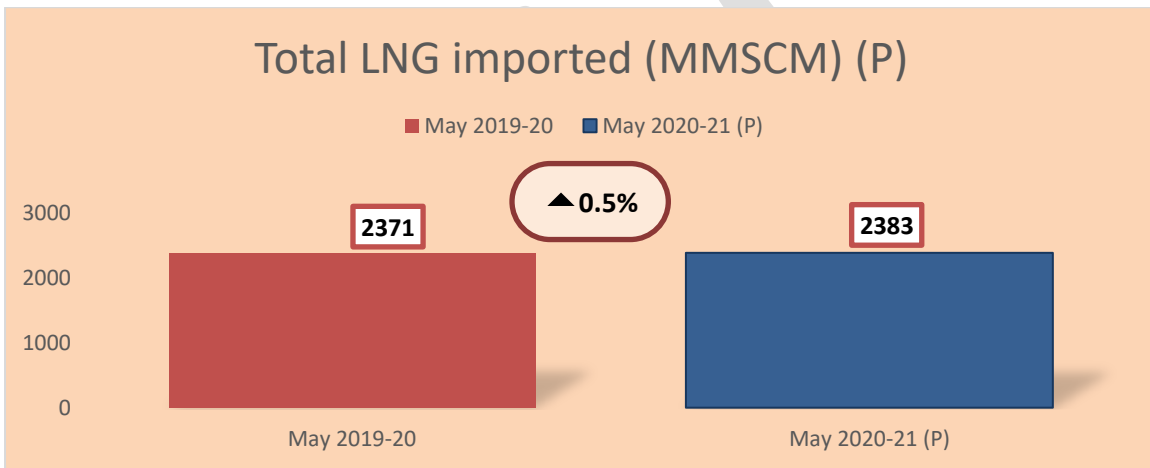
Natural Gas producing companies use some quantity of gas for their own use as internal consumption while some quantity of gas is flared as a part of technical requirement. After flare, loss and internal consumption by gas producing companies, the net production for sale of gas to consuming sectors like power, fertilizer, CGD, refinery, petrochemicals etc. was approximately 76.1% of the gross production during May 2020.

Note: 1BCM=1000 MMSCM



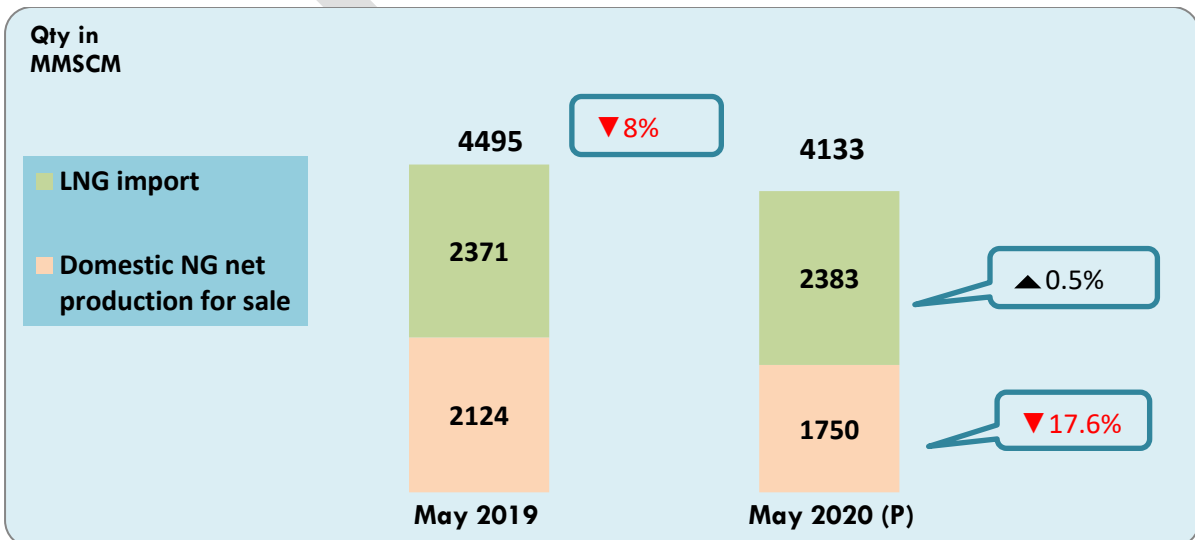
Totals may not tally due to rounding off

#### 4. LNG imports:



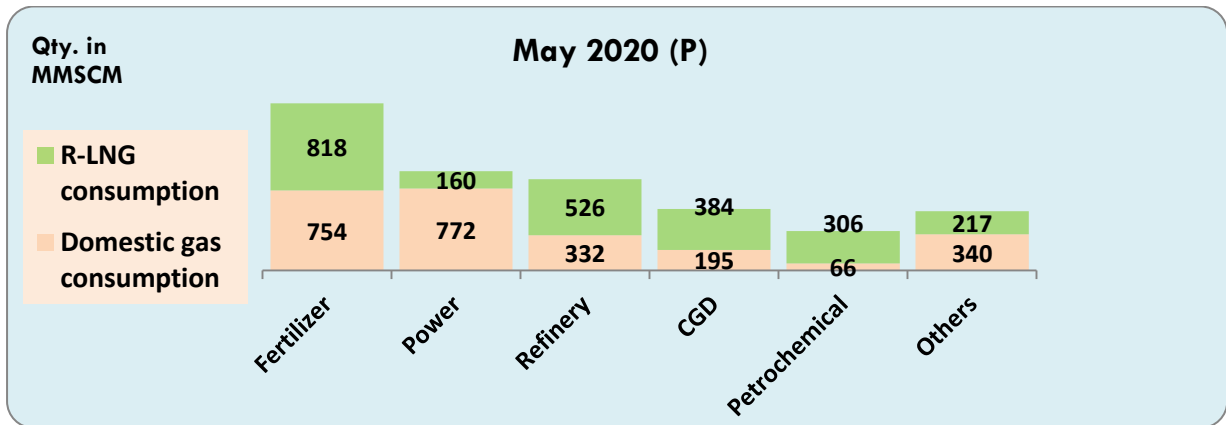
Source: LNG importing companies. Import data of May, 2020 for DGCIS is on estimated basis. Totals may not tally due to rounding off

#### 5. Total Natural Gas Available for Sale:



Totals may not tally due to rounding off

## 6. Sectoral Consumption of Natural Gas:



Totals may not tally due to rounding off. Based on information provided by ONGC, OIL, DGH, GAIL, RIL, Torrent Power Limited, Shell Energy India Pvt. Ltd., BPCL and IOCL. Sectoral consumption data for GSPC is prorated

Total consumption during the month of May-2020 was 4871 MMSCM (P).