

MONTHLY REPORT
ON
INDIGENOUS CRUDE OIL PRODUCTION, CRUDE OIL
IMPORT AND PROCESSING
&
PRODUCTION, IMPORT AND EXPORT OF PETROLEUM
PRODUCTS
November 2023



Petroleum Planning & Analysis Cell

(Ministry of Petroleum & Natural Gas)

1. In this monthly report, indigenous crude oil production, imports and processing as well as production and imports/exports of petroleum products by oil companies are analyzed to assess the domestic availability of petroleum products in the country.

Highlights

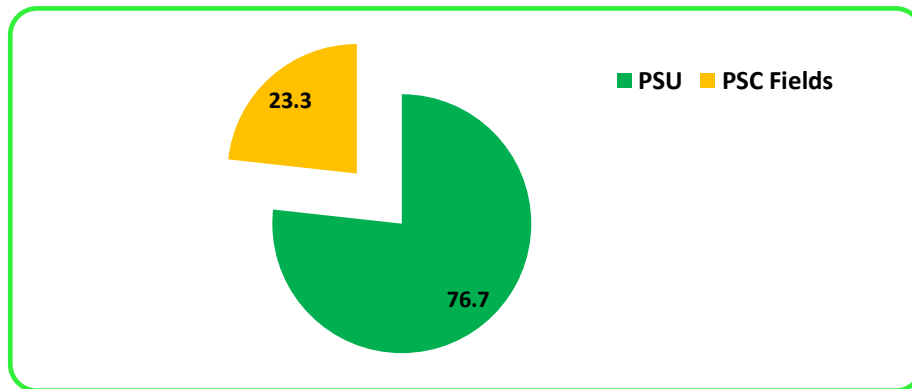
- Indigenous crude oil and condensate production during November 2023 was 2.4 MMT. OIL registered a production of 0.3 MMT, ONGC registered a production of 1.6 MMT whereas PSC registered production of 0.5 MMT during November 2023.
- Total Crude oil processed during November 2023 was 21.7 MMT which is 10.7% higher than November 2022, where PSU/JV refiners processed 15.0 MMT and private refiners processed 6.7 MMT of crude oil. Total indigenous crude oil processed was 2.1 MMT and total Imported crude oil processed was 19.6 MMT by all Indian refineries (PSU+JV+PVT). There was a growth of 3.5 % in total crude oil processed in April-November FY 2023 – 24 as compared to same period of FY 2022 – 23.
- Production of petroleum products was 22.8 MMT during November 2023 which is 12.4% higher than November 2022. Out of 22.8 MMT, 22.5 MMT was from refinery production & 0.3 MMT was from fractionator. There was a growth of 5.0 % in production of petroleum products in April-November FY 2023 – 24 as compared to same period of FY 2022 – 23. Out of total POL production, in November 2023, share of HSD is 43.7 %, MS 15.6 %, Naphtha 6.5 %, ATF 6.2 %, Pet Coke 5.5 %, LPG 4.7% which are of major products and rest are shared by Bitumen, FO/LSHS, LDO, Lubes & others.
- Crude oil imports decreased by 2.3% and increased by 0.4% during November 2023 and April-November 2023 respectively as compared to the corresponding period of the previous year.
- POL products imports increased by 2.6% and 11.5% during November 2023 and April-November 2023 respectively as compared to the corresponding period of the previous year. Increase in POL product imports during April-November 2023 were mainly due to an increase in imports of petcoke, fuel oil (FO), and bitumen.
- Exports of POL products increased by 32.1% and 2.7% during November 2023 and April-November 2023 respectively as compared to the corresponding period of the previous year. Increase in POL products exports during April-November 2023 were mainly due to increase in exports of vacuum gas oil (VGO), motor-spirit (MS) and aviation turbine fuel (ATF).

Part A: Production

2. Indigenous crude oil and condensate production

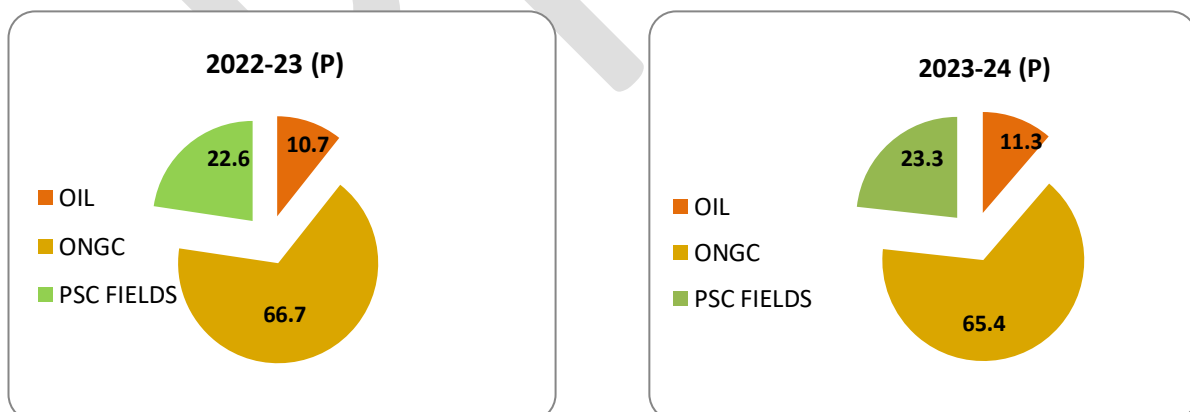
- The percentage share of PSU upstream companies and PSC fields in overall crude oil and condensate production during April-November 2023 (P) is shown in figure-1 below:

Figure-1; Percentage share in crude oil and condensate production; April – November 2023 ^(P)



- The comparison of percentage share of ONGC, OIL and PSC fields in total crude oil and condensate production during April November 2022 (P) and April November 2023 (P) is shown in figure-2 below:

Figure-2; Percentage share in crude oil production; April – November



3. Crude oil processing by Oil Companies

Analysis of crude oil processing by refineries:

- Analysis of type of crude oil processed (i.e. indigenous, imported and low sulphur & high sulphur) in Indian refineries during April-November 2023 (P) and April-November 2022 (P) is given below

Figure-3; Percentage share of Indigenous/imported crude oil processed in PSU/JV refineries in April - November

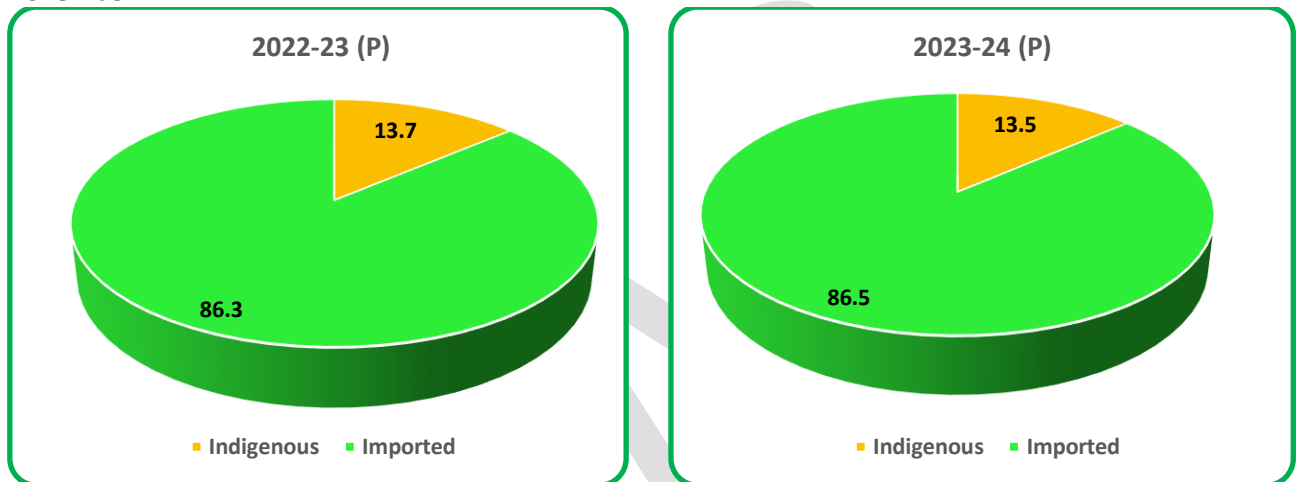
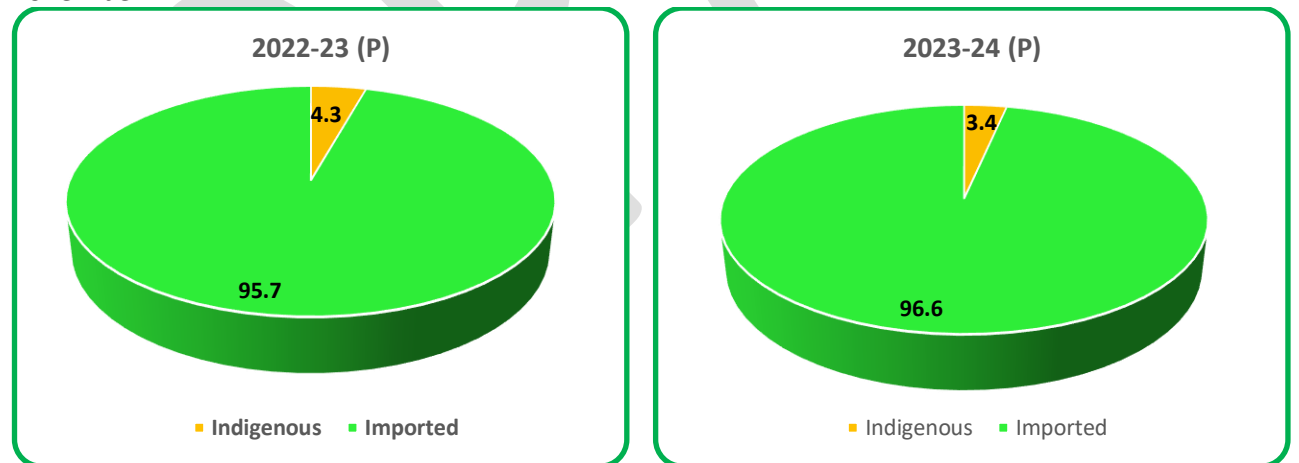


Figure-4; Percentage share of indigenous and imported crude oil processed by Private refineries: April - November



	2022 - 23 (P)	November		April – November	
		2022-23 (P)	2023-24 (P)	2022-23 (P)	2023-24 (P)
					Qty. in MMT
High Sulphur crude (HS)	197.9	15.0	17.3	128.7	133.6
Low Sulphur crude (LS)	57.4	4.6	4.4	37.6	38.5
Total crude processed	255.2	19.6	21.7	166.3	172.0
% Share of HS crude in total crude processed	77.5%	76.4%	80.3%	77.4%	77.7%

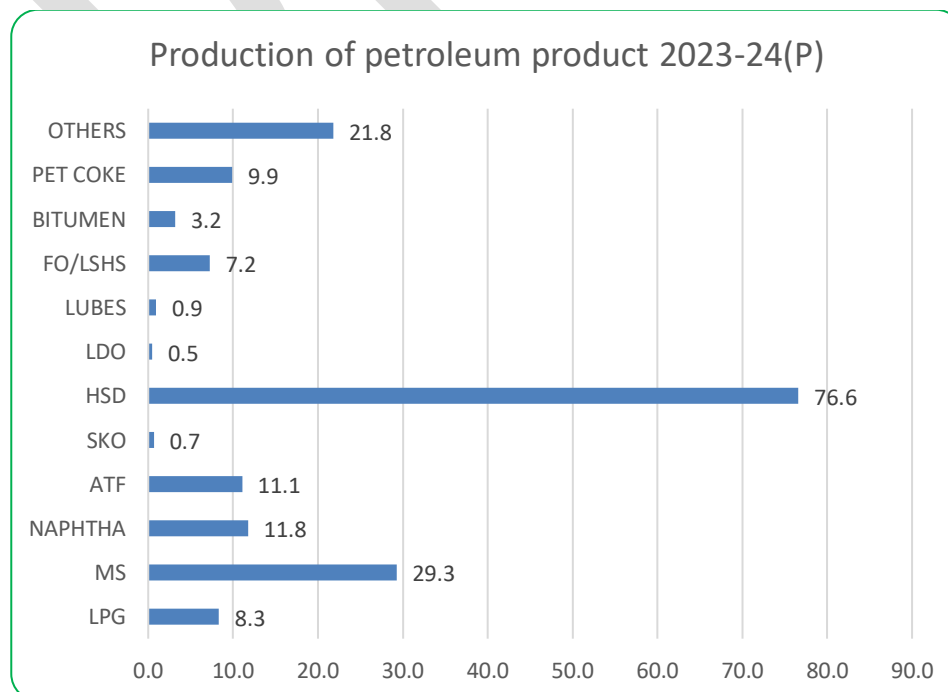
4. Production of Petroleum Products

Details of production of petroleum products by refineries and fractionators during November 2023^(P) are given in Table-2.

Table-2; Production of petroleum products	
(Thousand Metric Tonnes)	
Products	November 2023 ^(P)
LPG	1070
Naphtha	1473
MS	3558
ATF	1410
SKO	72
HSD	9958
LDO	51
Lubes	117
FO	638
LSHS	51
Bitumen	384
RPC(Pet-coke)	1251
Others	2749
Total	22782

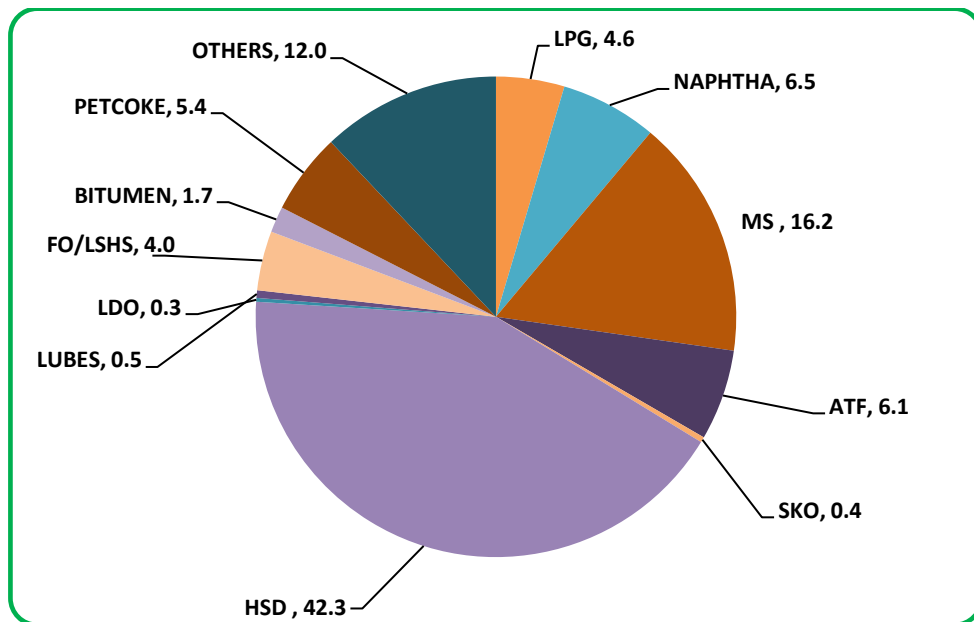
Note: (P): Provisional. Source: Oil Companies
 * Others include products like Propylene, solvents (Hexane, Benzene, Toluene, Xylene and Specialty solvents), Reformat, Mineral Turpentine Oil, Carbon Black Feedstock, Waxes, Sulphur etc.
 LPG: Liquefied petroleum gas, MS: Motor spirit, ATF: Aviation turbine fuel; SKO: Superior kerosene oil, HSD: High speed diesel;

Figure-5; Product wise production of POL products by refineries and fractionators: April-November 2023^(P)



The percentage share of various products in total POL production during April - November 2023 is shown below:

Figure-6; Percentage share of products in total POL production: April-November 2023 ^(P)



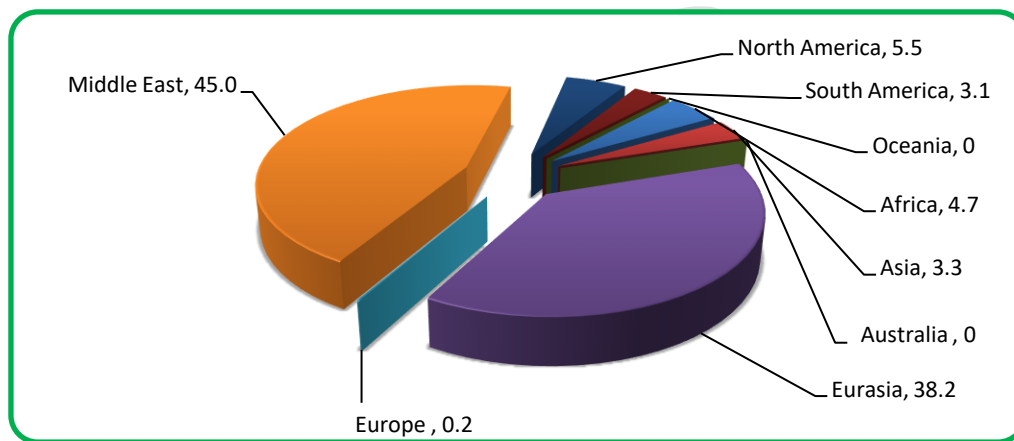
Part B: Import /Export

5.a Import of Crude oil

Details of import of crude oil given in Table-3 below:

Table-3; Import of Crude oil		
<i>(Thousand Metric Tonnes)</i>		
Import	November 2023 ^(P)	April to November 2023-24 ^(P)
Crude Oil	18528	134431

Figure 7: Region wise percentage share (%) of crude oil during April to November 2023-24 (P)



- Crude oil imports decreased by 2.3% and increased by 0.4% during November 2023 and April-November 2023 respectively as compared to the corresponding period of the previous year.
- Crude oil imports from OPEC countries decreased to 48.1% of total imports during April-November 2023-24 as compared to 62.6% during April-November 2022-23.

5.b Import Petroleum Products

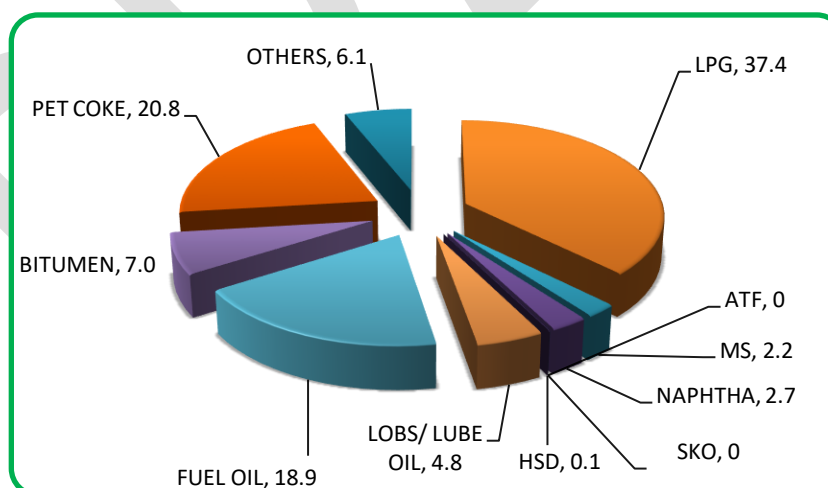
Details of import of petroleum products given in Table-4 below:

Table-4; Import of Petroleum products		
(Thousand Metric Tonnes)		
Product	November 2023 ^(P)	April to November 2023-24 ^(P)
LPG	1719	11959
MS/ Petrol	71	717
NAPHTHA	92	858
ATF	0	0.003
SKO	0	0
HSD	5	25
LOBS/LUBE OIL	191	1546
FUEL OIL	869	6041
BITUMEN	269	2237
PETCOKE	794	6655
OTHERS [§]	137	1947
TOTAL IMPORTS	4149	31986

Notes: (P): Provisional. Source: Oil Companies & DGCIS. Total may not tally due to rounding off.
Private imports are prorated for the period September-2023 to November-2023 on the basis of actual data received from DGCIS for the period September-2022 to August-2023

§ Others include Paraffin wax, Petroleum Jelly, Aviation Gas, MTBE, Reformate etc. LPG: Liquefied petroleum gas, MS: Motor spirit, ATF: Aviation turbine fuel; SKO: Superior kerosene oil, HSD: High speed diesel, MTBE: Methyl tert-butyl ether.

Figure 8: Percentage share of petroleum products in imports: April to November 2023-24 (P)



- Imports made due to deficit in production viz. LPG and Lubes/LOBS accounted for 42.2% share of total POL products import during April-November 2023-24 as compared to 46.6% during April-November 2022-23.
- Import of petcoke accounted for 20.8% of the total POL imports during April-November 2023-24. The entire quantity was imported by private importers.

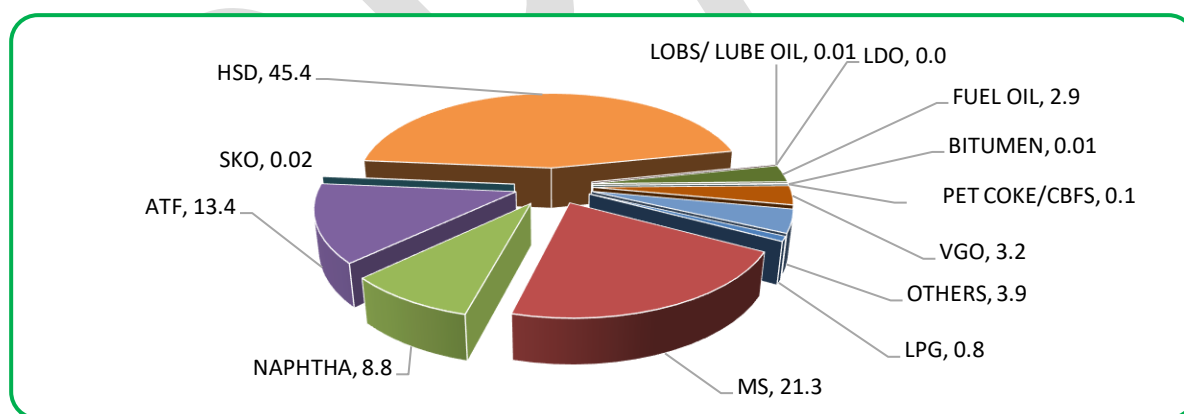
5.c Export of Petroleum Products

Details of export of petroleum products given in Table-5 below:

Table-5 Export of major Petroleum products		
(Thousand Metric Tonnes)		
Product	November 2023 ^(P)	April to November 2023-24 ^(P)
LPG	44	342
MS	872	8701
Naphtha	555	3605
ATF	743	5476
SKO	1	8
HSD	2832	18498
LDO	0	0.1
LOBS/LUBE OIL	1	4
FUEL OIL	187	1189
BITUMEN	0	5
PETCOKE	0	28
VGO	184	1324
OTHERS [#]	217	1609
TOTAL EXPORT	5637	40787

Note: (P): Provisional. Source: Oil Companies. Total may not tally due to rounding off.
[#] Other include Benzene, Hexane, MTO, Paraffin wax, Polypropylene, Sulphur etc.
 LPG: Liquefied petroleum gas, MS: Motor spirit, ATF: Aviation turbine fuel; SKO: Superior kerosene oil, HSD: High speed diesel, LDO: Light diesel oil, VGO: Vacuum gas oil, MTO: Mineral turpentine oil

Figure 9: Percentage share of petroleum products in export: April to November 2023-24 (P)



- Exports of POL products increased by 32.1% and 2.7% during November 2023 and April-November 2023 respectively as compared to the corresponding period of the previous year. Increase in POL products exports during April-November 2023 were mainly due to increase in exports of vacuum gas oil (VGO), motor-spirit (MS) and aviation turbine fuel (ATF).