

**MONTHLY REPORT**  
**ON**  
**INDIGENOUS CRUDE OIL PRODUCTION, CRUDE OIL**  
**IMPORT AND PROCESSING**  
**&**  
**PRODUCTION, IMPORT AND EXPORT OF PETROLEUM**  
**PRODUCTS**  
**May 2024**



**Petroleum Planning & Analysis Cell**

(Ministry of Petroleum & Natural Gas)

1. In this monthly report, indigenous crude oil production, imports and processing as well as production and imports/exports of petroleum products by oil companies are analyzed to assess the domestic availability of petroleum products in the country.

## Highlights

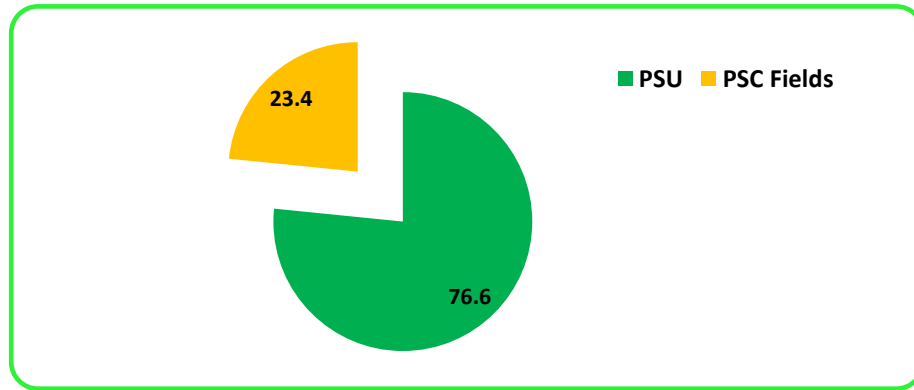
- Indigenous crude oil and condensate production during May 2024 was 2.5 MMT. OIL registered a production of 0.3 MMT, ONGC registered a production of 1.6 MMT whereas PSC/RSC registered production of 0.6 MMT during May 2024. There is a degrowth of 1.1% in crude oil and condensate production during May 2024 as compared to May 2023.
- Total Crude oil processed during May 2024 was 23.0 MMT which is 1.3% higher than May 2023, where PSU/JV refiners processed 15.7 MMT and private refiners processed 7.3 MMT of crude oil. Total indigenous crude oil processed was 2.3 MMT and total Imported crude oil processed was 20.7 by all Indian refineries (PSU+JV+PVT). There was a growth of 1.1 % in total crude oil processed in April-May FY 2024 – 25 as compared to same period of FY 2023 – 24.
- Production of petroleum products was 24.0 MMT during May 2024 which is 0.5% higher than May 2023. Out of 24.0 MMT, 23.7 MMT was from refinery production & 0.3 MMT was from fractionator. There was a growth of 2.2 % in production of petroleum products in April May FY 2024 – 25 as compared to same period of FY 2023 – 24. Out of total POL production, in May 2024, share of HSD is 41.6 %, MS 17.2 %, Naphtha 6.5 %, ATF 6.4 %, Pet Coke 5.3 %, LPG 4.5% which are of major products and rest are shared by Bitumen, FO/LSHS, LDO, Lubes & others.
- Crude oil imports increased by 5.7% and 6.0% during May 2024 and April-May FY 2024-25 respectively as compared to the corresponding period of the previous year.
- POL products imports decreased by 8.2% and increased by 7.1% during May 2024 and April-May FY 2024-25 respectively as compared to the corresponding period of the previous year. Increase in POL products imports during April-May FY 2024-25 were mainly due to increase in imports of liquified petroleum gas (LPG), petcoke etc.
- Exports of POL products decreased by 0.9% and increased by 3.6% during May 2024 and April-May FY 2024-25 respectively as compared to the corresponding period of the previous year. Increase in POL products exports during April-May FY 2024-25 were mainly due to increase in exports of aviation turbine fuel (ATF), fuel oil (FO) etc.

## Part A: Production

## 2. Indigenous crude oil and condensate production

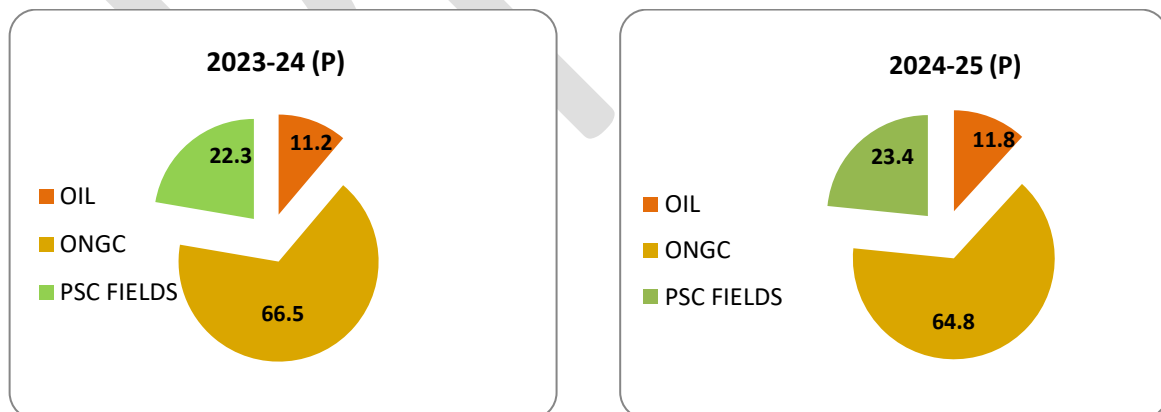
- The percentage share of PSU upstream companies and PSC fields in overall crude oil and condensate production during April-May FY 2024-25 (P) is shown in figure-1 below:

Figure-1; Percentage share in crude oil and condensate production; April-May FY 2024-25 <sup>(P)</sup>



- The comparison of percentage share of ONGC, OIL and PSC fields in total crude oil and condensate production during April-May FY 2023-24 (P) and April-May FY 2024-25 (P) is shown in figure-2 below:

Figure-2; Percentage share in crude oil production; April – May

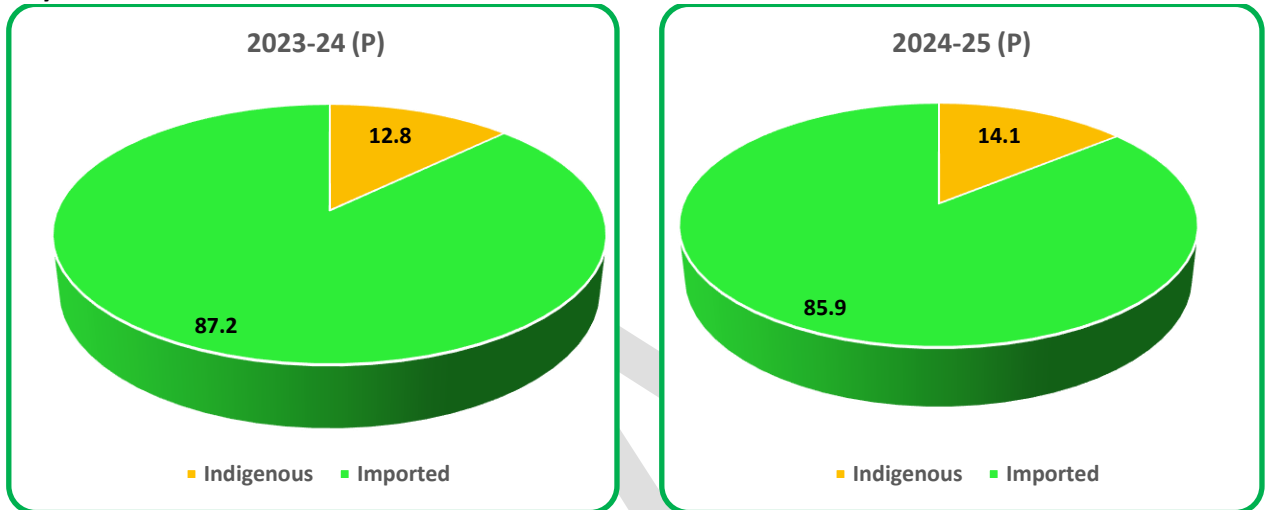


### 3. Crude oil processing by Oil Companies

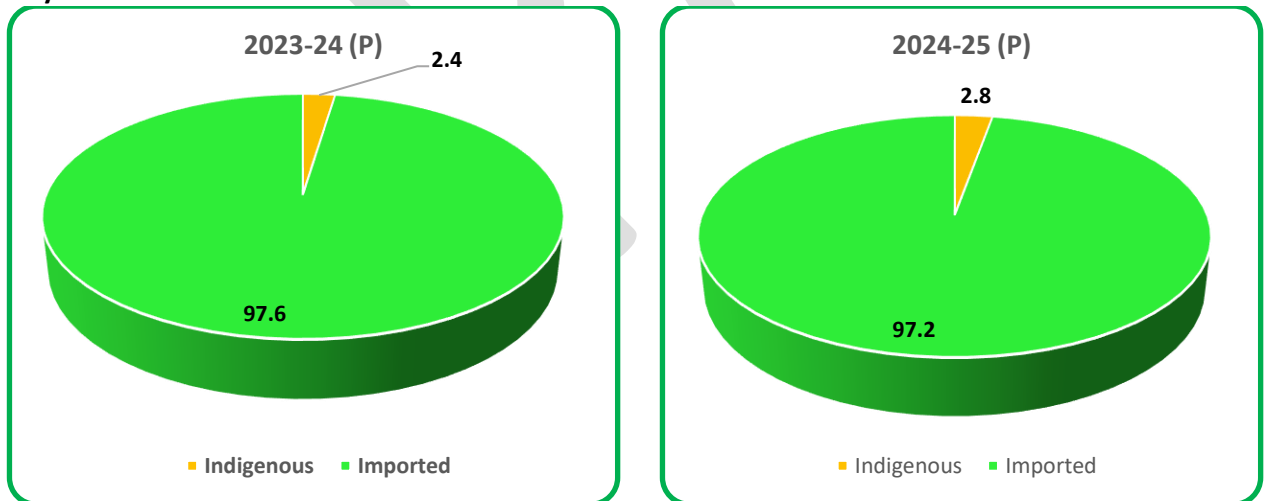
#### Analysis of crude oil processing by refineries:

- Analysis of type of crude oil processed (i.e. indigenous, imported and low sulphur & high sulphur) in Indian refineries during April-May FY 2023-24 (P) and April-May FY 2024-25 (P) is given below

**Figure-3; Percentage share of Indigenous/imported crude oil processed in PSU/JV refineries in April - May**



**Figure-4; Percentage share of indigenous and imported crude oil processed by Private refineries: April - May**



	2023 - 24 (P)	May		April – May	
		2023-24 (P)	2024-25 (P)	2023-24 (P)	2024-25 (P)
					Qty. in MMT
High Sulphur crude (HS)	205.3	17.9	18.5	34.7	35.8
Low Sulphur crude (LS)	56.2	4.8	4.5	9.5	8.8
Total crude processed	<b>261.5</b>	<b>22.7</b>	<b>23.0</b>	<b>44.2</b>	<b>44.6</b>
<b>% Share of HS crude in total crude processed</b>	<b>78.5%</b>	<b>79.0%</b>	<b>80.4%</b>	<b>78.6%</b>	<b>80.3%</b>

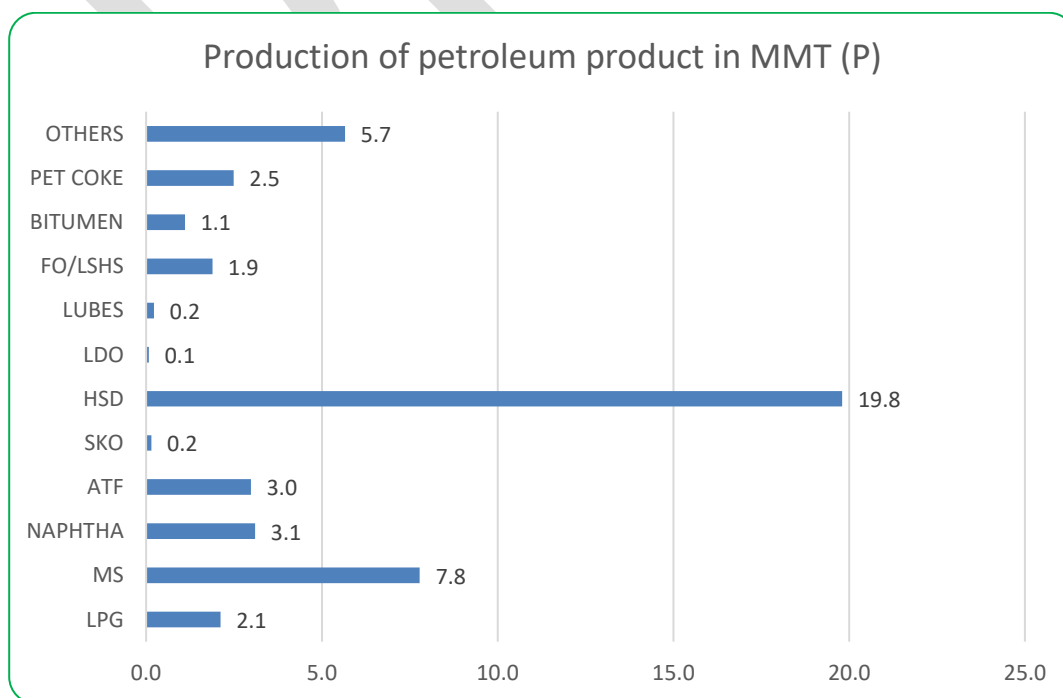
## 4. Production of Petroleum Products

Details of production of petroleum products by refineries and fractionators during May 2024<sup>(P)</sup> are given in Table-2.

Table-2; Production of petroleum products	
(Thousand Metric Tonnes)	
Products	May 2024 <sup>(P)</sup>
LPG	1077
Naphtha	1563
MS	<b>4127</b>
ATF	1528
SKO	46
HSD	<b>9999</b>
LDO	50
Lubes	125
FO	876
LSHS	55
Bitumen	562
RPC(Pet-coke)	1267
Others	2739
<b>Total</b>	<b>24013</b>

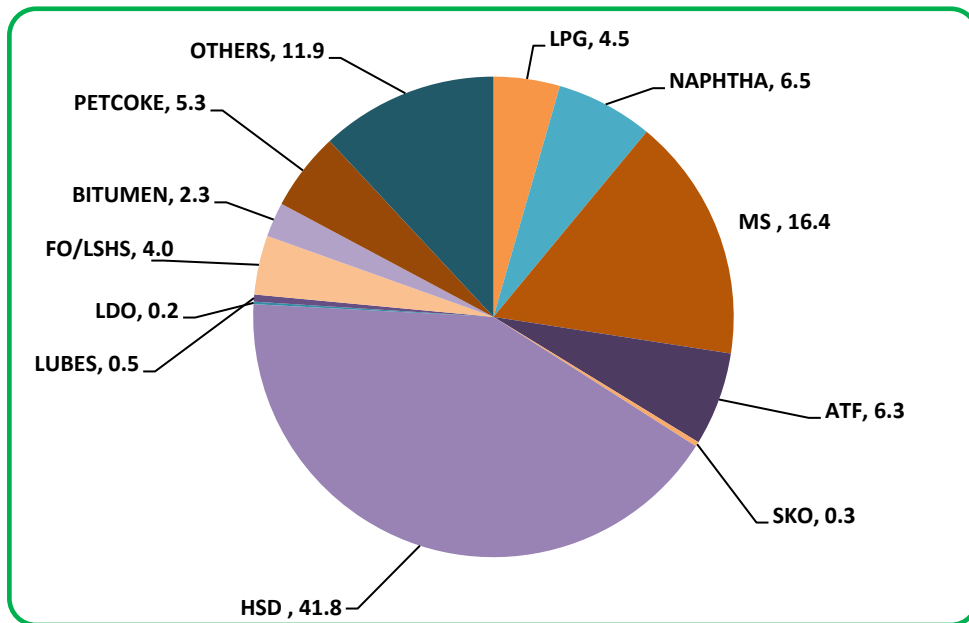
Note: (P): Provisional. Source: Oil Companies, Total may not tally due to rounding off.  
 \* Others include products like Propylene, solvents (Hexane, Benzene, Toluene, Xylene and Specialty solvents), Reformate, Mineral Turpentine Oil, Carbon Black Feedstock, Waxes, Sulphur etc.  
 LPG: Liquefied petroleum gas, MS: Motor spirit, ATF: Aviation turbine fuel; SKO: Superior kerosene oil, HSD: High speed diesel;

Figure-5; Product wise production of POL products by refineries and fractionators: April-May FY 2024-25<sup>(P)</sup>



The percentage share of various products in total POL production during April - May FY 2024-25 is shown below:

Figure-6; Percentage share of products in total POL production: April-May 2024-25 <sup>(P)</sup>



## Part B: Import /Export

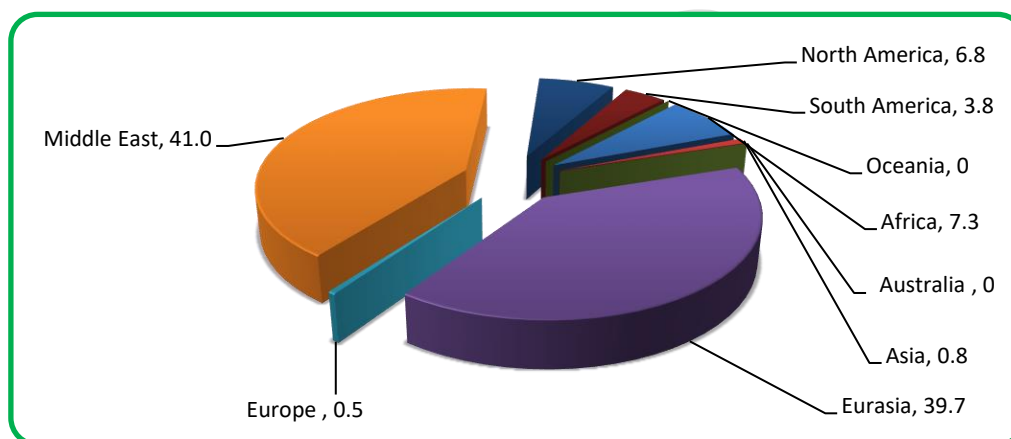


## 5.a Import of Crude oil

Details of import of crude oil given in Table-3 below:

Table-3; Import of Crude oil		
<i>(Thousand Metric Tonnes)</i>		
Import	May 2024 <sup>(P)</sup>	April to May FY 2024-25 <sup>(P)</sup>
Crude Oil	21750	43059

Figure 7: Region wise percentage share (%) of crude oil during April to May FY 2024-25 (P)



- Crude oil imports increased by 5.7% and 6.0% during May 2024 and April-May FY 2024-25 respectively as compared to the corresponding period of the previous year.
- Crude oil imports from OPEC countries increased to 50.5% of total imports during April-May FY 2024-25 as compared to 44.3% during April-May FY 2023-24.

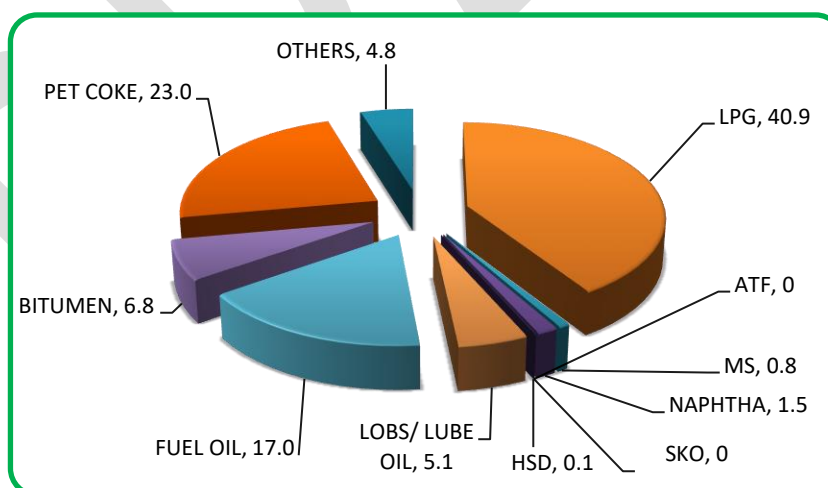
## 5.b Import Petroleum Products

Details of import of petroleum products given in Table-4 below:

Table-4; Import of Petroleum products		
(Thousand Metric Tonnes)		
Product	May 2024 <sup>(P)</sup>	April to May FY 2024-25 <sup>(P)</sup>
LPG	1682	3241
MS/ Petrol	34	64
NAPHTHA	60	119
ATF	0	0
SKO	0	0
HSD	4	7
LOBS/LUBE OIL	204	402
FUEL OIL	598	1350
BITUMEN	269	538
PETCOKE	913	1826
OTHERS <sup>§</sup>	145	383
<b>TOTAL IMPORTS</b>	<b>3908</b>	<b>7929</b>

Notes: (P): Provisional. Source: Oil Companies & DGCIS. Total may not tally due to rounding off.  
# Private imports are prorated for the period April-2024 to May-2024 on the basis of actual data received from DGCIS for the period April-2023 to March-2024  
<sup>§</sup> Others include Paraffin wax, Petroleum Jelly, Aviation Gas, MTBE, Reformate etc. LPG: Liquefied petroleum gas, MS: Motor spirit, ATF: Aviation turbine fuel; SKO: Superior kerosene oil, HSD: High speed diesel, MTBE: Methyl tert-butyl ether.

Figure 8: Percentage share of petroleum products in imports: April to May FY 2024-25 (P)



- Imports made due to deficit in production viz. LPG and Lubes/LOBS accounted for 45.9% share of total POL products import during April-May FY 2024-25 as compared to 38.1% during April-May FY 2023-24.
- Import of petcoke accounted for 23.0% of the total POL imports during April-May FY 2024-25. The entire quantity was imported by private importers.

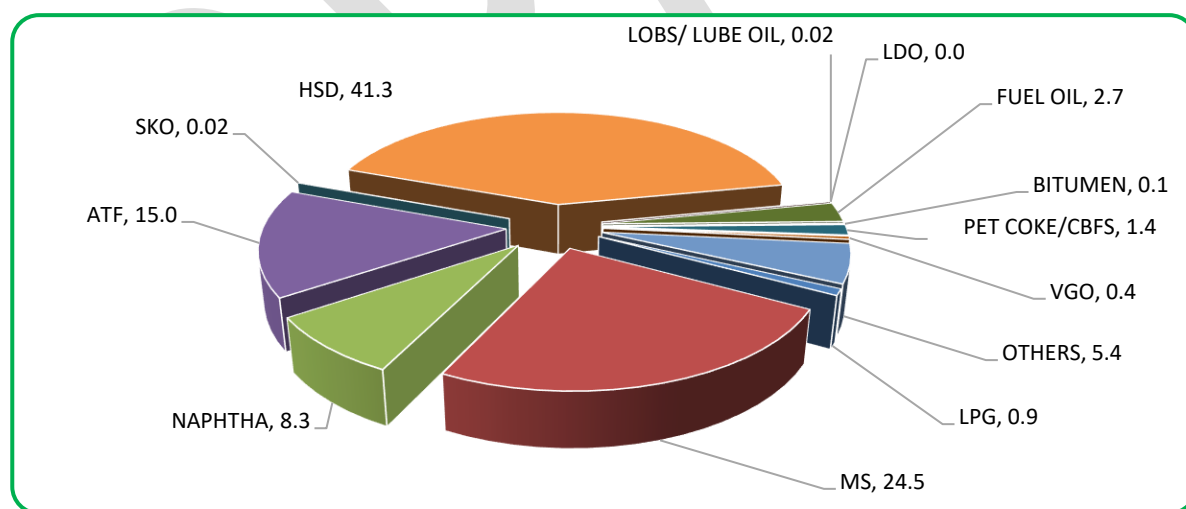
## 5.c Export of Petroleum Products

Details of export of petroleum products given in Table-5 below:

Table-5 Export of major Petroleum products		
(Thousand Metric Tonnes)		
Product	May 2024 <sup>(P)</sup>	April to May FY 2024-25 <sup>(P)</sup>
LPG	44	88
MS	1277	2455
Naphtha	390	829
ATF	857	1500
SKO	1	2
HSD	2140	4139
LDO	0	0
LOBS/LUBE OIL	2	2
FUEL OIL	147	271
BITUMEN	2	5
PETCOKE	73	145
VGO	39	39
OTHERS <sup>#</sup>	291	541
<b>TOTAL EXPORT</b>	<b>5263</b>	<b>10017</b>

Note: (P): Provisional. Source: Oil Companies. Total may not tally due to rounding off.  
<sup>#</sup> Other include Benzene, Hexane, MTO, Paraffin wax, Polypropylene, Sulphur etc.  
 LPG: Liquefied petroleum gas, MS: Motor spirit, ATF: Aviation turbine fuel; SKO: Superior kerosene oil, HSD: High speed diesel,  
 LDO: Light diesel oil, VGO: Vacuum gas oil, MTO: Mineral turpentine oil

Figure 9: Percentage share of petroleum products in export: April to May FY 2024-25 (P)



- Exports of POL products decreased by 0.9% and increased by 3.6% during May 2024 and April-May FY 2024-25 respectively as compared to the corresponding period of the previous year. Increase in POL products exports during April-May FY 2024-25 were mainly due to increase in exports of aviation turbine fuel (ATF), fuel oil (FO) etc.