

MONTHLY REPORT (WEB)
ON
Natural Gas Production, Availability and Consumption
July 2024



पेट्रोलियम योजना एवं विश्लेषण प्रकोष्ठ
(पेट्रोलियम एवं प्राकृतिक गैस मंत्रालय)
Petroleum Planning & Analysis Cell
(Ministry of Petroleum & Natural Gas)




Petroleum Planning & Analysis Cell

Monthly Report on Natural gas production, availability and consumption – July 2024

1. Highlights of the report for the month of July 2024 are as follows:

- Gross production of natural gas for the month of July 2024 (P) was 3079 MMSCM which was lower by 1.4% compared with the corresponding month of the previous year.
- Total import of LNG (provisional) during the month of July 2024 was 2794 MMSCM (P) (increase of 18.6 % over the corresponding month of the previous year).
- Natural gas available for sale during July 2024 was 5355 MMSCM (increase of 8.14% over the corresponding month of the previous year).
- Total consumption during July 2024 was 6120 MMSCM (provisional). Major consumers were fertilizer (29%), City Gas Distribution (CGD) (21%), Power (12%), Refinery (9%) and Petrochemicals (5%).

2. Domestic Natural Gas Gross Production:



Totals may not tally due to rounding off

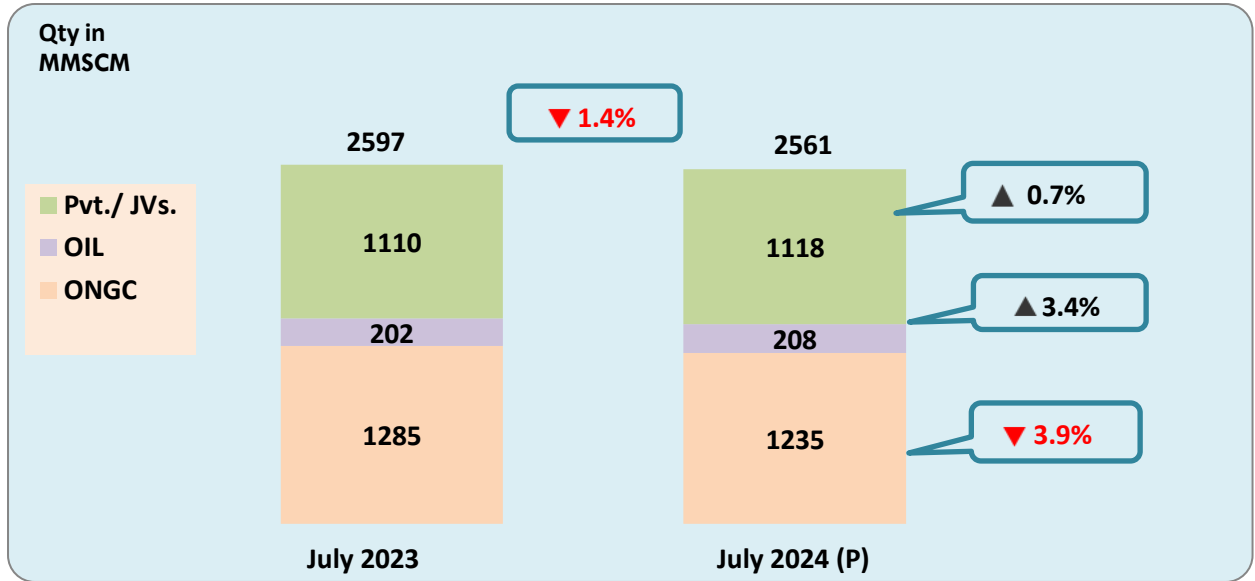
3. Domestic Natural Gas Net Production for Sale:

Natural Gas producing companies use some quantity of gas for their own use as internal consumption while some quantity of gas is flared as a part of technical requirement. After flare, loss and internal consumption by gas producing companies, the net production for sale of gas to consuming sectors like power, fertilizer, CGD, refinery, petrochemicals etc. was approximately 83.2% of the gross production during July 2024.

Note: 1BCM=1000 MMSCM

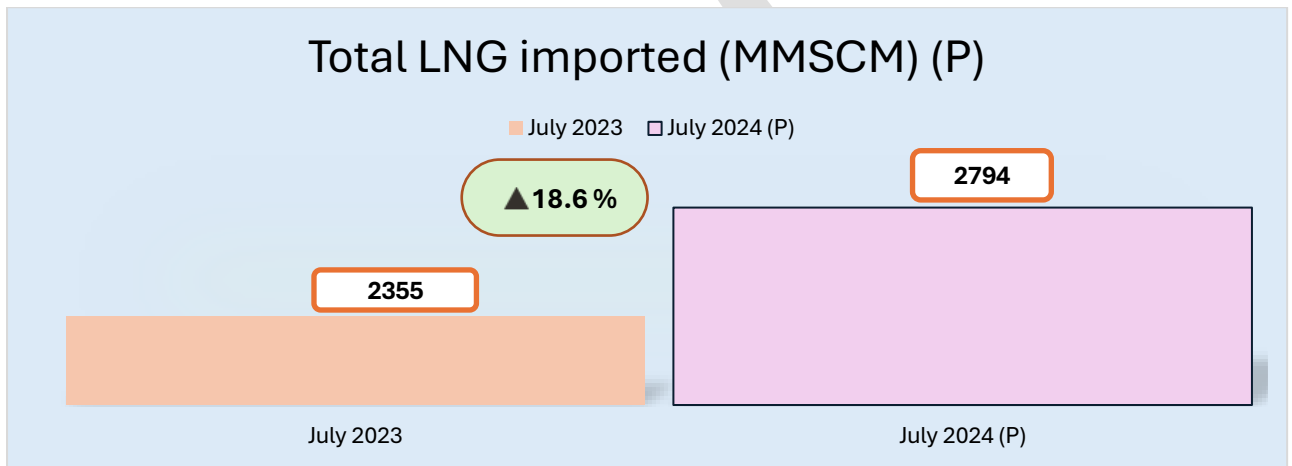


Petroleum Planning & Analysis Cell



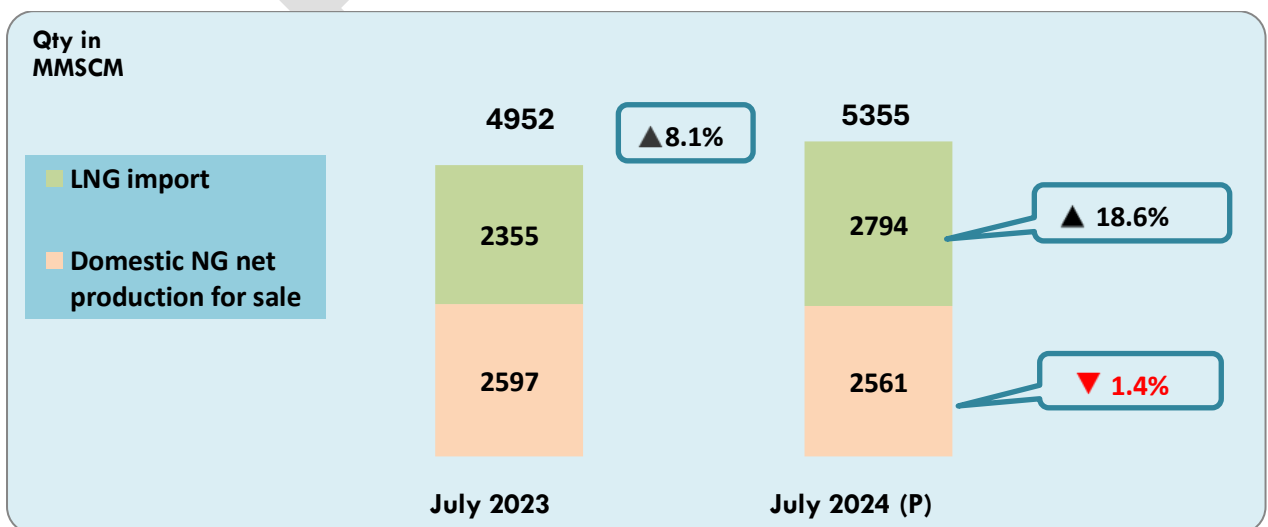
Totals may not tally due to rounding off

4. LNG imports:



Source: DGCIS data prorated for July 2024 month.

5. Total Natural Gas Available for Sale:

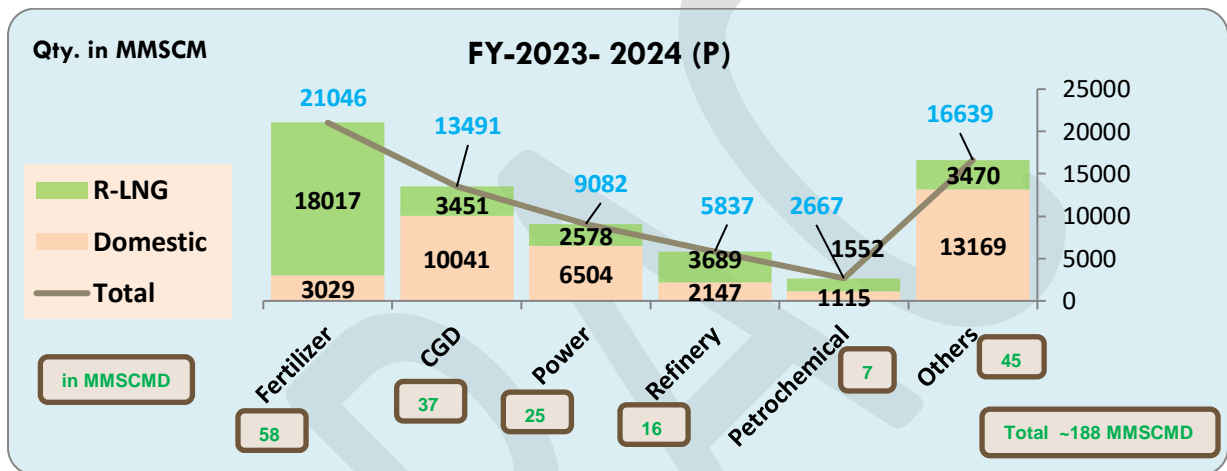



Totals may not tally due to rounding off



Petroleum Planning & Analysis Cell

6. Sectoral Consumption of Natural Gas:



Totals may not tally due to rounding off. Based on information provided by ONGC, OIL, DGH, GAIL, Torrent Power Limited, Shell Energy India Pvt. Ltd., BPCL, RIL (P) and IOCL. Components of internal consumption related to VAP shrinkage, LPG Shrinkage, Captive Power Generation, supply to power houses, supply to crematoriums & schools etc. as reported by ONGC, OIL & DGH (prorated) have been updated. Others includes sectors like Internal consumption for Pipeline System, Agriculture (Tea Plantation), Industrial, Manufacturing, LPG shrinkage, Sponge Iron and Miscellaneous (for further details visit <https://ppac.gov.in/natural-gas/sectoral-consumption>)

Sector	April-Jul 23	April-Jul 24	Cumulative Growth %	Share:Apr-Jul 23-24	Share: FY Apr-Jul 2024-25	Jul-23	Jul-24	Share: Jul-24	% age-YoY	(in MMSCM)	
										Jun-24	% age-MoM
Fertilizer	6668	6769	2%	31%	27%	1666	1801	29%	8%	1672	8%
Power	3071	4031	31%	14%	16%	722	724	12%	0.2%	1117	-35%
CGD	4297	4983	16%	20%	20%	1104	1261	21%	14%	1237	2%
Refinery	1734	2106	21%	8%	8%	493	521	9%	6%	466	12%
Petrochem	891	1010	13%	4%	4%	219	283	5%	29%	290	-2%
Others	4762	5994	26%	22%	24%	1363	1530	25%	12%	1467	4%
Total	21422	24893	16%	100%	100%	5567	6120	100%	10%	6249	-2%

Total consumption during the month of July-2024 was 6120 MMSCM (P).

For suggestions & feedback you may write to Shri Lokesh Mehta, Additional Director (Gas), PPAC, at mehta.lokesh@ppac.gov.in.