


**MONTHLY REPORT (WEB)**  
**ON**  
**Natural Gas Production, Availability and Consumption**  
**October 2024**



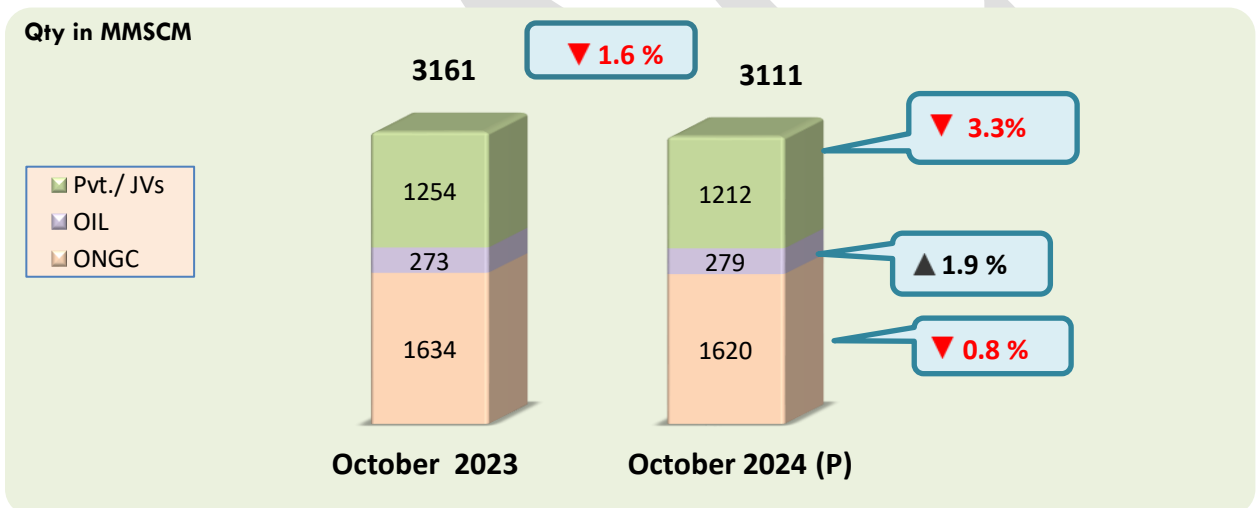
**पेट्रोलियम योजना एवं विश्लेषण प्रकोष्ठ**  
**(पेट्रोलियम एवं प्राकृतिक गैस मंत्रालय)**  
**Petroleum Planning & Analysis Cell**  
**(Ministry of Petroleum & Natural Gas)**

## Monthly Report on Natural gas production, availability and consumption – October 2024

### 1. Highlights of the report for the month of October 2024 are as follows:

- Gross production of natural gas for the month of October 2024 (P) was 3111 MMSCM which was lower by 1.6% compared with the corresponding month of the previous year.
- Total import of LNG (provisional) during the month of October 2024 was 2941 MMSCM (P) (increase of 10.8 % over the corresponding month of the previous year).
- Natural gas available for sale during October 2024 was 5527 MMSCM (increase of 4.2% over the corresponding month of the previous year).
- Total consumption during October 2024 was 6019 MMSCM (provisional). Major consumers were fertilizer (29%), City Gas Distribution (CGD) (21%), Power (11%), Refinery (9%) and Petrochemicals (3%).

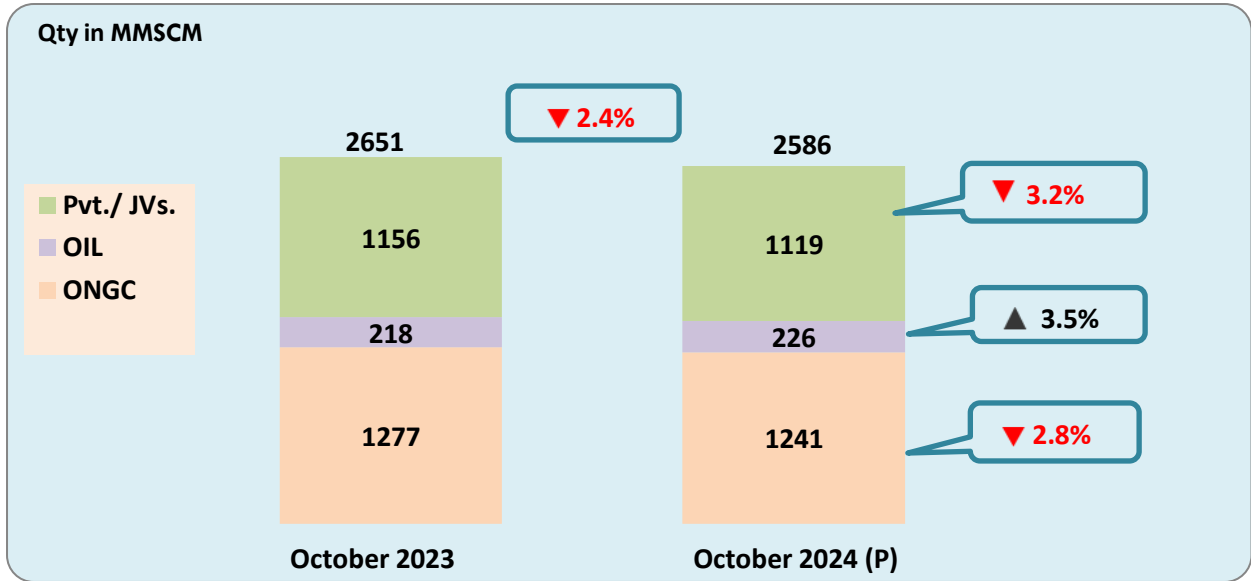
### 2. Domestic Natural Gas Gross Production:



### 3. Domestic Natural Gas Net Production for Sale:

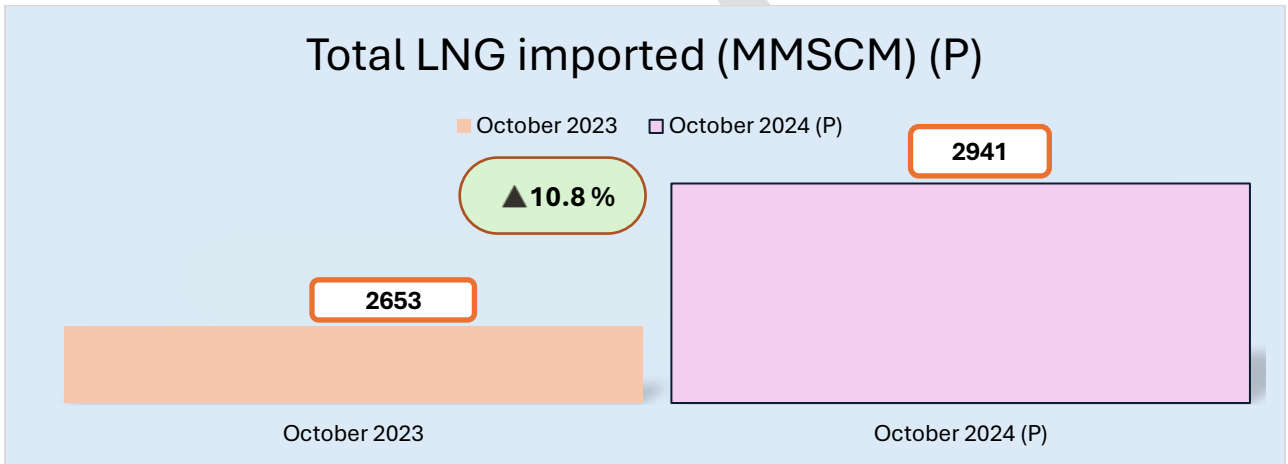
Natural Gas producing companies use some quantity of gas for their own use as internal consumption while some quantity of gas is flared as a part of technical requirement. After flare, loss and internal consumption by gas producing companies, the net production for sale of gas to consuming sectors like power, fertilizer, CGD, refinery, petrochemicals etc. was approximately 83.1% of the gross production during October 2024.

Note: 1BCM=1000 MMSCM



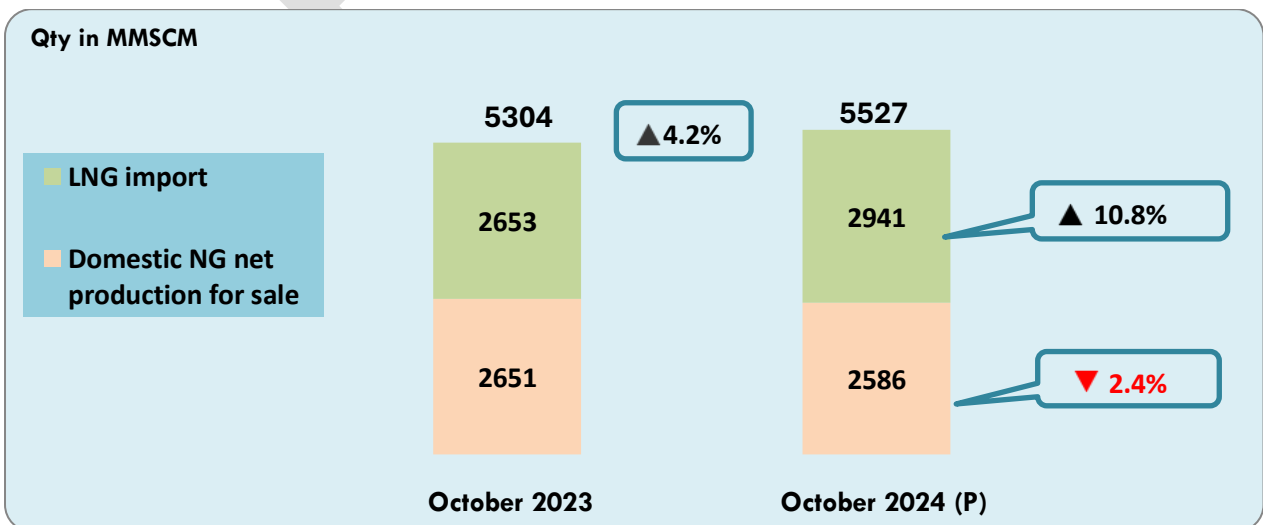
Totals may not tally due to rounding off

#### 4. LNG imports:



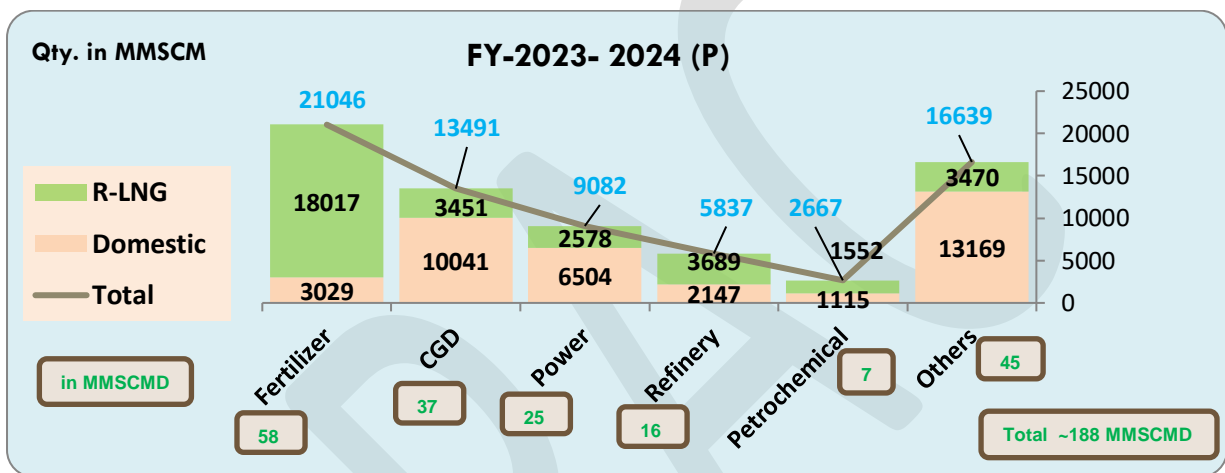

Source: DGCIS data prorated for October 2024 month.

#### 5. Total Natural Gas Available for Sale:



Totals may not tally due to rounding off

## 6. Sectoral Consumption of Natural Gas:



Totals may not tally due to rounding off. Based on information provided by ONGC, OIL, DGH, GAIL, Torrent Power Limited, Shell Energy India Pvt. Ltd., BPCL, RIL (P) and IOCL. Components of internal consumption related to VAP shrinkage, LPG Shrinkage, Captive Power Generation, supply to power houses, supply to crematoriums & schools etc. as reported by ONGC, OIL & DGH (prorated) have been updated. Others includes sectors like Internal consumption for Pipeline System, Agriculture (Tea Plantation), Industrial, Manufacturing, LPG shrinkage, Sponge Iron and Miscellaneous ( for further details visit <https://ppac.gov.in/natural-gas/sectoral-consumption>)

Sector	(in MMSCM)										
	April-Oct 23	April-Oct 24	Cumulative Growth %	Share: Apr-Oct 23-24	Share: FY Apr-Oct 2024-25	Oct-23	Oct-24	Share: Oct-24	% age- YoY	Sep-24	% age- MoM
Fertilizer	12104	11978	-1.0%	30.7%	28.1%	1894	1725	29%	-9%	1657	4%
Power	5749	6112	6%	14.6%	14.3%	877	674	11%	-23%	712	-5%
CGD	7681	8735	14%	19.5%	20.5%	1177	1261	21%	7%	1259	0%
Refinery	3224	3617	12%	8.2%	8.5%	494	523	9%	5.9%	493	6.1%
Petrochem	1549	1718	11%	3.9%	4.0%	227	209	3%	-8%	237	-12%
Others	9169	10493	14%	23.2%	24.6%	1471	1628	27%	11%	1393	17%
<b>Total</b>	<b>39476</b>	<b>42654</b>	<b>8%</b>	<b>100.0%</b>	<b>100.0%</b>	<b>6140</b>	<b>6019</b>	<b>100%</b>	<b>-2.0%</b>	<b>5752</b>	<b>5%</b>

**Total consumption during the month of October-2024 was 6019 MMSCM (P).**