

MONTHLY REPORT
ON
INDIGENOUS CRUDE OIL PRODUCTION, CRUDE OIL
IMPORT AND PROCESSING
&
PRODUCTION, IMPORT AND EXPORT OF PETROLEUM
PRODUCTS
April 2025



Petroleum Planning & Analysis Cell

(Ministry of Petroleum & Natural Gas)

1. In this monthly report, indigenous crude oil production, imports and processing as well as production and imports/exports of petroleum products by oil companies are analyzed to assess the domestic availability of petroleum products in the country.

Highlights

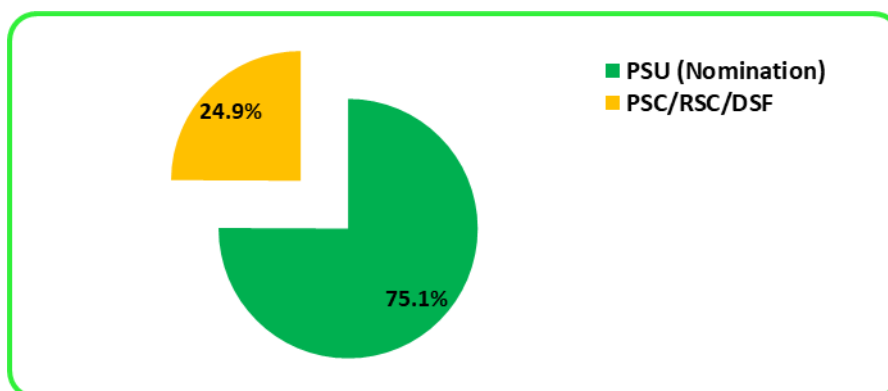
- Indigenous crude oil and condensate production during April 2025 was 2.3 MMT. OIL registered a production of 0.3 MMT, ONGC registered a production of 1.5 MMT whereas PSC/RSC registered production of 0.5 MMT during April 2025. There is a de-growth of 3.1 % in crude oil and condensate production during April 2025 as compared with the corresponding period of the previous year.
- Total Crude oil processed during April 2025 was 21.5 MMT which is -0.6 % lower than April 2024, where PSU/JV refiners processed 15.2 MMT and private refiners processed 6.3 MMT of crude oil. Total indigenous crude oil processed was 1.9 MMT and total Imported crude oil processed was 19.6 by all Indian refineries (PSU+JV+PVT). There was a de-growth of -0.6 % in total crude oil processed in April-2025 as compared to same period of previous Financial Year.
- Production of petroleum products was 22.4 MMT during April 2025 which is -4.2% lower than April 2024. Out of 22.4 MMT, 22.1 MMT was from refinery production & 0.3 MMT was from fractionator. There was a de-growth of -4.2 % in production of petroleum products in April-25 as compared to April-24. Out of total POL production, in April 2025, share of major products including HSD is 42.2 %, MS 17.5 %, Naphtha 6.5 %, ATF 6.4 %, Pet Coke 5 %, LPG 4.4 %, and rest is shared by Bitumen, FO/LSHS, LDO, Lubes & others.
- Crude oil imports decreased by 1.0% during April 2025 as compared to the corresponding period of the previous year.
- POL products imports decreased by 9.0% during April 2025 as compared to the corresponding period of the previous year. Decrease in POL products imports during April 2025 were mainly due to decrease in imports of fuel oil (FO) and lube oil/LOBS etc.
- Exports of POL products decreased by 12.4% in April 2025 as compared to the corresponding period of the previous year. Increase in POL products exports during April 2025 were mainly due to decrease in exports of high-speed diesel (HSD) and aviation turbine fuel (ATF) etc.

Part A: Production

2. Indigenous crude oil and condensate production

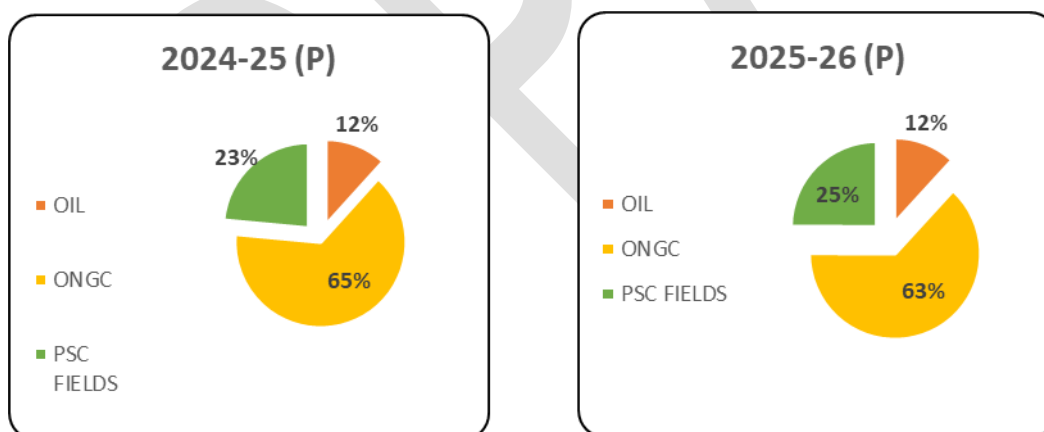
- The percentage share of PSU upstream companies and PSC fields in overall crude oil and condensate production during April 2025 (P) is shown in figure-1 below:

Figure-1; Percentage share in crude oil and condensate production; April 2024 ^(P)



- The comparison of percentage share of ONGC, OIL and PSC fields in total crude oil and condensate production during April 2025 (P) and April 2024 (P) is shown in figure-2 below:

Figure-2; Percentage share in crude oil production; April



3. Crude oil processing by Oil Companies

Analysis of crude oil processing by refineries:

- Analysis of type of crude oil processed (i.e. indigenous, imported and low sulphur & high sulphur) in Indian refineries during April 2025 (P) and April 2024 (P) is given below:

Figure-3; Percentage share of Indigenous/imported crude oil processed in PSU/JV refineries in April

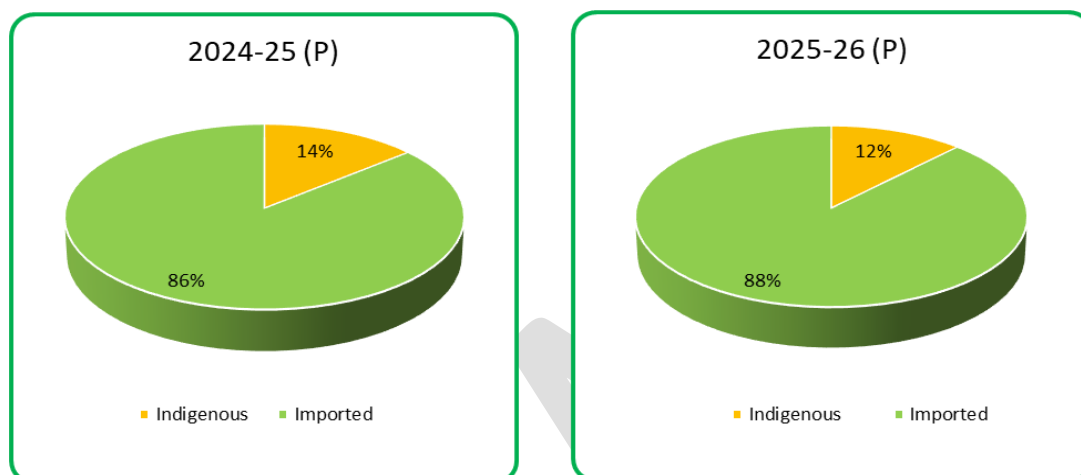


Figure-4; Percentage share of indigenous and imported crude oil processed by Private refineries: April

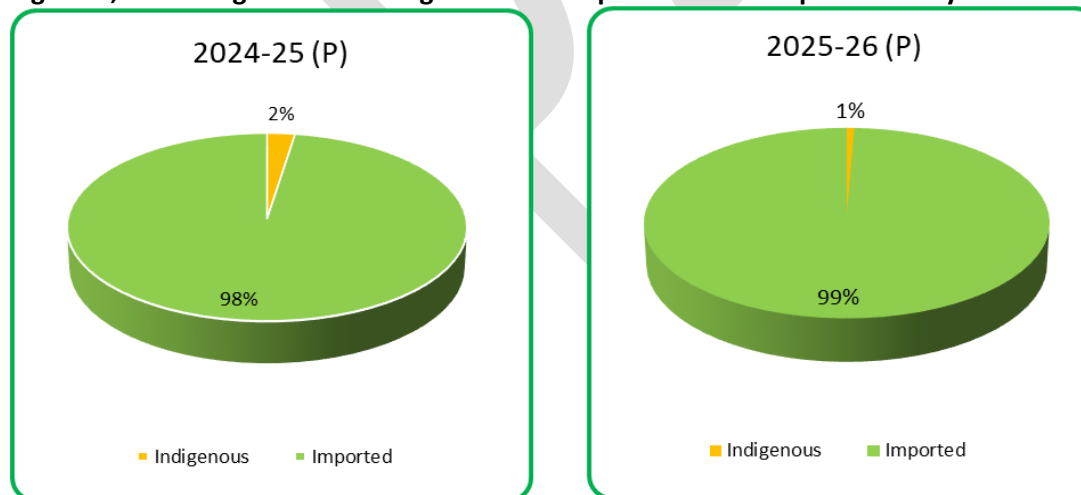


Table-1; High Sulphur crude oil processed as percentage of total crude oil processed			
	2024-25 ^(P)	April (P)	
		2024-25	2025-26
		Qty. in MMT	
High Sulphur crude (HS)	211	17.3	16.7
Low Sulphur crude (LS)	58	4.3	4.8
Total crude processed	269	21.6	21.5
% Share of HS crude in total crude processed	78.5%	76.0%	76.6%

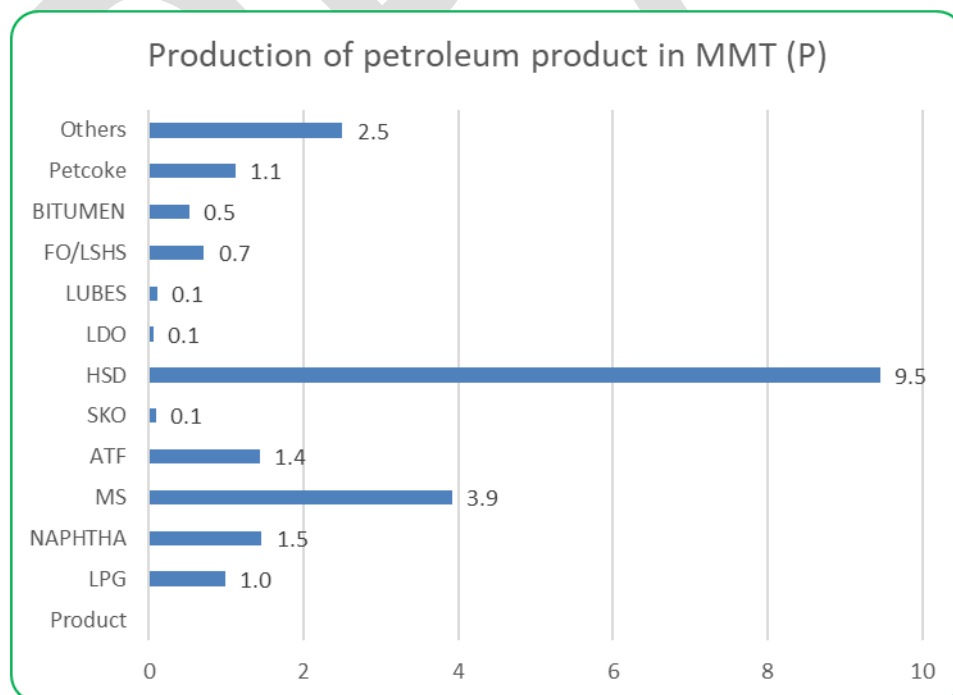
4. Production of Petroleum Products

Details of production of petroleum products by refineries and fractionators during April 2024^(P) are given in Table-2.

Table-2; Production of petroleum products	
(Thousand Metric Tonnes)	
Products	April 2025 ^(P)
LPG	987
Naphtha	1460
MS	3919
ATF	1437
SKO	93
HSD	9459
LDO	64
Lubes	107
FO	663
LSHS	53
Bitumen	522
RPC(Pet-coke)	1124
Others	2502
Total	22390

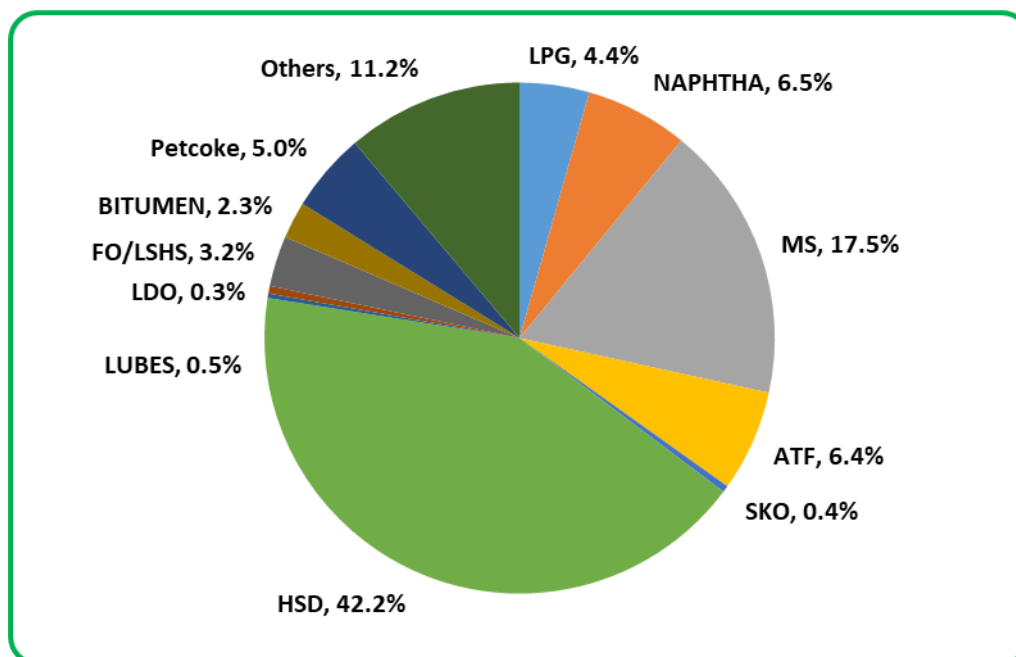
Note: (P): Provisional. Source: Oil Companies
 * Others include products like Propylene, solvents (Hexane, Benzene, Toluene, Xylene and Specialty solvents), Reformate, Mineral Turpentine Oil, Carbon Black Feedstock, Waxes, Sulphur etc.
 LPG: Liquefied petroleum gas, MS: Motor spirit, ATF: Aviation turbine fuel; SKO: Superior kerosene oil, HSD: High speed diesel;

Figure-5; Product wise production of POL products by refineries and fractionators: April 2025 ^(P)



The percentage share of various products in total POL production during April 2024 is shown below:

Figure-6; Percentage share of products in total POL production: April 2025 ^(P)



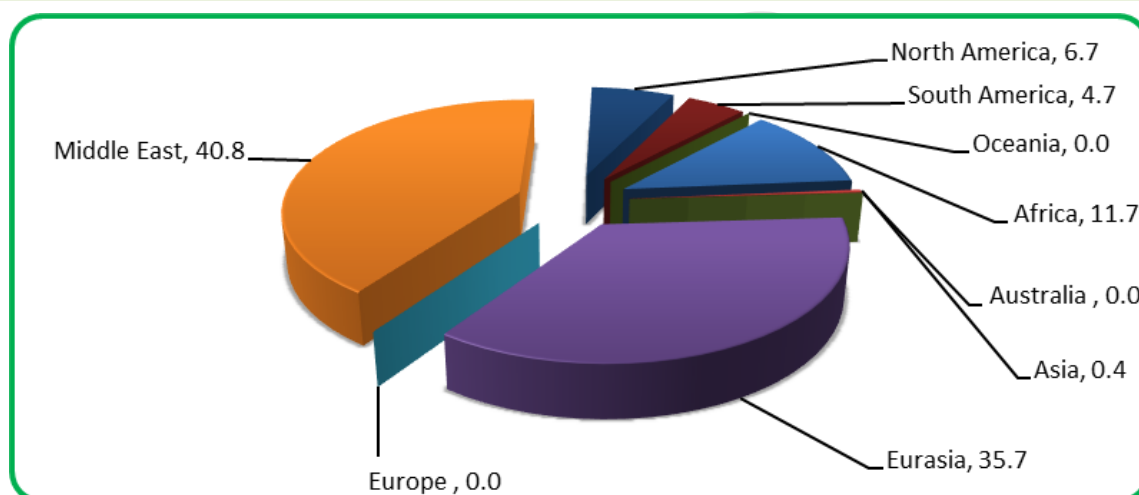
Part B: Import /Export

5.a Import of Crude oil

Details of import of crude oil given in Table-3 below:

Table-3; Import of Crude oil	
(Thousand Metric Tonnes)	
Import	April 2025 ^(P)
Crude Oil	21231

Figure 7: Region wise percentage share (%) of crude oil during April 2025 (P)



- Crude oil imports decreased by 1.0% during April 2025 as compared to the corresponding period of the previous year.
- Crude oil imports from OPEC countries decreased to 50.0% of total imports during April 2025 as compared to 50.2% during April 2024.

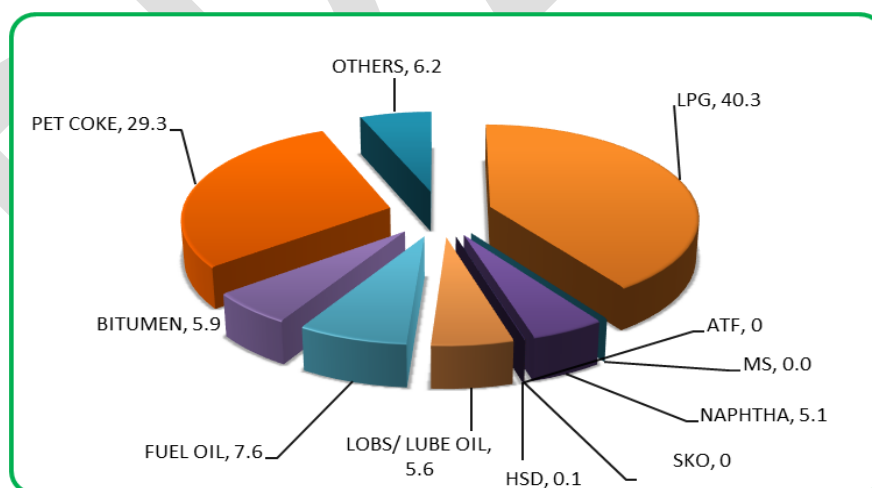
5.b Import Petroleum Products

Details of import of petroleum products given in Table-4 below:

Table-4; Import of Petroleum products	
(Thousand Metric Tonnes)	
Product	April 2025 ^(P)
LPG	1581
MS/ Petrol	0.001
NAPHTHA	200
ATF	0.001
SKO	0
HSD	4
LOBS/LUBE OIL	221
FUEL OIL	297
BITUMEN	231
PETCOKE	1149
OTHERS ^{\$}	243
TOTAL IMPORTS	3926

Notes: (P): Provisional. Source: Oil Companies & DGCIS, Total may not tally due to rounding off.
Private imports are prorated for March-2025 to April-2025 on the basis of actual data received from DGCIS for the period March 2024 to Feb-2025
\$ Others include Paraffin wax, Petroleum Jelly, Aviation Gas, MTBE, Reformate etc. LPG: Liquefied petroleum gas, MS: Motor spirit, ATF: Aviation turbine fuel; SKO: Superior kerosene oil, HSD: High speed diesel, MTBE: Methyl tert-butyl ether.

Figure 8: Percentage share of petroleum products in imports: April 2025 (P)



- Imports made due to deficit in production viz. LPG and Lubes/LOBS accounted for 45.9% share of total POL products import during April 2025 as compared to 43.0% during April 2024.
- Import of petcoke accounted for 29.3% of the total POL imports during April 2025. The entire quantity was imported by private importers.

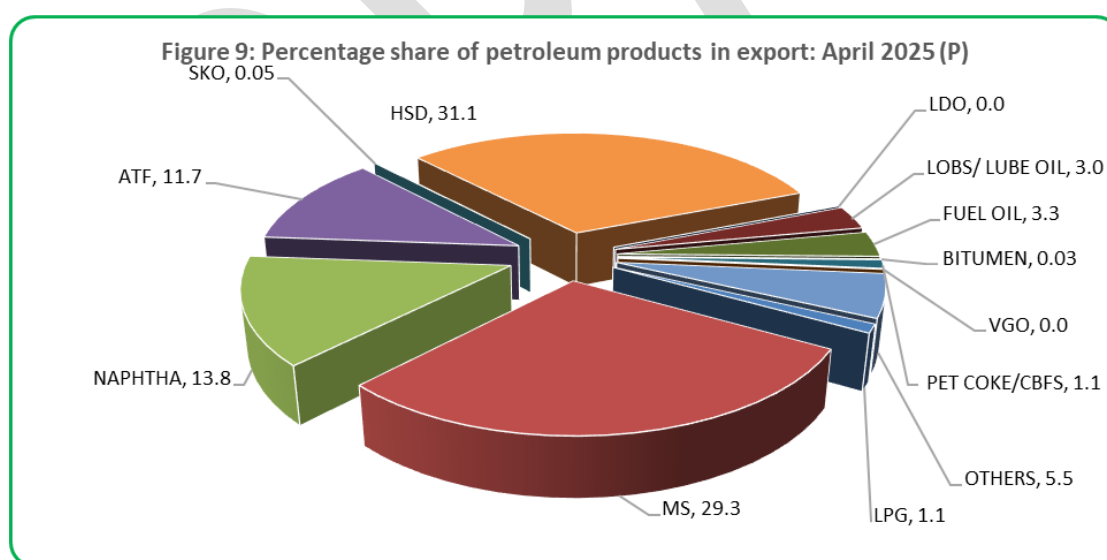
5.c Export of Petroleum Products

Details of export of petroleum products given in Table-5 below:

Table-5 Export of major Petroleum products	
(Thousand Metric Tonnes)	
Product	April 2025 ^(P)
LPG	46
MS	1222
Naphtha	575
ATF	487
SKO	2
HSD	1296
LDO	0
LOBS/LUBE OIL	126
FUEL OIL	136
BITUMEN	1
PETCOKE	45
VGO	0
OTHERS [#]	230
TOTAL EXPORT	4166

Note: (P): Provisional. Source: Oil Companies. Total may not tally due to rounding off.
[#] Other include Benzene, Hexane, MTO, Paraffin wax, Polypropylene, Sulphur etc.
 LPG: Liquefied petroleum gas, MS: Motor spirit, ATF: Aviation turbine fuel; SKO: Superior kerosene oil, HSD: High speed diesel, LDO: Light diesel oil, VGO: Vacuum gas oil, MTO: Mineral turpentine oil

Figure 9: Percentage share of petroleum products in export: April 2025 (P)



- Exports of POL products decreased by 12.4% in April 2025 as compared to the corresponding period of the previous year. Increase in POL products exports during April 2025 were mainly due to decrease in exports of high-speed diesel (HSD) and aviation turbine fuel (ATF) etc.