



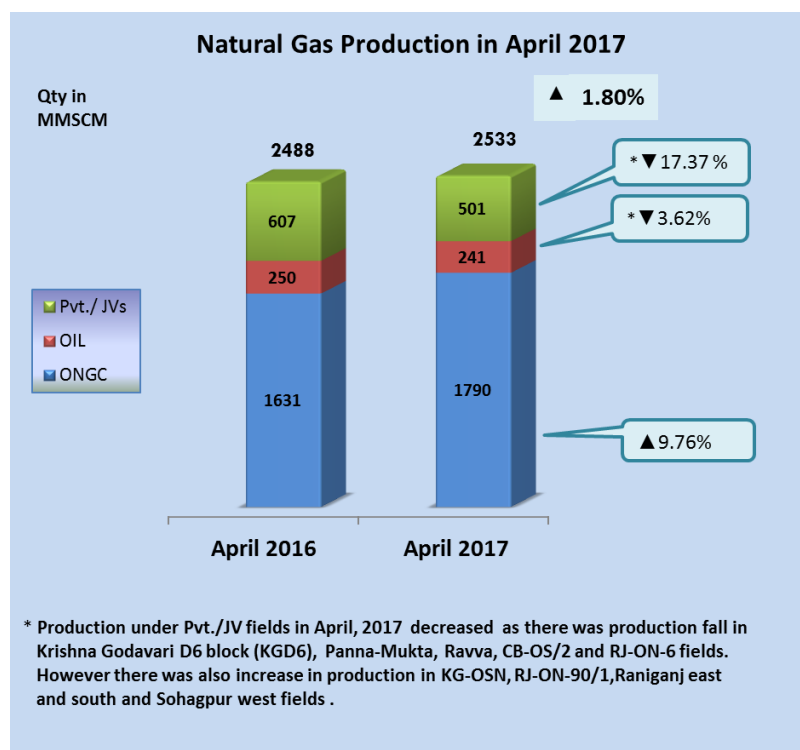
Petroleum Planning & Analysis Cell

Monthly Report on Natural gas production, availability and consumption - April, 2017

1. Highlights of the report for the month of April, 2017 are as follows:

- Gross production for the month of April 2017 was 2532.73 MMSCM which increased by 1.80% over the corresponding month of the previous year.
- Total import of LNG for the month of April 2017 was 2182.37 MMSCM which increased by 1.88 % over the corresponding month of the previous year.
- Total consumption for the month of April 2017 was 4161.46 MMSCM which increased by approximately 2.39 % over the corresponding month of the previous year.
- Total consumption by fertilizer, power, petrochemicals, sponge iron, refinery and other sectors for the month of April 2017 was 133.96 MMSCMD.

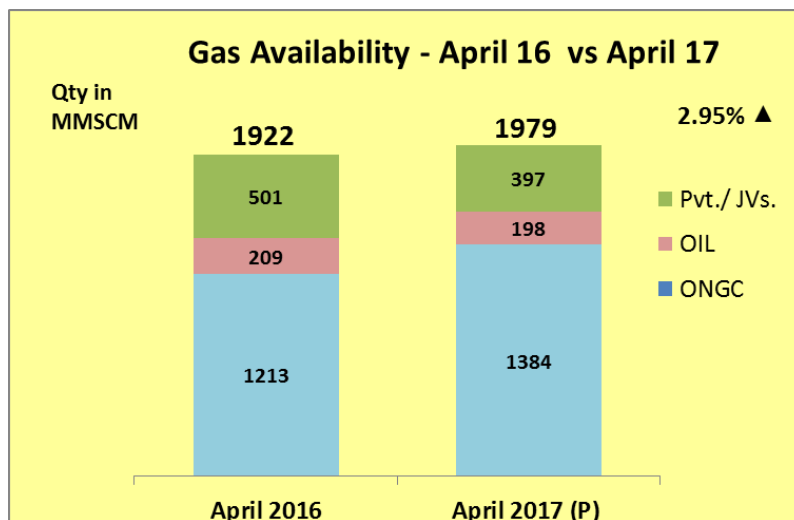
2. Natural Gas production:



3. Natural Gas net availability:

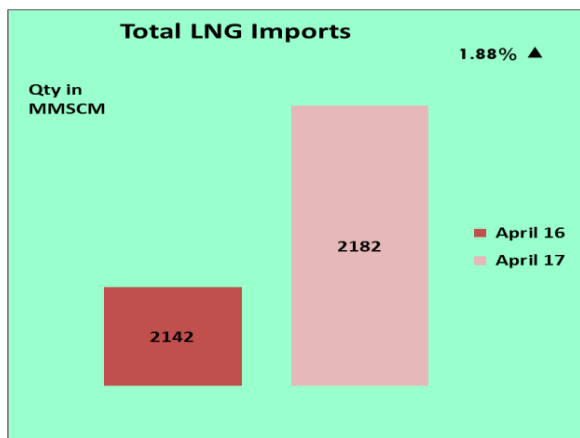
Natural Gas producing companies use some quantity of gas for their own use as internal consumption while some quantity of gas is flared as a part of technical requirement. After flare, loss and internal consumption by gas producing companies, the net availability of gas for other value added

products like fertilizer, petrochemicals, CGD, refinery etc. and for fuel was approximately 78.14 % of the gross production during April, 2017.



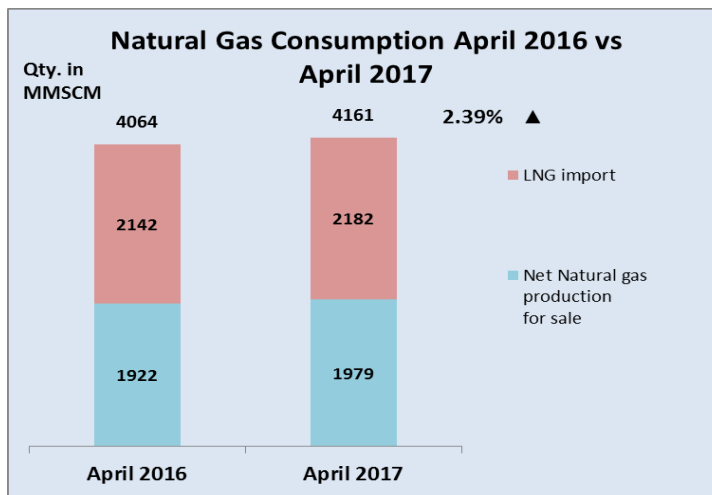
4. LNG imports:

LNG was procured during the month by Petronet LNG Ltd., GAIL (India) Ltd., Gujarat State Petroleum Corporation Ltd., Indian Oil Corporation Ltd., Reliance Industries Ltd., and Torrent Power Ltd.



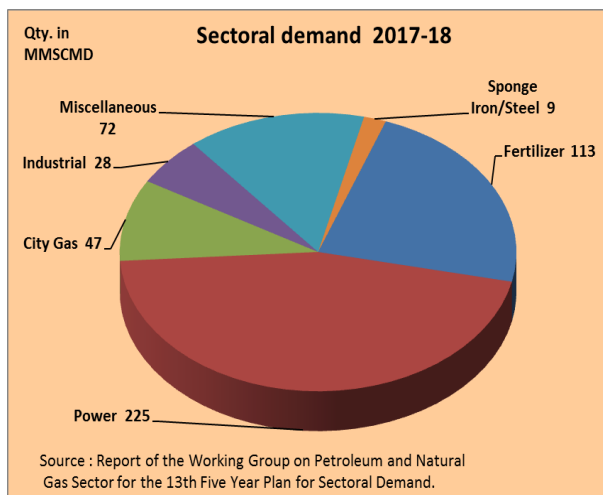
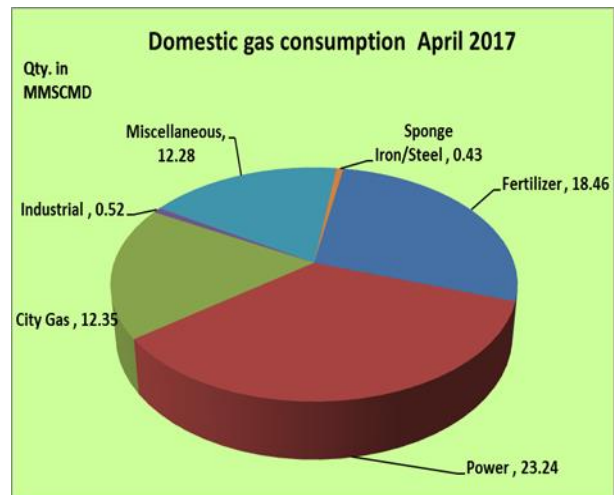
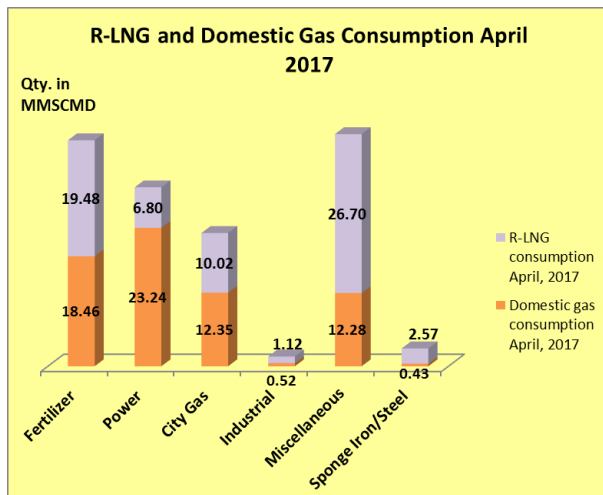
46.85% of the total LNG import in April, 2017 was from Qatar, 23.55% from Nigeria, 21.18% from Singapore, 4.53% from Australia and 3.90% from Equatorial Guinea.

5. Natural Gas consumption:



- Net natural gas production for sale is after flare, loss and internal consumption by upstream companies.

6. Sectoral Demand and Consumption of Natural Gas:



Against a consolidated demand of 494 MMSCMD for the year 2017-18, the actual consumption in the month of April, 2017 was 133.96 MMSCMD.

- Source: Oil and Gas producing companies, DGH and LNG importing companies.
- MMSCMD: Million Standard Cubic Meter per day.