



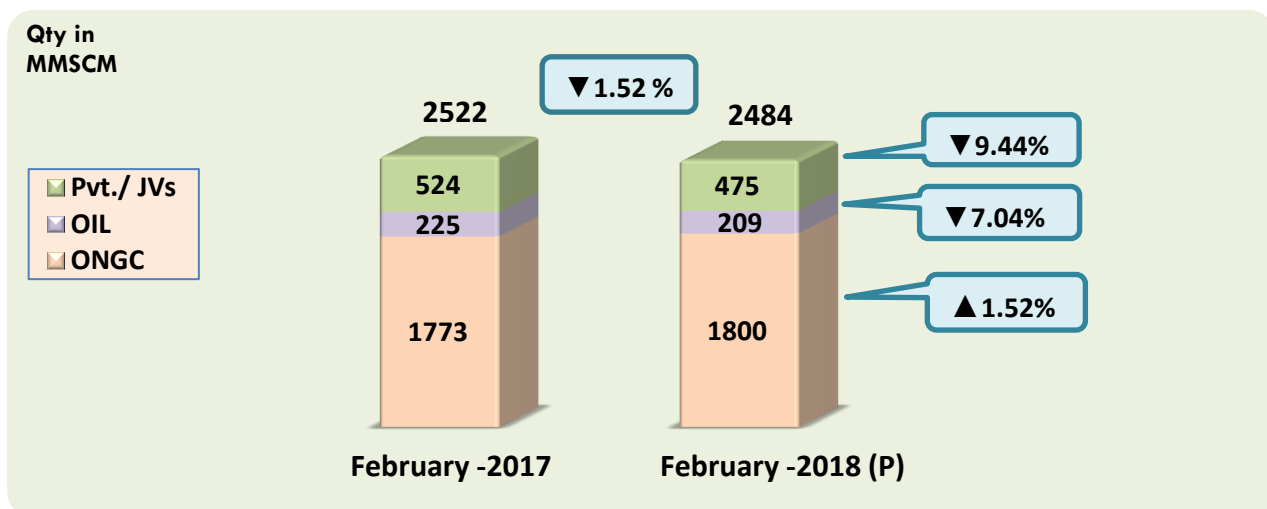
# Petroleum Planning & Analysis Cell

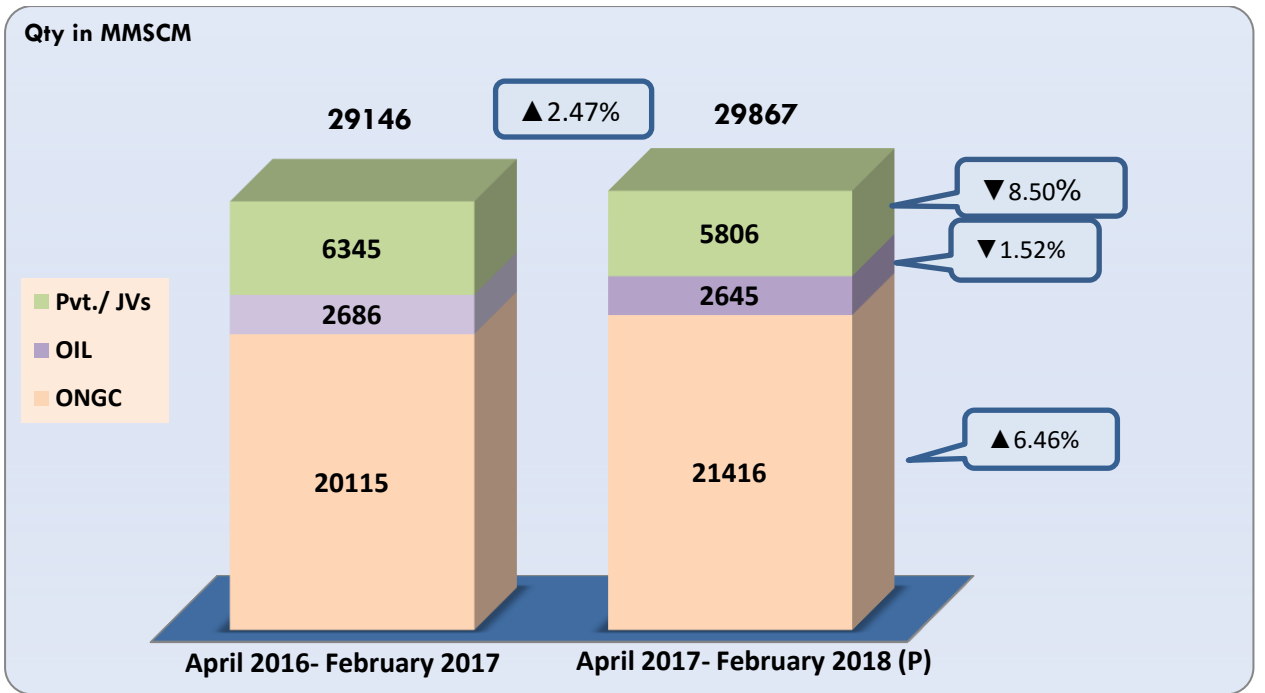
## Monthly Report on Natural gas production, availability and consumption – February 2018

### 1. Highlights of the report for the month of February 2018 are as follows:

- Gross production for the month of February 2018 was 2484.10 MMSCM which decreased by 1.52% over the corresponding month of the previous year.
- Total import of LNG for the month of February 2018 was 2110.01 MMSCM which decreased by 1.04% over the corresponding month of the previous year.
- Natural gas available for sale for the month of February 2018 was 4056.54 MMSCM which decreased by approximately 1.77% over the corresponding month of the previous year.
- Total consumption by fertilizer, power, petrochemicals, sponge iron, refinery and other sectors for the month of February 2018 was 4063.22 MMSCM.


### 2. Domestic Natural Gas Gross Production:






### 3. Domestic Natural Gas Net Production for Sale:

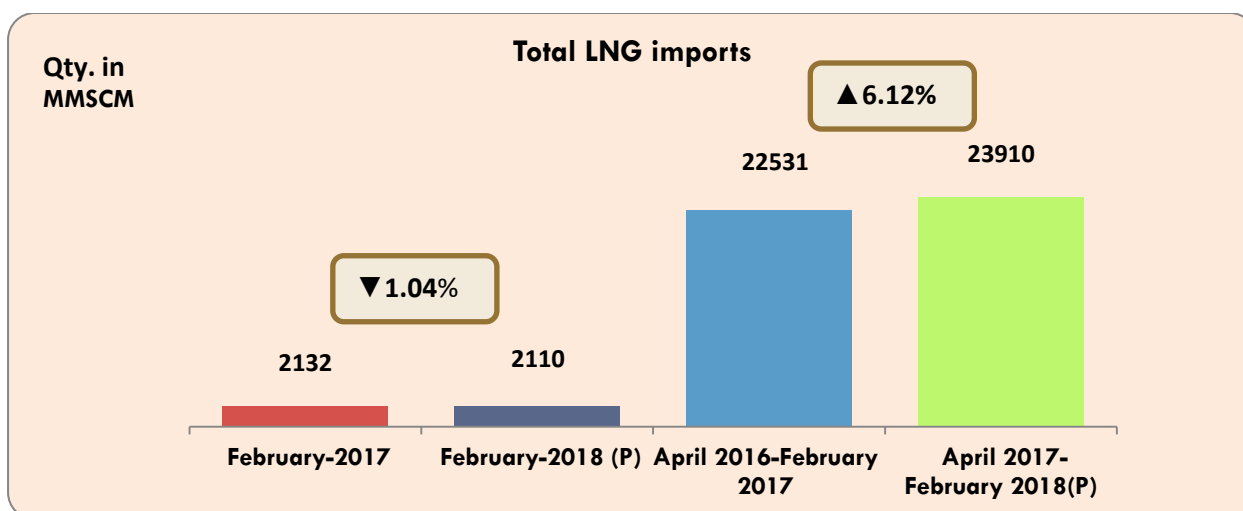
Natural Gas producing companies use some quantity of gas for their own use as internal consumption while some quantity of gas is flared as a part of technical requirement. After flare, loss and internal consumption by gas producing companies, the net production for sale of gas to other sectors like fertilizer, petrochemicals, CGD, refinery etc. and for fuel was approximately 78.36% of the gross production during February, 2018.





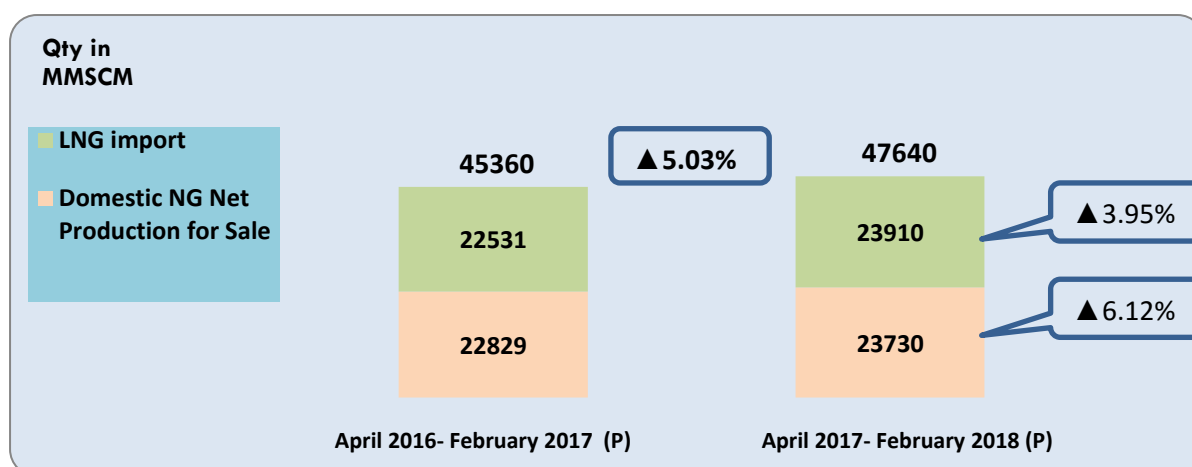
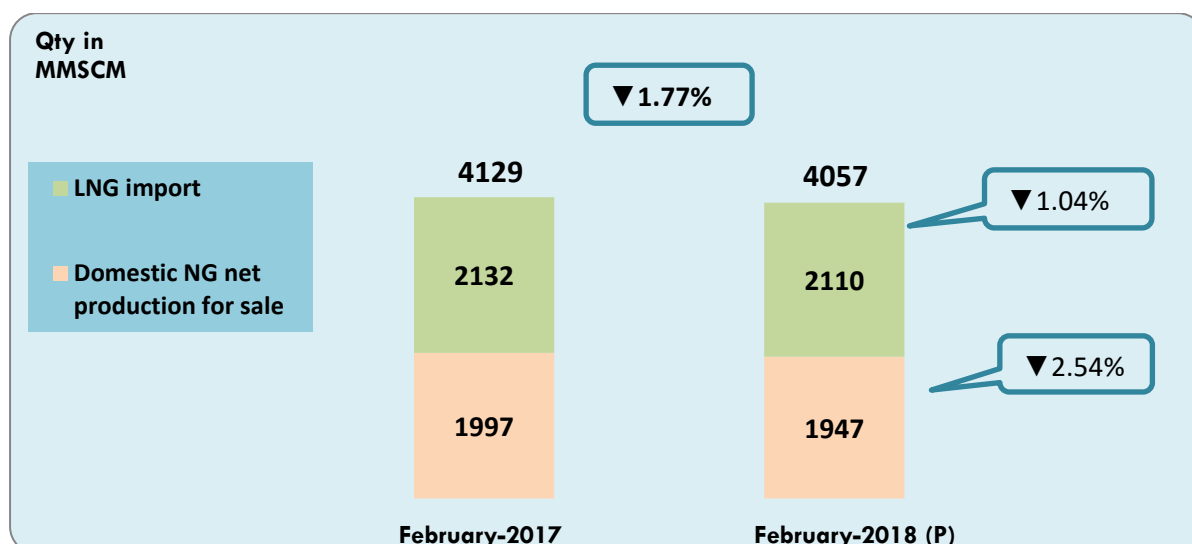
#### 4. LNG imports:

LNG was procured during the month by Petronet LNG Ltd., GAIL (India) Ltd., Gujarat State Petroleum Corporation Ltd., Indian Oil Corporation Ltd. and Reliance Industries Ltd.

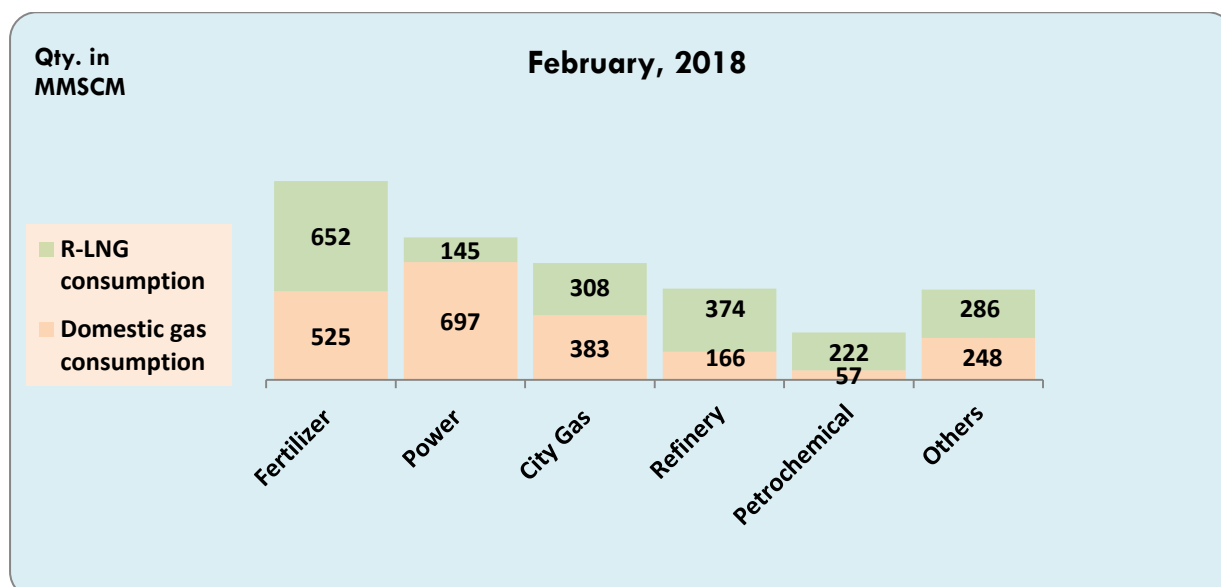


Around 45.98% of the total LNG import in February, 2018 was from Qatar, 9.17% from Australia, 8.41% from France, 7.82% from Nigeria, 4.34% from Netherlands, 4.28% from USA, 4.23% from Malaysia, 4.08% from Norway, 4.02% from Oman, 3.95% from Angola and 3.72% from Equatorial Guinea.

## 5. Total Natural Gas Available for Sale:



## 6. Sectoral Consumption of Natural Gas:



Against a projected demand of 494 MMSCMD for the year 2017-18, the actual consumption (April 2017 to February 2018) was 144.19 MMSCMD.