

**MONTHLY REPORT ON INDIGENOUS CRUDE OIL  
PRODUCTION, IMPORT AND PROCESSING**

**&**

**PRODUCTION, IMPORT AND EXPORT OF PETROLEUM  
PRODUCTS**

**April 2020**



**Petroleum Planning & Analysis Cell**

(Ministry of Petroleum & Natural Gas)

**1.** In this monthly report, indigenous crude oil production, imports and processing as well as production and imports/exports of petroleum products by oil companies are analyzed to assess the domestic availability of petroleum products in the country.

---

## Highlights

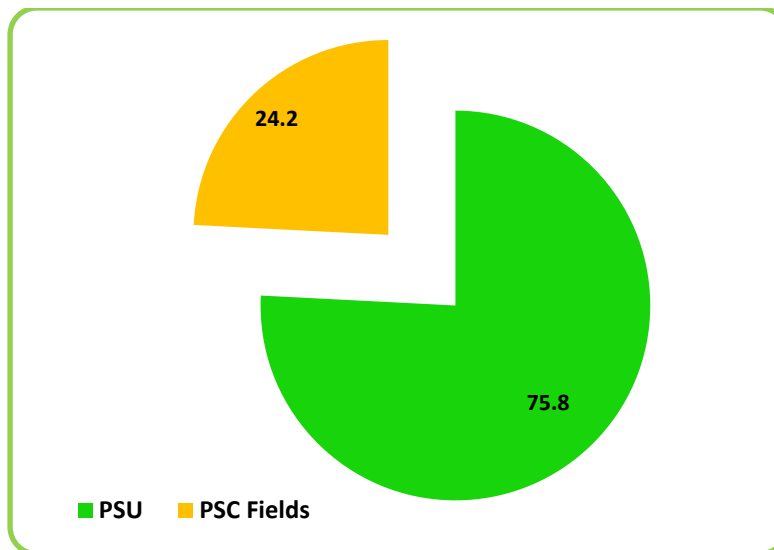
- Indigenous crude oil and condensate production during April 2020 was lower by 6.4% as compared to April 2019.
- Crude oil processed in refineries during April 2020 was 14.7 MMT, which was 28.8% lower than April 2019.
- Production of petroleum products saw a de-growth of 24.2% during April 2020 over April 2019.
- Crude oil imports decreased by 12.4% during April 2020 as compared to April 2019.
- POL products imports decreased by 6.5% during April 2020 as compared to April 2019. Decrease in POL products imports during April 2020 was due to decrease in imports of motor spirit (MS), aviation turbine fuel (ATF), high-speed diesel (HSD), bitumen and petcoke etc.
- Exports of POL products increased by 37% during April 2020 as compared to April 2019. Increase in POL products exports during April 2020 was due to increase in exports of naphtha, high-speed diesel (HSD), fuel oil and petcoke/CBFS etc.

## Part A: Production

## 2. Indigenous crude oil and condensate production

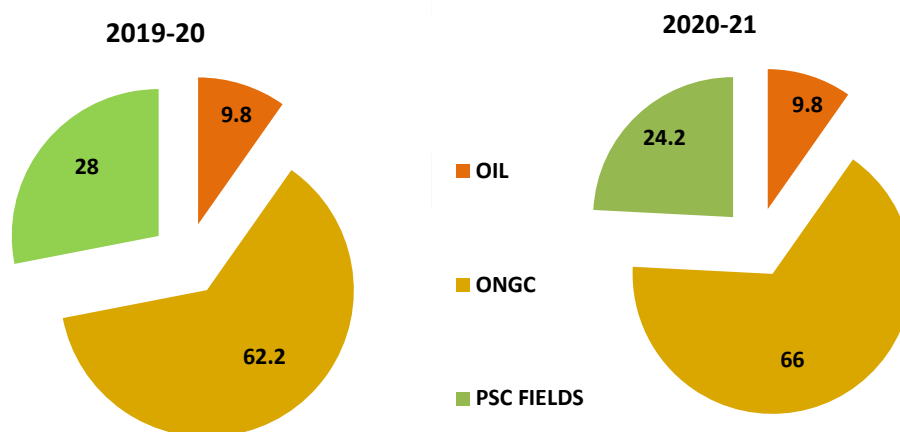
- The percentage share of PSU upstream companies and PSC fields in overall crude oil and condensate production during April 2020<sup>(P)</sup> is shown in figure-1 below:

Figure-1; Percentage share in crude oil and condensate production; April 2020<sup>(P)</sup>



- The comparison of percentage share of ONGC, OIL and PSC fields in total crude oil and condensate production during April 2020<sup>(P)</sup> over April 19 is shown in figure-2 below:

Figure-2; Percentage share in crude oil production; April <sup>(P)</sup>

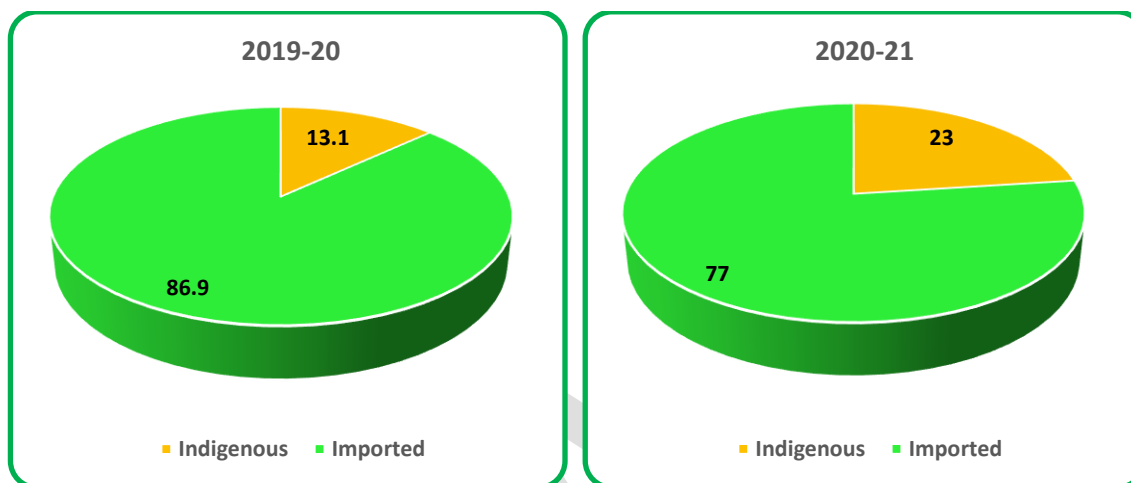


### 3. Crude oil processing by Oil Companies

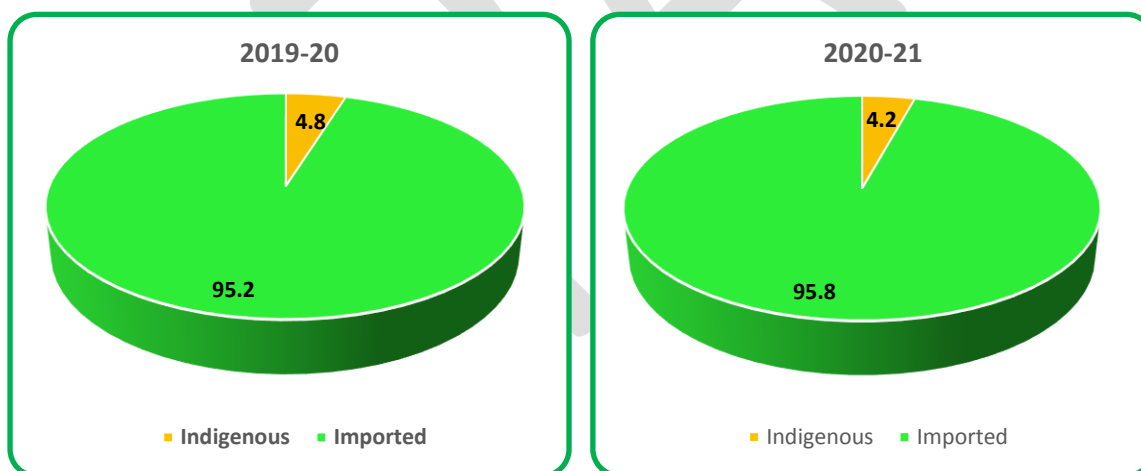
- **Analysis of crude oil processing by refineries:**

Analysis of type of crude oil processed (i.e. indigenous, imported and low sulphur & high sulphur) in Indian refineries during April 2019 and April 2020 is given below:

**Figure-3; Percentage share of Indigenous/imported crude oil processed in PSU/JV refineries in April <sup>(P)</sup>**



**Figure-4; Percentage share of Indigenous/imported crude oil processed in private refineries in April <sup>(P)</sup>**



**Table-1; High sulphur crude oil processed as percentage of total crude oil processed**

	April (P)	
	2019-20	2020-21
	Qty. in MMT	
High sulphur crude (HS)	16.0	10.8
Low sulphur crude (LS)	4.7	4.0
Total crude processed	20.7	14.7
<b>% share of HS crude in total crude processed</b>	<b>77.2%</b>	<b>73.2%</b>

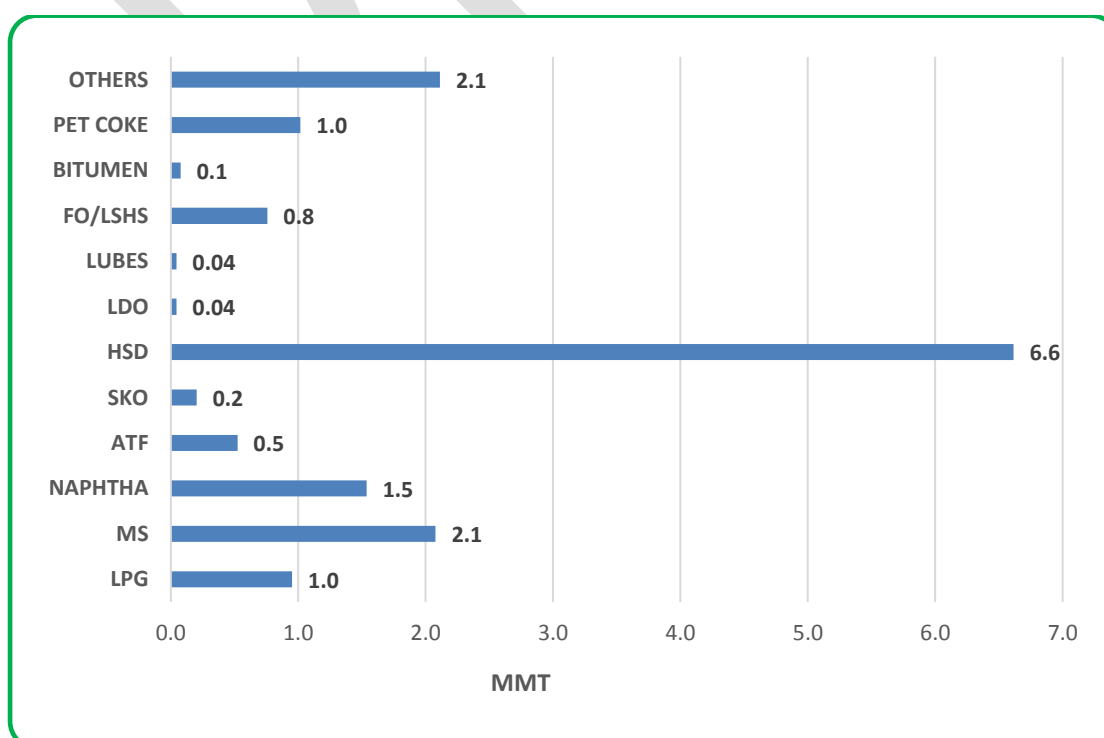
## 4. Production of Petroleum Products

Details of production of petroleum products by refineries and fractionators during April 2020<sup>(P)</sup> are given in Table-2.

Table-2; Production of petroleum products	
(Thousand Metric Tonnes)	
Products	April 2020 <sup>(P)</sup>
LPG	952
Naphtha	1536
MS	2078
ATF	523
SKO	202
HSD	6614
LDO	44
Lubes	45
FO	732
LSHS	27
Bitumen	77
RPC(Pet-coke)	1018
Others	2112
<b>Total</b>	<b>15960</b>

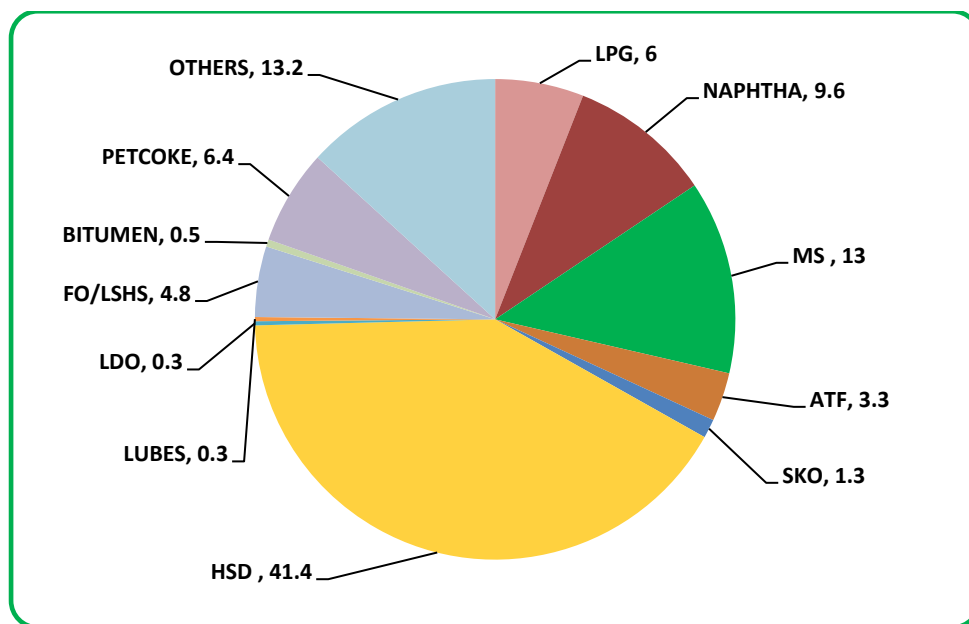
Note: (P): Provisional. Source: Oil Companies  
 \* Others include products like Propylene, solvents (Hexane, Benzene, Toluene, Xylene and Specialty solvents), Reformate, Mineral Turpentine Oil, Carbon Black Feedstock, Waxes, Sulphur etc.  
 LPG: Liquefied petroleum gas, MS: Motor spirit, ATF: Aviation turbine fuel; SKO: Superior kerosene oil, HSD: High speed diesel;

Figure-5; Product wise production of POL products by refineries and fractionators: April 2020 <sup>(P)</sup>



The percentage share of various products in total POL production during April 2020 is shown in figure-6 below:

**Figure-6; Percentage share of POL products in production; April 2020 <sup>(P)</sup>**



PPAC



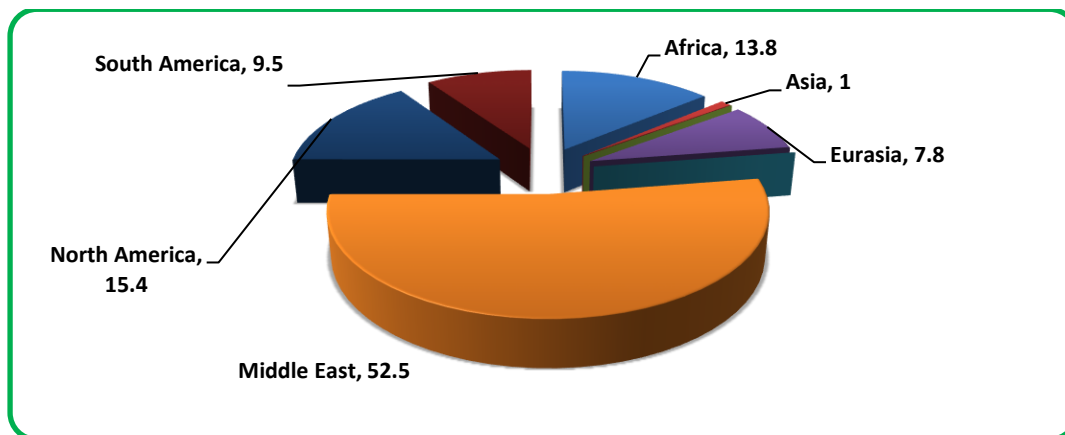
## Part B: Import /Export

## 5. a Import of Crude oil

Details of import of crude oil given in Table-3 below:

Table-3; Import of Crude oil	
<i>(Thousand Metric Tonnes)</i>	
Import	April 2020 <sup>(P)</sup>
CRUDE OIL	17277

Figure 7: Region wise percentage share of crude oil imports during April 2020 <sup>(P)</sup>



- Crude oil imports decreased by 12.4% during April 2020 as compared to April 2019.
- Crude oil imports from OPEC countries decreased to 69.3% of total imports during April 2020 as compared to 73.9% during April 2019.

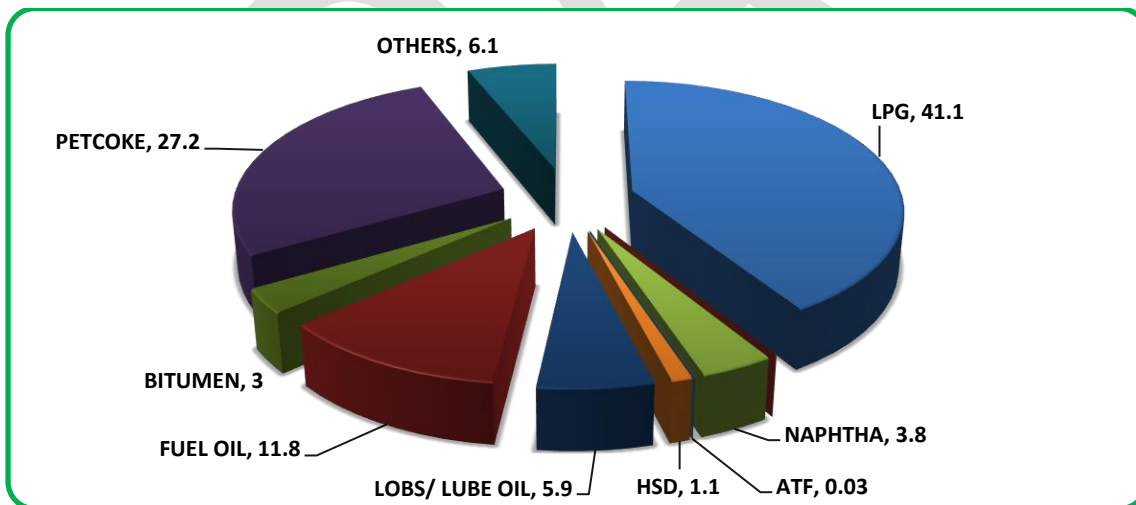
## 5.b Import Petroleum Products

Details of import of petroleum products given in Table-4 below:

Table-4; Import of Petroleum products	
(Thousand Metric Tonnes)	
Product	April 2020 <sup>(P)</sup>
LPG	1377
MS/ Petrol	0
NAPHTHA	126
ATF	1
HSD	36
LOBS/LUBE OIL	198
FUEL OIL	395
BITUMEN	101
PETCOKE	912
OTHERS§	206
<b>TOTAL IMPORTS</b>	<b>3352</b>

Notes: (P): Provisional. Source: Oil Companies & DGCIS  
 # April 2020 data prorated on the basis of January to December 2019 actual provisional data provided by DGCIS.  
 § Others include SKO, Paraffin wax, Petroleum Jelly, Aviation Gas, MTBE, Reformate etc.

Figure 8: Percentage share of petroleum products in imports: April 2020 <sup>(P)</sup>



- Imports made due to deficit in production viz. LPG and Lubes/LOBS accounted for 47% share of total POL products import during April 2020 as compared to 40% during April 2019. Import of petcoke accounted for 27.2% of the total POL imports during April 2020. The entire quantity was imported by private importers and mainly by cement industry.

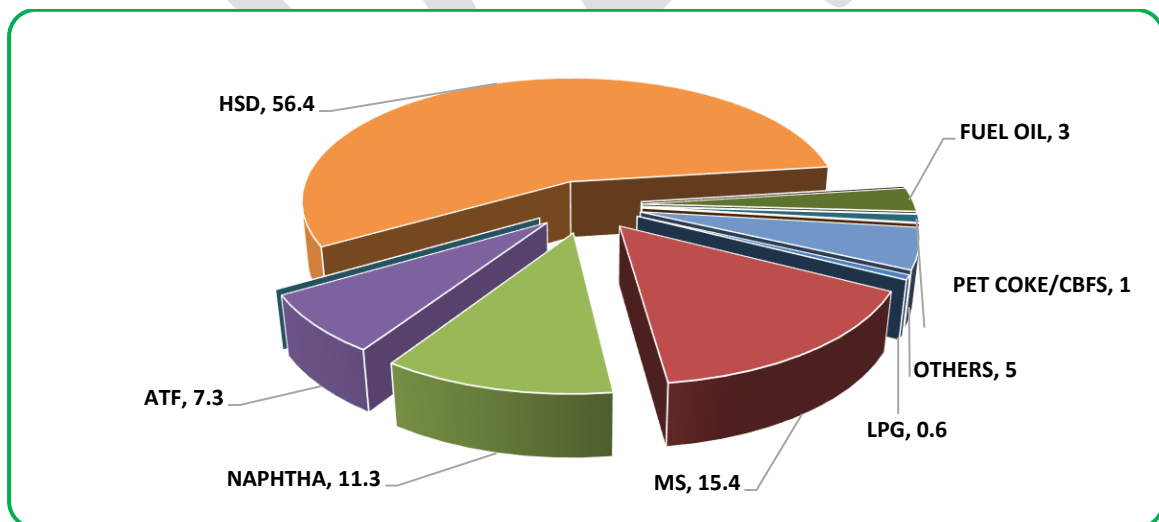
## 5.c Export of Petroleum Products

Details of export of petroleum products given in Table-5 below:

Table-5 Export of major Petroleum products	
(Thousand Metric Tonnes)	
Product	April 2020 <sup>(P)</sup>
LPG	35
MS	932
Naphtha	683
ATF	439
SKO	0
HSD	3404
LDO	0
LOBS/LUBE OIL	0
FUEL OIL	178
BITUMEN	0
PETCOKE	59
VGO	0
OTHERS#	304
<b>TOTAL EXPORT</b>	<b>6035</b>

Note: (P): Provisional. Source: Oil Companies  
 # Other include Benzene, Hexane, MTO, Paraffin wax, Polypropylene, Sulphur etc.  
 LPG: Liquefied petroleum gas, MS: Motor spirit, ATF: Aviation turbine fuel; SKO: Superior kerosene oil, HSD: High speed diesel, LDO: Light diesel oil, VGO: Vacuum gas oil, MTO: Mineral turpentine oil

Figure 9: Percentage share of petroleum products in exports: April 2020 <sup>(P)</sup>



- Exports of POL products increased by 37% during April 2020 as compared to April 2019. Increase in POL products exports during April 2020 was due to increase in exports of naphtha, high-speed diesel (HSD), fuel oil and petcoke/CBFS etc.