


MONTHLY REPORT
ON
Natural Gas Production, Availability and Consumption
September 2020



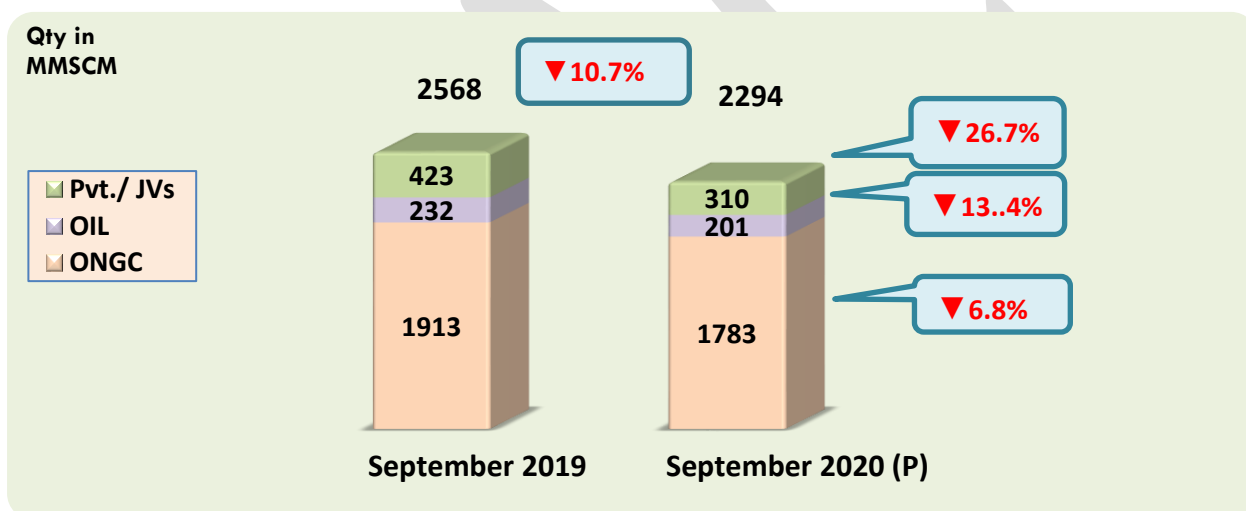
पेट्रोलियम योजना एवं विश्लेषण प्रकोष्ठ
(पेट्रोलियम एवं प्राकृतिक गैस मंत्रालय)
Petroleum Planning & Analysis Cell
(Ministry of Petroleum & Natural Gas)

Monthly Report on Natural gas production, availability and consumption – September 2020

1. Highlights of the report for the month of September 2020 are as follows:

- Gross production for the month of September 2020 was 2294 MMSCM (decrease of 10.7% over the corresponding month of the previous year).
- Total imports of LNG (provisional) during the month of September 2020 were 2972 MMSCM (increase of 6.2% over the corresponding month of the previous year).
- Natural gas available for sale during September 2020 was 4720 MMSCM (decrease of 2.2% over the corresponding month of the previous year).
- Total consumption during September 2020 was 4301 MMSCM. Major consumers were fertilizer (32%), power (20%), City Gas Distribution (CGD) (19%) and refinery (15%).

2. Domestic Natural Gas Gross Production:

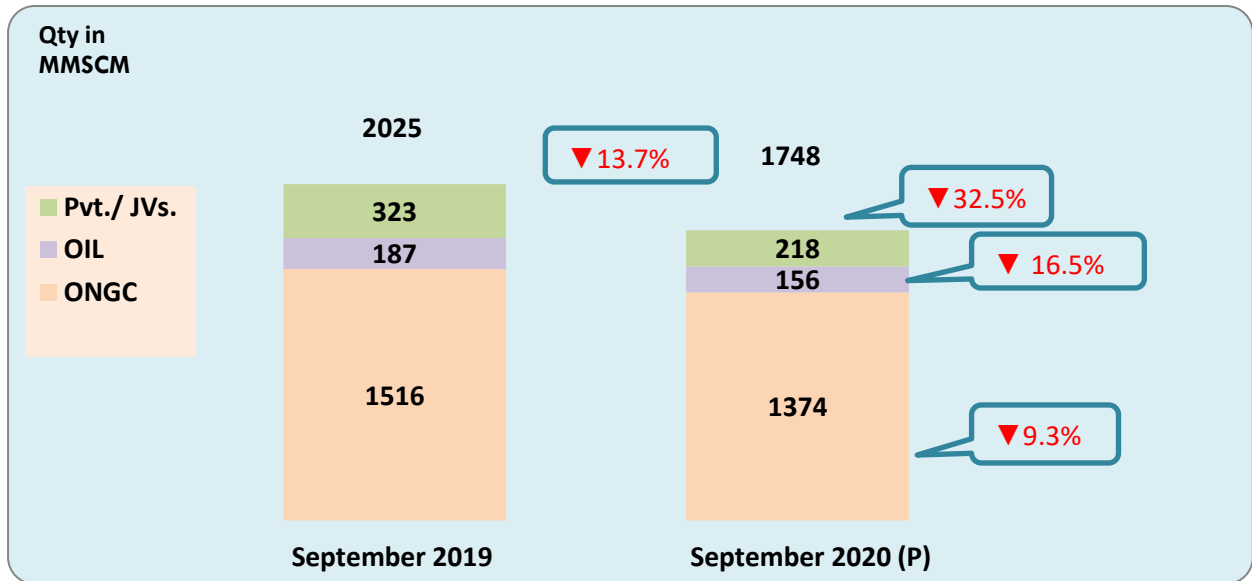


Totals may not tally due to rounding off

3. Domestic Natural Gas Net Production for Sale:

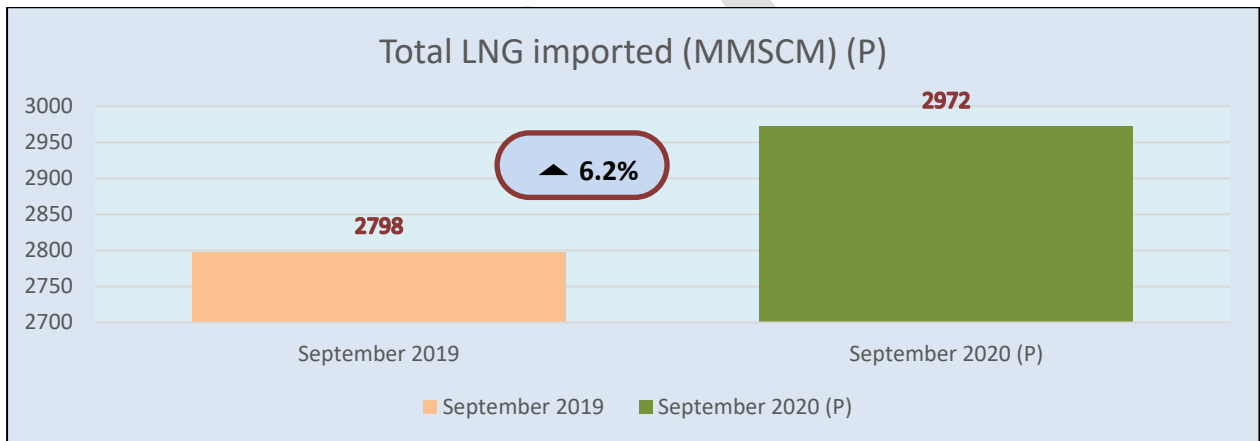
Natural Gas producing companies use some quantity of gas for their own use as internal consumption while some quantity of gas is flared as a part of technical requirement. After flare, loss and internal consumption by gas producing companies, the net production for sale of gas to consuming sectors like power, fertilizer, CGD, refinery, petrochemicals etc. was approximately 76.2% of the gross production during September 2020.

Note: 1BCM=1000 MMSCM



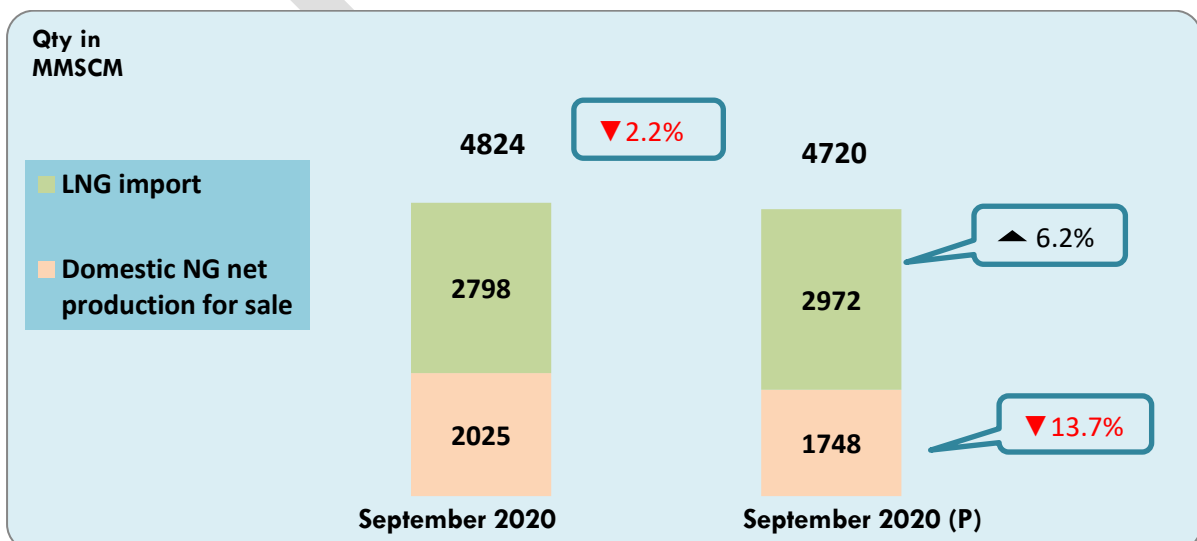
Totals may not tally due to rounding off

4. LNG imports:



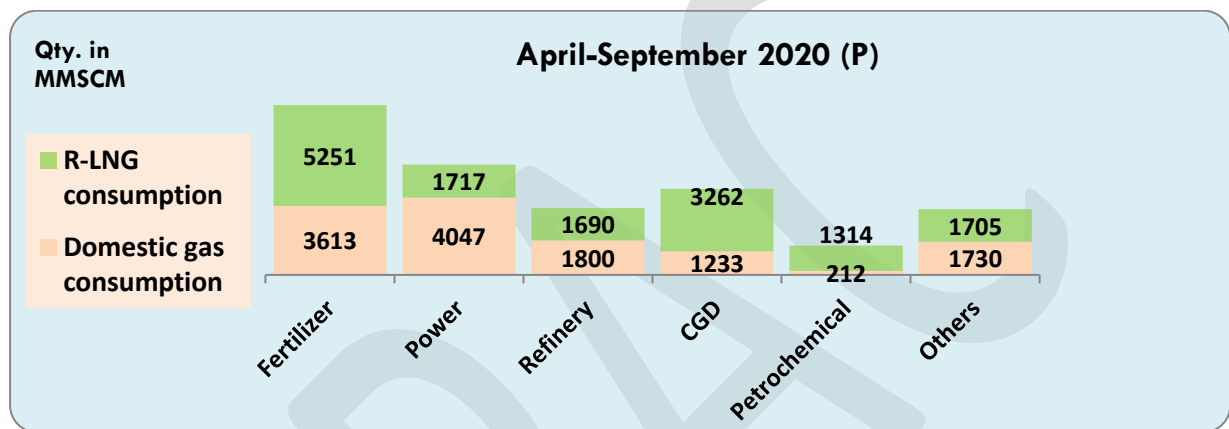
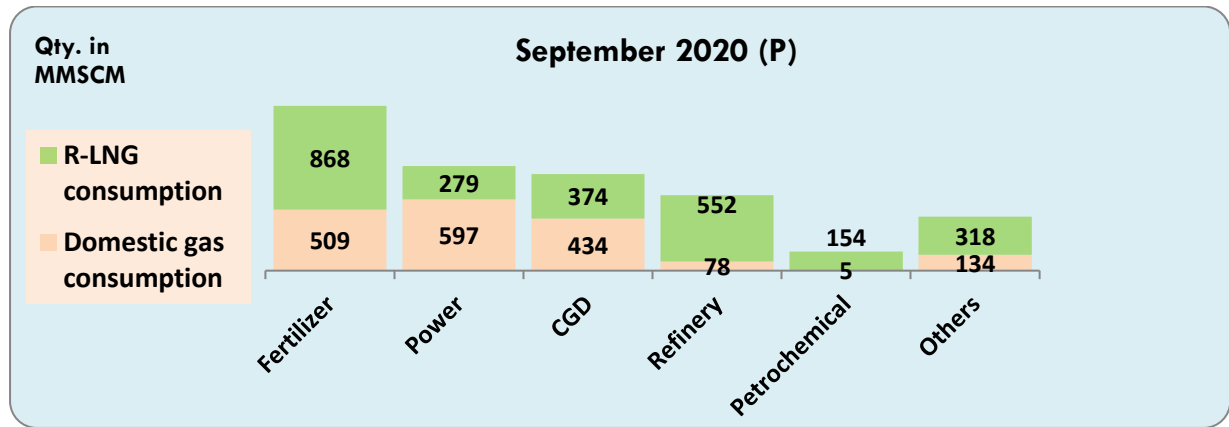
Source: LNG importing companies. Import data of September, 2020 for DGCIS & RIL are on estimated basis. Totals may not tally due to rounding off

5. Total Natural Gas Available for Sale:

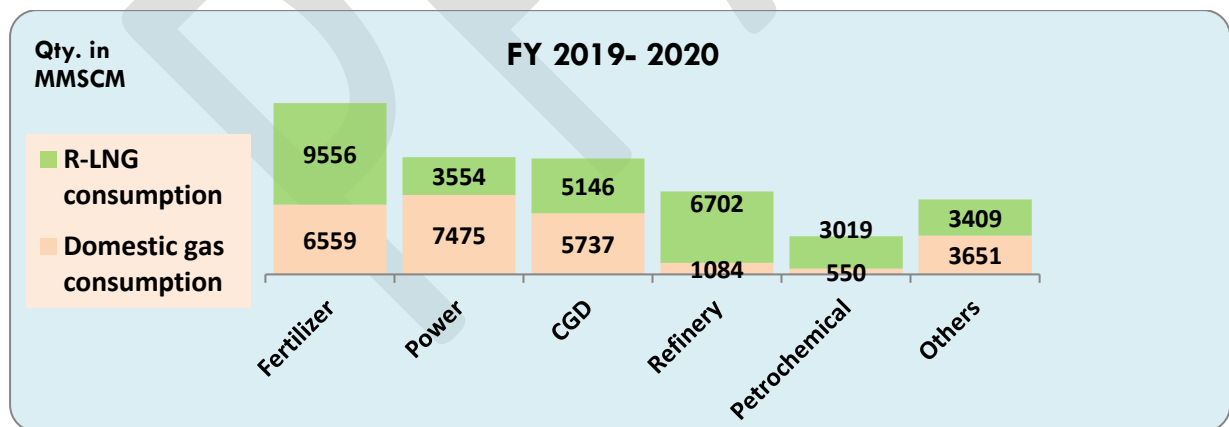


Totals may not tally due to rounding off

6. Sectoral Consumption of Natural Gas:



Totals may not tally due to rounding off. Based on information provided by ONGC, OIL, DGH, GAIL, Torrent Power Limited, Shell Energy India Pvt. Ltd., BPCL and IOCL. Sectoral consumption data for GSPC is prorated



Totals may not tally due to rounding off. Based on information provided by ONGC, OIL, DGH, GAIL, RIL, Torrent Power Limited, Shell Energy India Pvt. Ltd., BPCL and IOCL. Sectoral consumption data for GSPC is prorated.

Total consumption during the month of September-2020 was 4301 MMSCM (P).