

**MONTHLY REPORT ON INDIGENOUS CRUDE OIL  
PRODUCTION, IMPORT AND PROCESSING**

**&**

**PRODUCTION, IMPORT AND EXPORT OF PETROLEUM  
PRODUCTS**

**April 2022**



**Petroleum Planning & Analysis Cell**

(Ministry of Petroleum & Natural Gas)

1. In this monthly report, indigenous crude oil production, imports and processing as well as production and imports/exports of petroleum products by oil companies are analyzed to assess the domestic availability of petroleum products in the country.

---

## Highlights

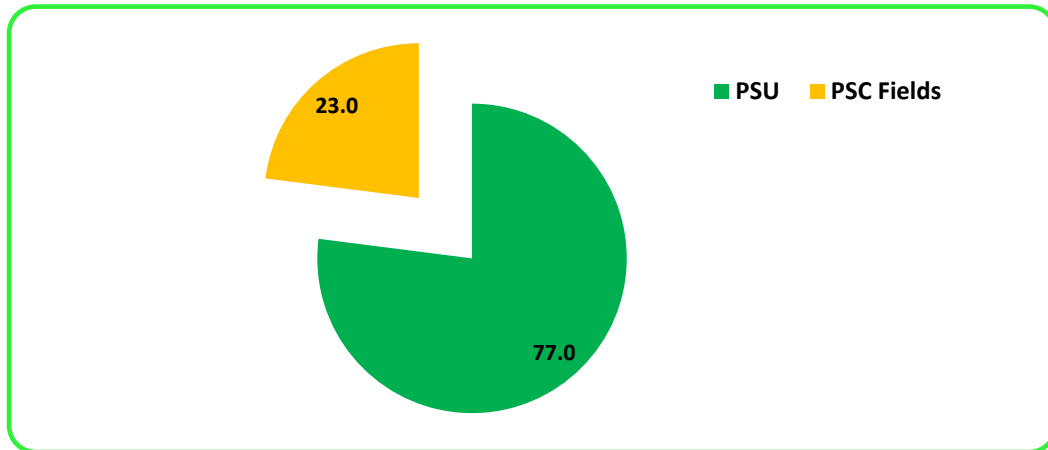
- Indigenous crude oil and condensate production during April 2022 was lower by 0.9% as compared to April 2021.
- Crude oil processed in refineries during April 2022 was 21.6 MMT, which was 8.5% higher than April 2021.
- Production of petroleum products saw a growth of 9.2% during April 2022 over April 2021.
- Crude oil imports increased by 14.3% during April 2022 as compared to the corresponding period of the previous year.
- POL products imports increased by 23.7% during April 2022 as compared to the corresponding period of the previous year. Increase in POL products imports during April 2022 were due to increase in imports all products except motor spirit (MS), LOBS/Lubes oil and bitumen etc.
- Exports of POL products increased by 36.9% during April 2022 as compared to the corresponding period of the previous year. Increase in POL products exports during April 2022 were due to increase in exports of all products except fuel oil (FO), bitumen, vacuum gas oil (VGO) etc.

## Part A: Production

## 2. Indigenous crude oil and condensate production

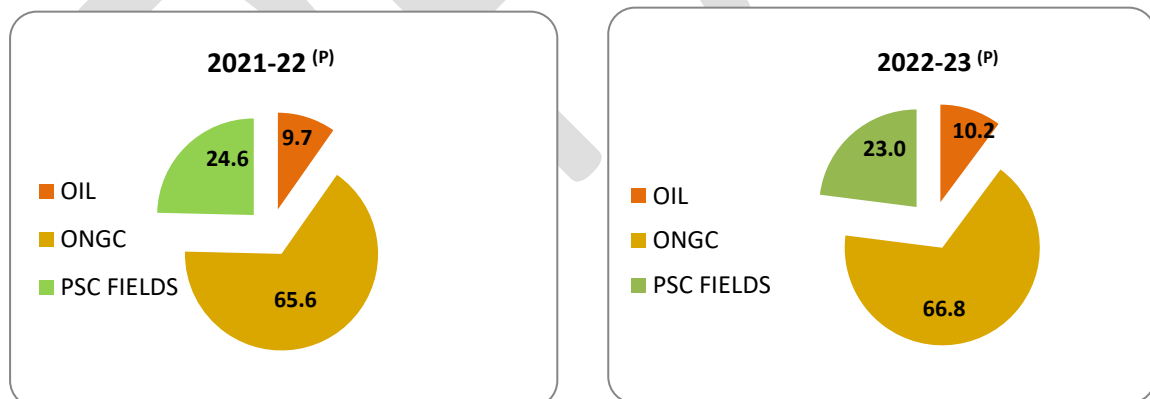
- The percentage share of PSU upstream companies and PSC fields in overall crude oil and condensate production during April 2022 (P) is shown in figure-1 below:

Figure-1; Percentage share in crude oil and condensate production; April 2022 <sup>(P)</sup>



- The comparison of percentage share of ONGC, OIL and PSC fields in total crude oil and condensate production during April 2022 (P) and April 2021 (P) is shown in figure-2 below:

Figure-2; Percentage share in crude oil production; April



### 3. Crude oil processing by Oil Companies

#### Analysis of crude oil processing by refineries:

- Analysis of type of crude oil processed (i.e. indigenous, imported and low sulphur & high sulphur) in Indian refineries during April 2022 (P) and April 2021 (P) is given below:

Figure-3; Percentage share of Indigenous/imported crude oil processed in PSU/JV refineries in April

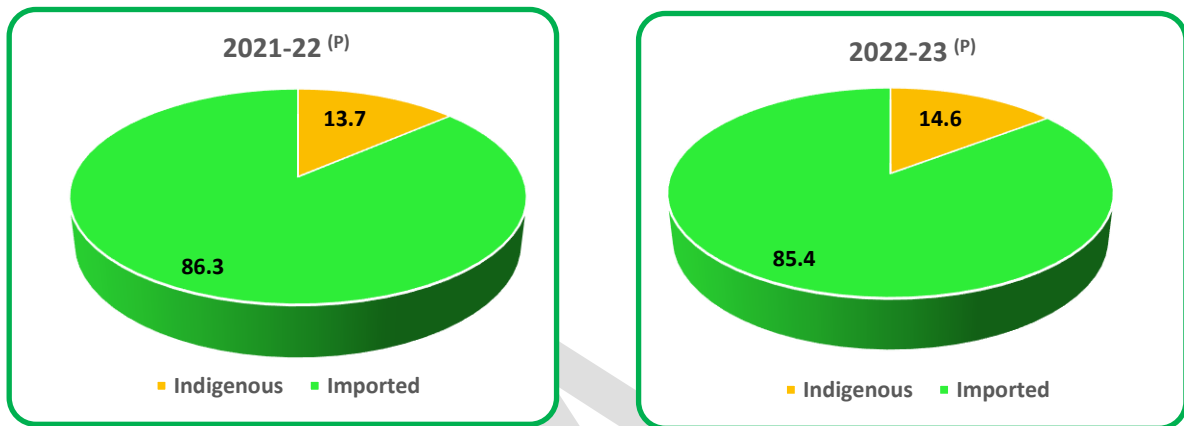


Figure-4; Percentage share of indigenous and imported crude oil processed by Private refineries: April

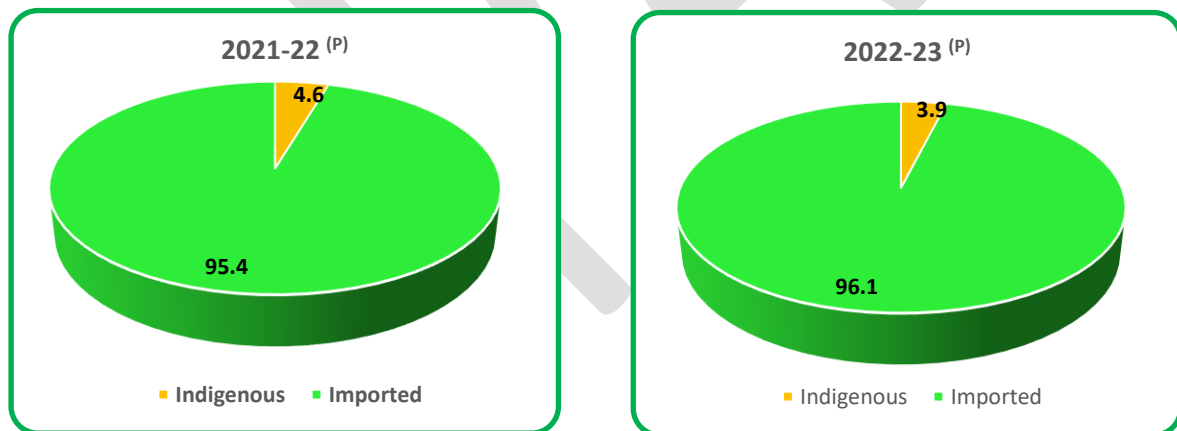


Table-1; High Sulphur crude oil processed as percentage of total crude oil processed

	April (P)	
	2021-22	2022-23
	Qty. in MMT	
High Sulphur crude (HS)	15.0	16.5
Low Sulphur crude (LS)	4.8	5.1
Total crude processed	19.9	21.6
% Share of HS crude in total crude processed	75.6%	76.6%

## 4. Production of Petroleum Products

Details of production of petroleum products by refineries and fractionators during April 2022<sup>(P)</sup> are given in Table-2.

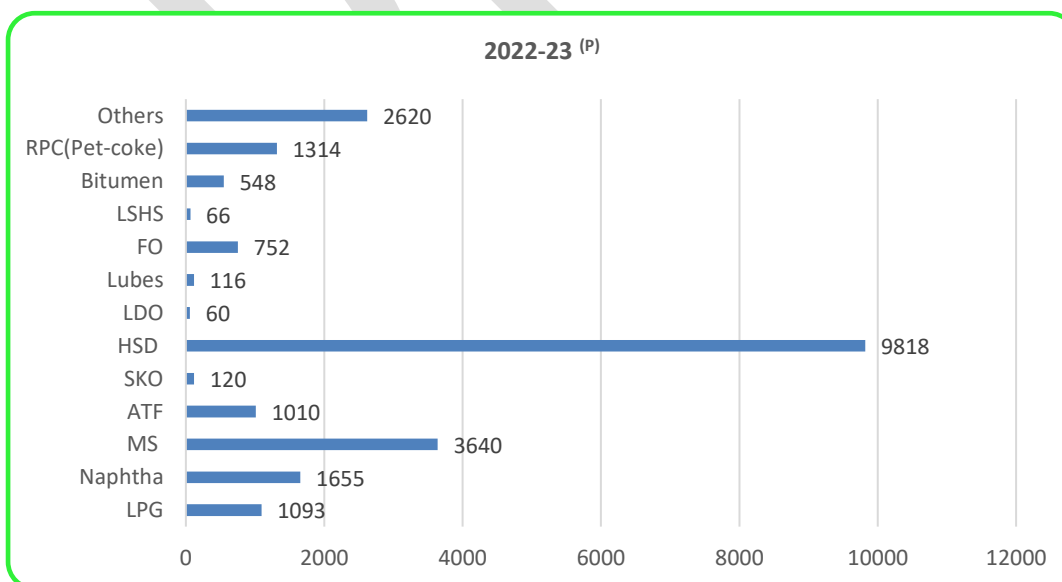
Table-2; Production of petroleum products	
(Thousand Metric Tonnes)	
Products	April 2022 <sup>(P)</sup>
LPG	1093
Naphtha	1655
MS	<b>3640</b>
ATF	1010
SKO	120
HSD	<b>9818</b>
LDO	60
Lubes	116
FO	752
LSHS	66
Bitumen	548
RPC(Pet-coke)	1314
Others	2620
<b>Total</b>	<b>22811</b>

Note: (P): Provisional. Source: Oil Companies

\* Others include products like Propylene, solvents (Hexane, Benzene, Toluene, Xylene and Specialty solvents), Reformate, Mineral Turpentine Oil, Carbon Black Feedstock, Waxes, Sulphur etc.

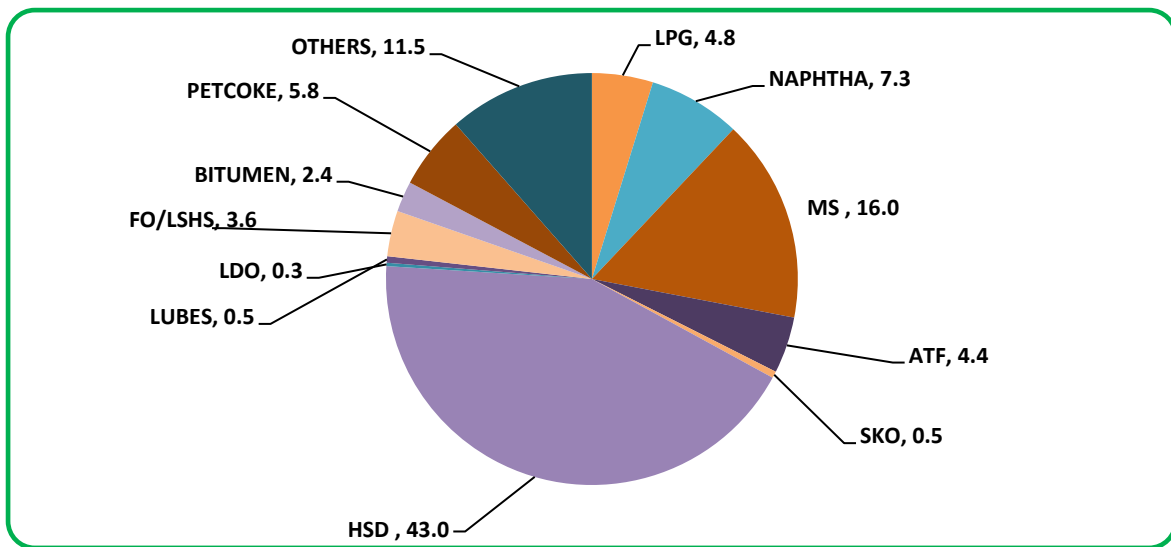
LPG: Liquefied petroleum gas, MS: Motor spirit, ATF: Aviation turbine fuel; SKO: Superior kerosene oil, HSD: High speed diesel;

Figure-5; Product wise production of POL products by refineries and fractionators: April 2022 <sup>(P)</sup>



The percentage share of various products in total POL production during April 2022 is shown below:

**Figure-6; Percentage share of products in total POL production: April 2022 <sup>(P)</sup>**



## Part B: Import /Export

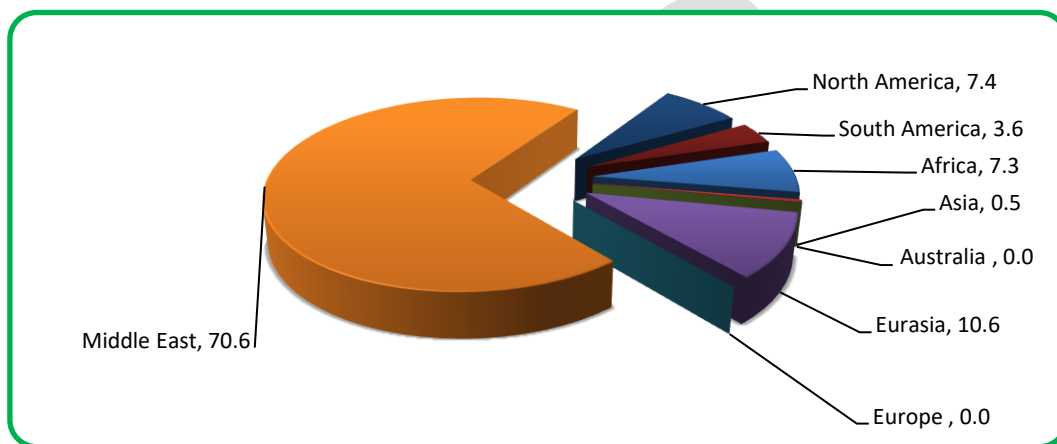


## 5.a Import of Crude oil

Details of import of crude oil given in Table-3 below:

Table-3; Import of Crude oil	
<i>(Thousand Metric Tonnes)</i>	
Import	April 2022 <sup>(P)</sup>
Crude Oil	20875

Figure 7: Region wise percentage share (%) of crude oil during April 2022 (P)



- Crude oil imports increased by 14.3% during April 2022 as compared to the corresponding period of the previous year.
- Crude oil imports from OPEC countries decreased to 70.2% of total imports during April 2022 as compared to 79.0% during April 2021.

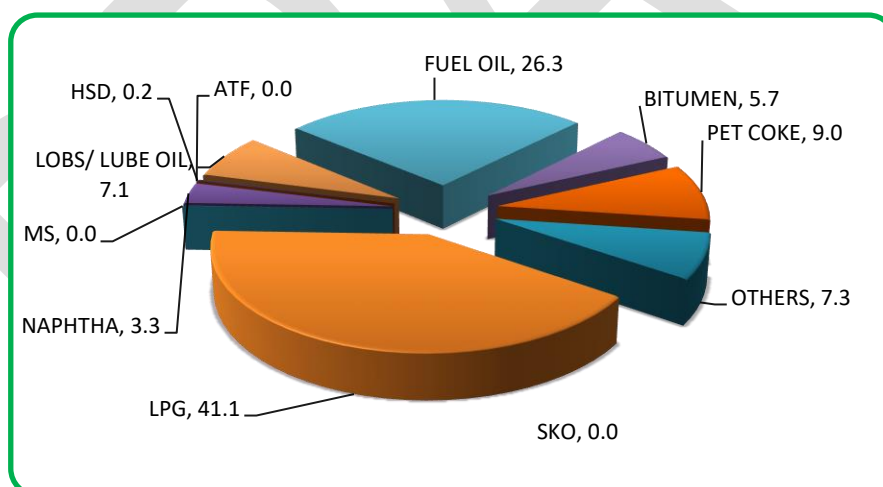
## 5.b Import Petroleum Products

Details of import of petroleum products given in Table-4 below:

Table-4; Import of Petroleum products	
(Thousand Metric Tonnes)	
Product	April 2022 <sup>(P)</sup>
LPG	1558
MS/ Petrol	1
NAPHTHA	125
ATF	0
SKO	0
HSD	8
LOBS/LUBE OIL	268
FUEL OIL	996
BITUMEN	218
PETCOKE	342
OTHERS\$	278
<b>TOTAL IMPORTS</b>	<b>3793</b>

Notes: (P): Provisional. Source: Oil Companies & DGCIS  
 # Private imports are prorated for the period Dec-2021 to Apr-2022 on the basis of actual data received from DGCIS for the period Dec-2020 to Nov-2021  
 \$ Others include SKO, Paraffin wax, Petroleum Jelly, Aviation Gas, MTBE, Reformate etc.

**Figure 8: Percentage share of petroleum products in imports: April 2022 (P)**



- Imports made due to deficit in production viz. LPG and Lubes/LOBS accounted for 48.2% share of total POL products import during April 2022 as compared to 44.0% during April 2021.
- Import of petcoke accounted for 9.0% of the total POL imports during April 2022. The entire quantity was imported by private importers.

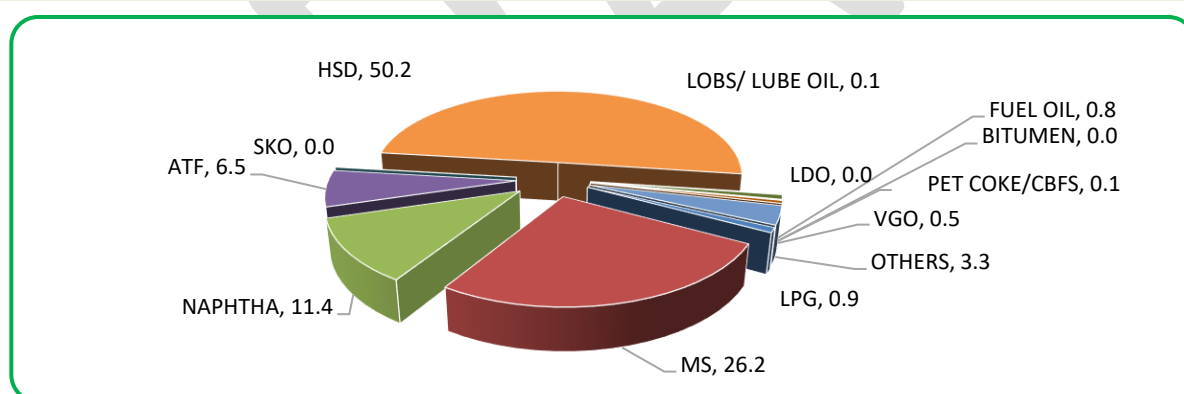
## 5.c Export of Petroleum Products

Details of export of petroleum products given in Table-5 below:

Table-5 Export of major Petroleum products	
(Thousand Metric Tonnes)	
Product	April 2022 <sup>(P)</sup>
LPG	47
MS	1402
Naphtha	611
ATF	350
SKO	2
HSD	2693
LDO	0
LOBS/LUBE OIL	5
FUEL OIL	42
BITUMEN	0
PETCOKE	4
VGO	26
OTHERS <sup>#</sup>	178
<b>TOTAL EXPORT</b>	<b>5361</b>

Note: (P): Provisional. Source: Oil Companies  
<sup>#</sup> Other include Benzene, Hexane, MTO, Paraffin wax, Polypropylene, Sulphur etc.  
 LPG: Liquefied petroleum gas, MS: Motor spirit, ATF: Aviation turbine fuel; SKO: Superior kerosene oil, HSD: High speed diesel, LDO: Light diesel oil, VGO: Vacuum gas oil, MTO: Mineral turpentine oil

Figure 9: Percentage share of petroleum products in export: April 2022 (P)



- Exports of POL products increased by 36.9% during April 2022 as compared to the corresponding period of the previous year. Increase in POL products exports during April 2022 were due to increase in exports of all products except fuel oil (FO), bitumen, vacuum gas oil (VGO) etc.