


**MONTHLY REPORT (WEB)**  
**ON**  
**Natural Gas Production, Availability and Consumption**  
**May 2023**



**पेट्रोलियम योजना एवं विश्लेषण प्रकोष्ठ**  
**(पेट्रोलियम एवं प्राकृतिक गैस मंत्रालय)**  
**Petroleum Planning & Analysis Cell**  
**(Ministry of Petroleum & Natural Gas)**



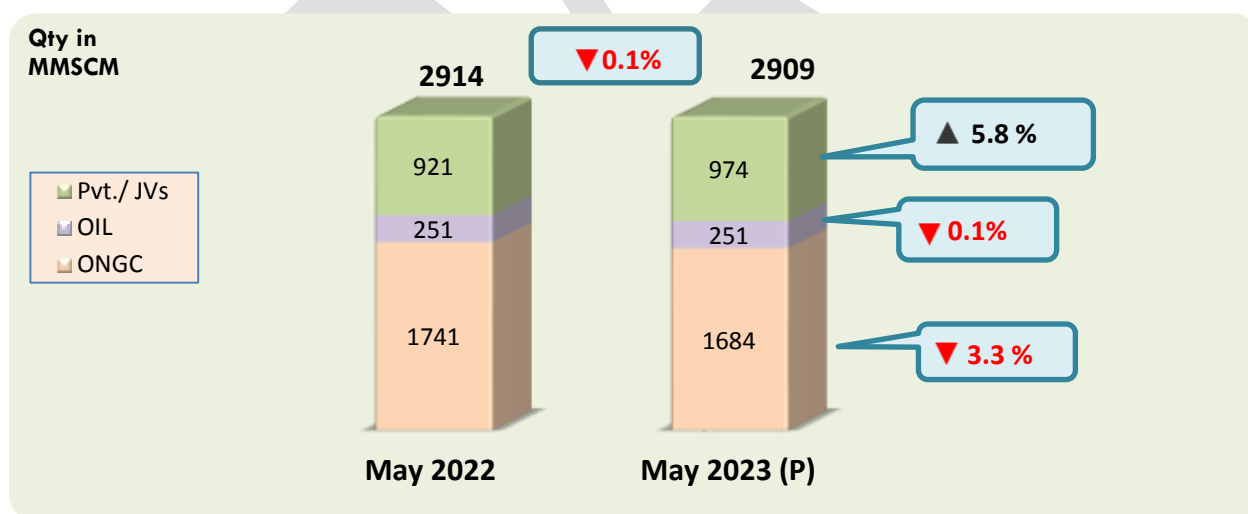
# Petroleum Planning & Analysis Cell

## Monthly Report on Natural gas production, availability and consumption – May 2023

### 1. Highlights of the report for the month of May 2023 are as follows:

- Gross production of natural gas for the month of May 2023 (P) was 2909 MMSCM which was lower by 0.1% compared with the corresponding month of the previous year.
- Total imports of LNG (provisional) during the month of May 2023 were 2,228 MMSCM (P) (decrease of 24.5 % over the corresponding month of the previous year).
- Natural gas available for sale during May 2023 was 4600 MMSCM (decrease of 13.1% over the corresponding month of the previous year ).
- Total consumption during May 2023 was 5468 MMSCM (provisional). Major consumers were fertilizer (33%), City Gas Distribution (CGD) (20%), Power (14%), Refinery (9%) and Petrochemicals (5%).

### 2. Domestic Natural Gas Gross Production:



Totals may not tally due to rounding off


### 3. Domestic Natural Gas Net Production for Sale:

Natural Gas producing companies use some quantity of gas for their own use as internal consumption while some quantity of gas is flared as a part of technical requirement. After flare, loss and internal consumption by gas producing companies, the net production for sale of gas to consuming sectors like power, fertilizer, CGD, refinery, petrochemicals etc. was approximately 81.52% of the gross production during May 2023.

Note: 1BCM=1000 MMSCM

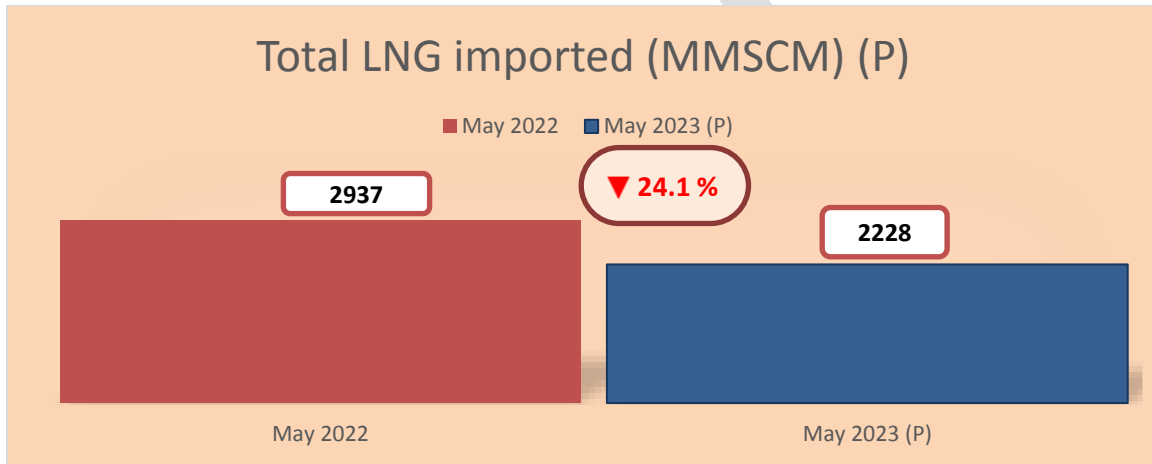


# Petroleum Planning & Analysis Cell



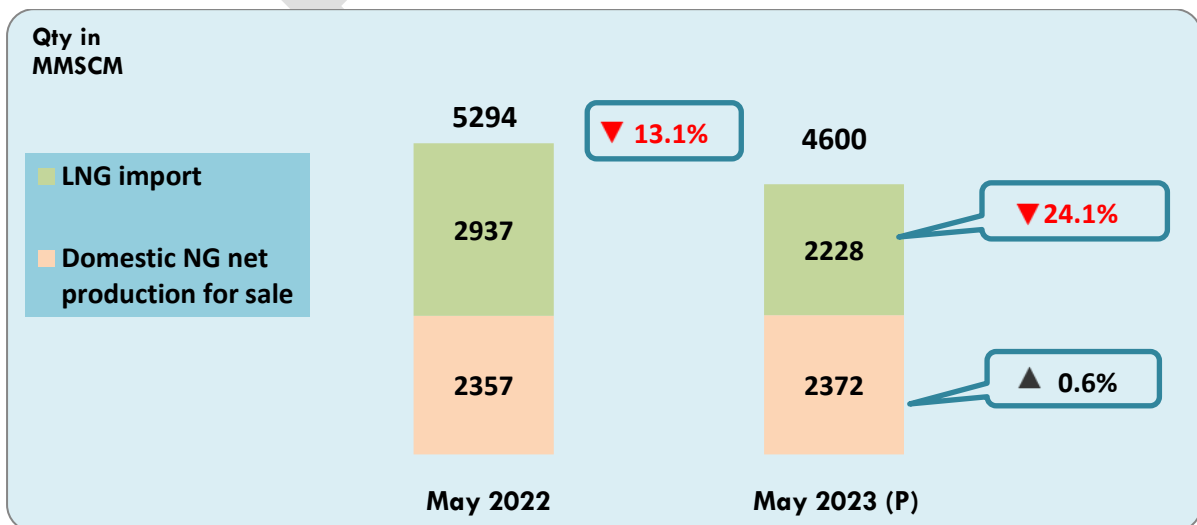
Totals may not tally due to rounding off

## 4. LNG imports:



Source: DGCIS data prorated for May 2023 month (final import quantity may increase).

## 5. Total Natural Gas Available for Sale:

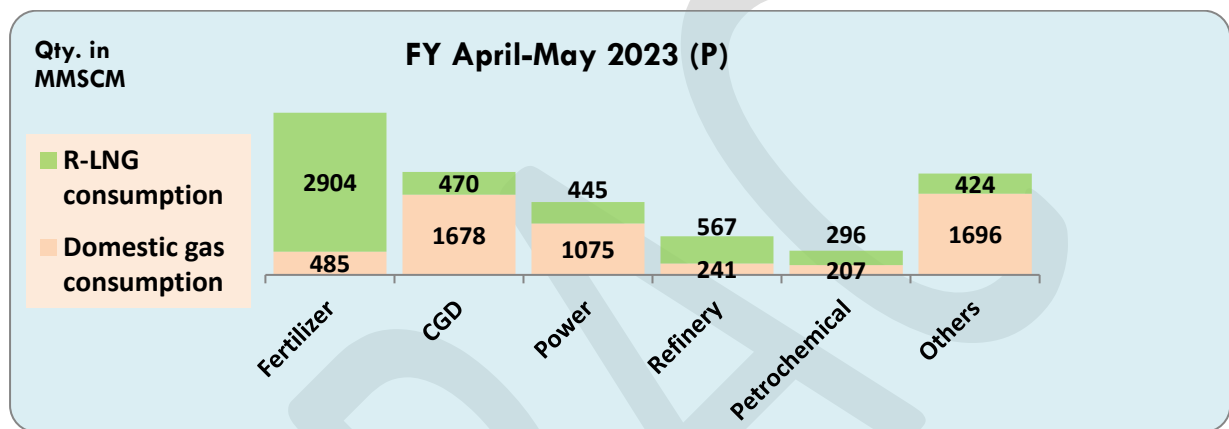
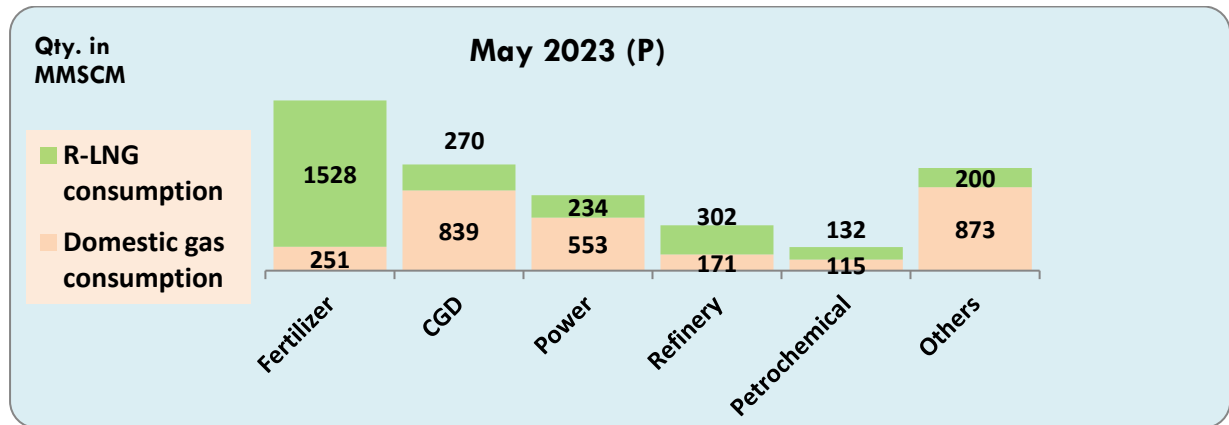


Totals may not tally due to rounding off. Sale figure may increase for the month as LNG Import data is prorated.

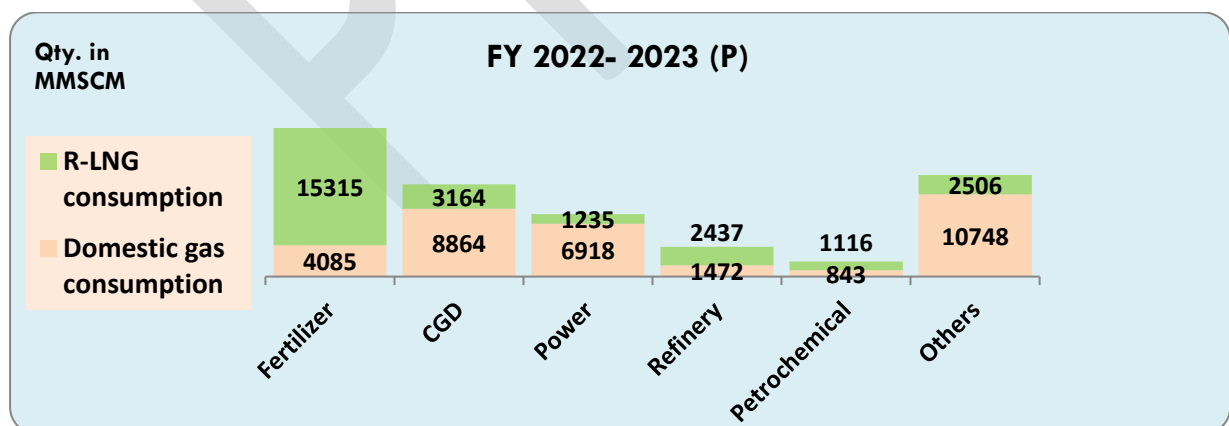


## Petroleum Planning & Analysis Cell

### 6. Sectoral Consumption of Natural Gas:



Totals may not tally due to rounding off. Based on information provided by ONGC, OIL, DGH, GAIL, Torrent Power Limited, Shell Energy India Pvt. Ltd., BPCL, RIL (P) and IOCL. Components of internal consumption related to VAP shrinkage, LPG Shrinkage, Captive Power Generation, supply to power houses, supply to crematoriums & schools etc. as reported by ONGC, OIL & DGH (prorated) have been included. Others includes sectors like Internal consumption for Pipeline System, Agriculture (Tea Plantation), Industrial, Manufacturing, LPG shrinkage, Sponge Iron and Miscellaneous.



Totals may not tally due to rounding off. Based on information provided by ONGC, OIL, DGH, GAIL, Torrent Power Limited, Shell Energy India Pvt. Ltd., BPCL, RIL (P) and IOCL. Sectoral consumption data for GSPC is prorated for the May-September 2022 period. Components of internal consumption related to VAP shrinkage, LPG Shrinkage, Captive Power Generation, supply to power houses, supply to crematoriums & schools etc. as reported by ONGC, OIL & DGH (prorated) have been updated. Others includes sectors like Internal consumption for Pipeline System, Agriculture (Tea Plantation), Industrial, Manufacturing, LPG shrinkage, Sponge Iron and Miscellaneous.

Total consumption during the month of May-2023 was 5468 MMSCM (P).