


MONTHLY REPORT (WEB)
ON
Natural Gas Production, Availability and Consumption
November 2023




पेट्रोलियम योजना एवं विश्लेषण प्रकोष्ठ
(पेट्रोलियम एवं प्राकृतिक गैस मंत्रालय)
Petroleum Planning & Analysis Cell
(Ministry of Petroleum & Natural Gas)

Monthly Report on Natural gas production, availability and consumption – November 2023

1. Highlights of the report for the month of November 2023 are as follows:

- Gross production of natural gas for the month of November 2023 was 3041 MMSCM which was higher by 7.1% compared with the corresponding month of the previous year.
- Total imports of LNG (provisional) during the month of November 2023 was 2393(P) (increase of 7.9 % over the corresponding month of the previous year).
- Natural gas available for sale during November 2023 was 4935 MMSCM (increase of 8.5% over the corresponding month of the previous year).
- Total consumption during November 2023 was 5622 MMSCM (provisional). Major consumers were fertilizer (33%), City Gas Distribution (CGD) (19%), Power (10%), Refinery (8%) and Petrochemicals (4%).

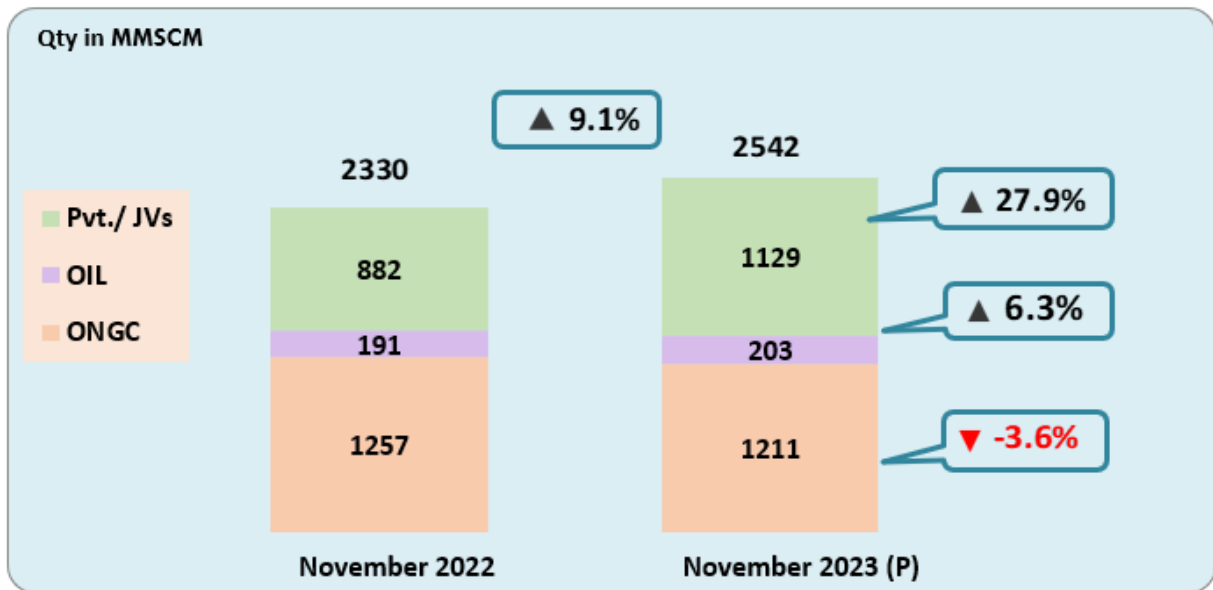
2. Domestic Natural Gas Gross Production:



Totals may not tally due to rounding off

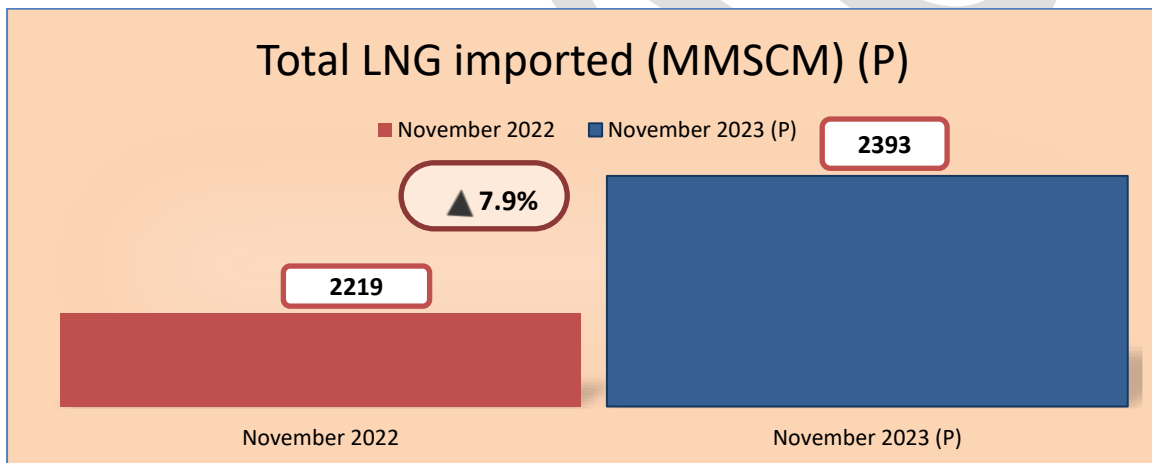
3. Domestic Natural Gas Net Production for Sale:

Natural Gas producing companies use some quantity of gas for their own use as internal consumption while some quantity of gas is flared as a part of technical requirement. After flare, loss and internal consumption by gas producing companies, the net production for sale of gas to consuming sectors like power, fertilizer, CGD, refinery, petrochemicals etc. was approximately 83.60% of the gross production during November 2023.



#Note: 1BCM=1000 MMSCM ## Totals may not tally due to rounding off

4. LNG imports:



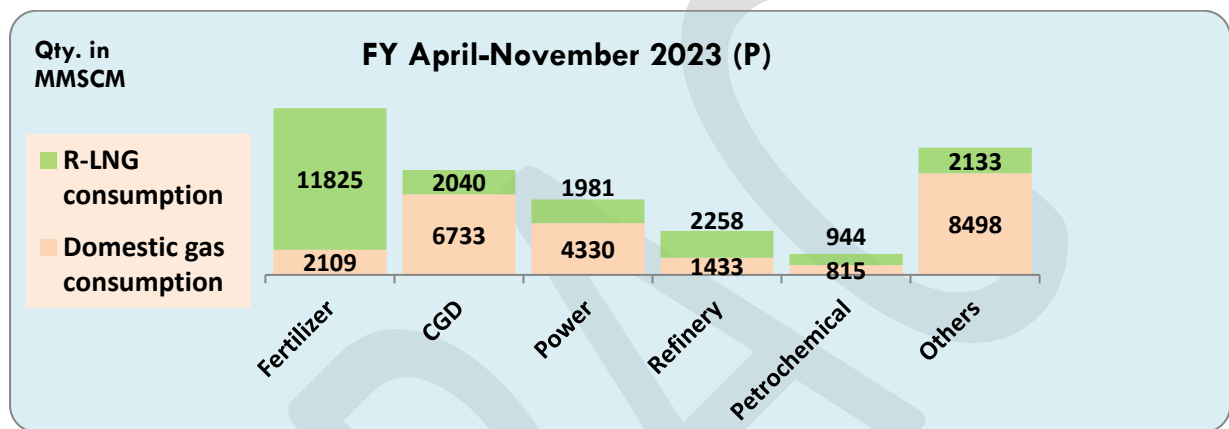
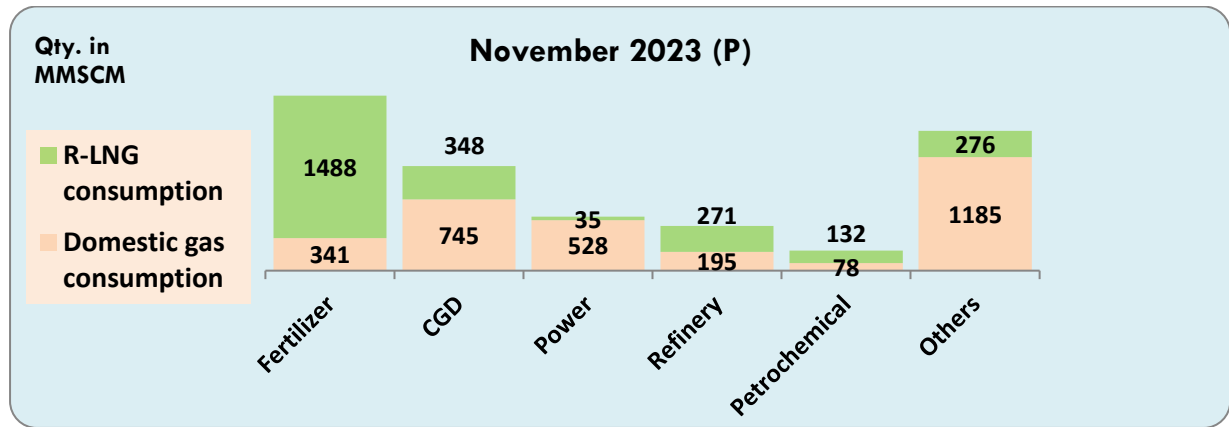
Source: DGCIS data prorated for November 2023 month.

5. Total Natural Gas Available for Sale:

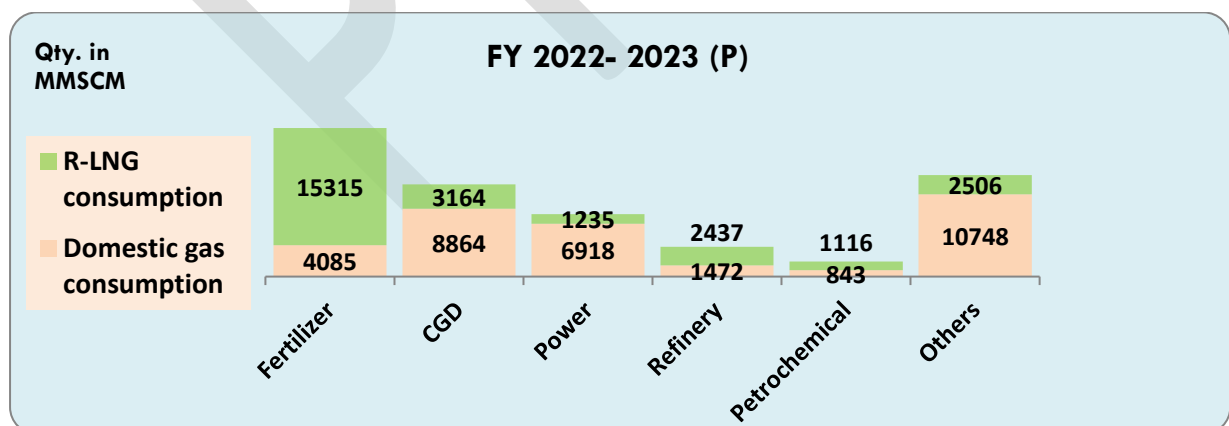


Totals may not tally due to rounding off.

6. Sectoral Consumption of Natural Gas:



Totals may not tally due to rounding off. Based on information provided by ONGC, OIL, DGH, GAIL, Torrent Power Limited, Shell Energy India Pvt. Ltd., BPCL, RIL (P) and IOCL. Components of internal consumption related to VAP shrinkage, LPG Shrinkage, Captive Power Generation, supply to power houses, supply to crematoriums & schools etc. as reported by ONGC, OIL & DGH (prorated) have been included. Others includes sectors like Internal consumption for Pipeline System, Agriculture (Tea Plantation), Industrial, Manufacturing, LPG shrinkage, Sponge Iron and Miscellaneous.



Totals may not tally due to rounding off. Based on information provided by ONGC, OIL, DGH, GAIL, Torrent Power Limited, Shell Energy India Pvt. Ltd., BPCL, RIL (P) and IOCL. Sectoral consumption data for GSPC is prorated for the April-November 2022 period. Components of internal consumption related to VAP shrinkage, LPG Shrinkage, Captive Power Generation, supply to power houses, supply to crematoriums & schools etc. as reported by ONGC, OIL & DGH (prorated) have been updated. Others includes sectors like Internal consumption for Pipeline System, Agriculture (Tea Plantation), Industrial, Manufacturing, LPG shrinkage, Sponge Iron and Miscellaneous.

Total consumption during the month of **November-2023** was 5662 MMSCM (P).