

**MONTHLY REPORT (WEB)**  
**ON**  
**Natural Gas Production, Availability and Consumption**  
**April 2024**



**पेट्रोलियम योजना एवं विश्लेषण प्रकोष्ठ**  
**(पेट्रोलियम एवं प्राकृतिक गैस मंत्रालय)**  
**Petroleum Planning & Analysis Cell**  
**(Ministry of Petroleum & Natural Gas)**



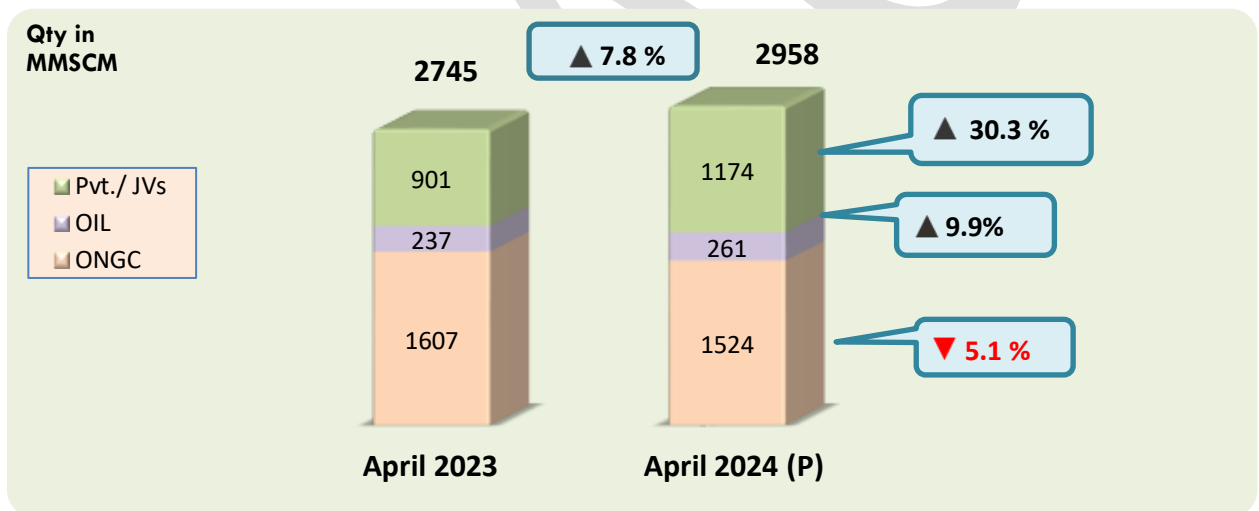
# Petroleum Planning & Analysis Cell

## Monthly Report on Natural gas production, availability and consumption – April 2024

### 1. Highlights of the report for the month of April 2024 are as follows:

- Gross production of natural gas for the month of April 2024 (P) was 2958 MMSCM which was higher by 7.8% compared with the corresponding month of the previous year.
- Total imports of LNG (provisional) during the month of April 2024 were 2650 MMSCM (P) (increase of 5.4 % over the corresponding month of the previous year).
- Natural gas available for sale during April 2024 was 5087 MMSCM (increase of 7.1% over the corresponding month of the previous year ).
- Total consumption during April 2024 was 5920 MMSCM (provisional). Major consumers were fertilizer (28%), City Gas Distribution (CGD) (20%), Power (16%), Refinery (11%) and Petrochemicals (2%).

### 2. Domestic Natural Gas Gross Production:



Totals may not tally due to rounding off

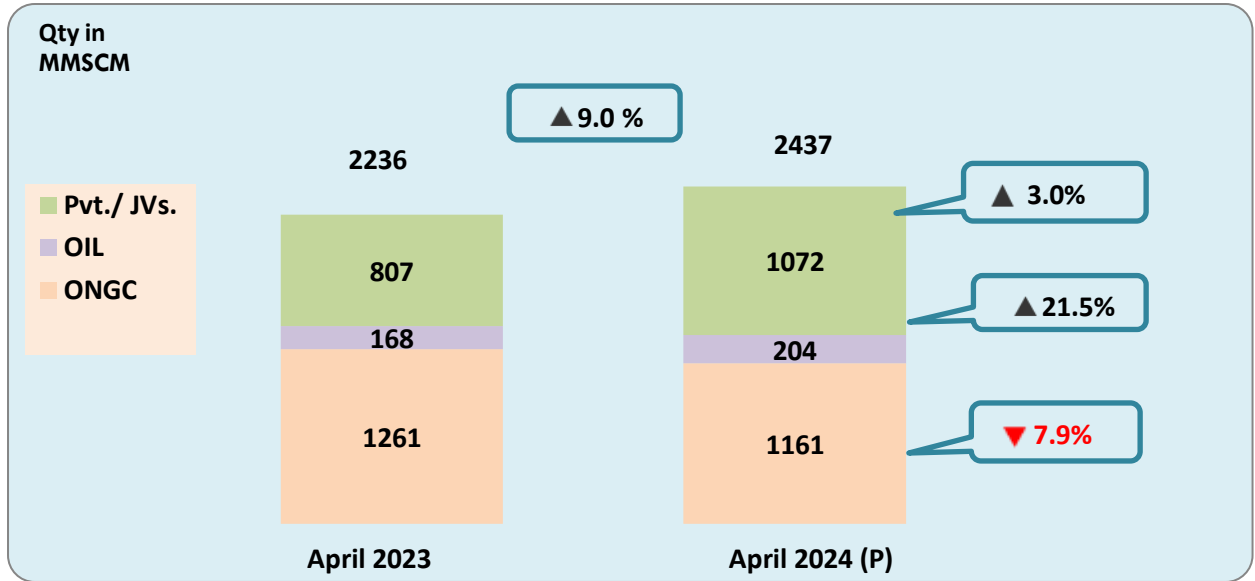
### 3. Domestic Natural Gas Net Production for Sale:

Natural Gas producing companies use some quantity of gas for their own use as internal consumption while some quantity of gas is flared as a part of technical requirement. After flare, loss and internal consumption by gas producing companies, the net production for sale of gas to consuming sectors like power, fertilizer, CGD, refinery, petrochemicals etc. was approximately 82.38% of the gross production during April 2024.

Note: 1BCM=1000 MMSCM

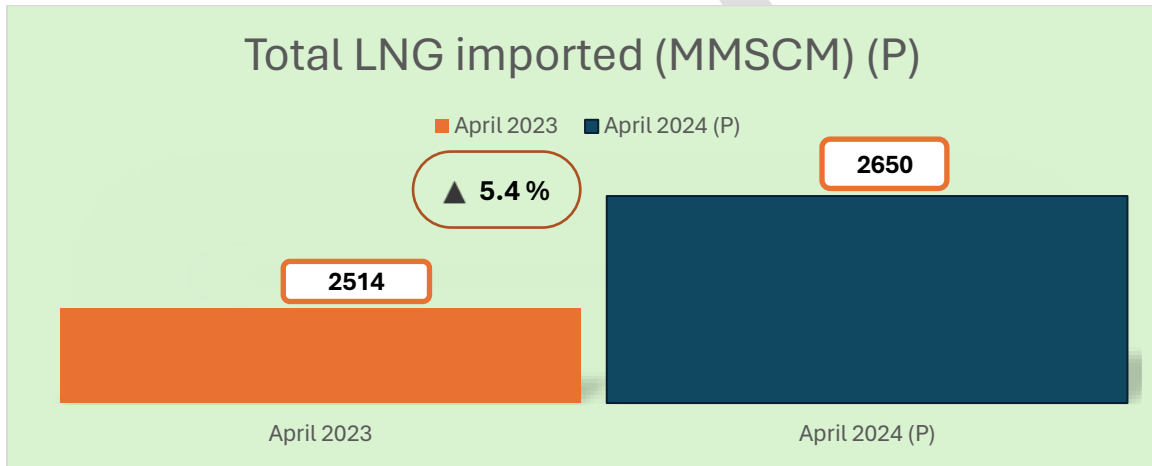


# Petroleum Planning & Analysis Cell



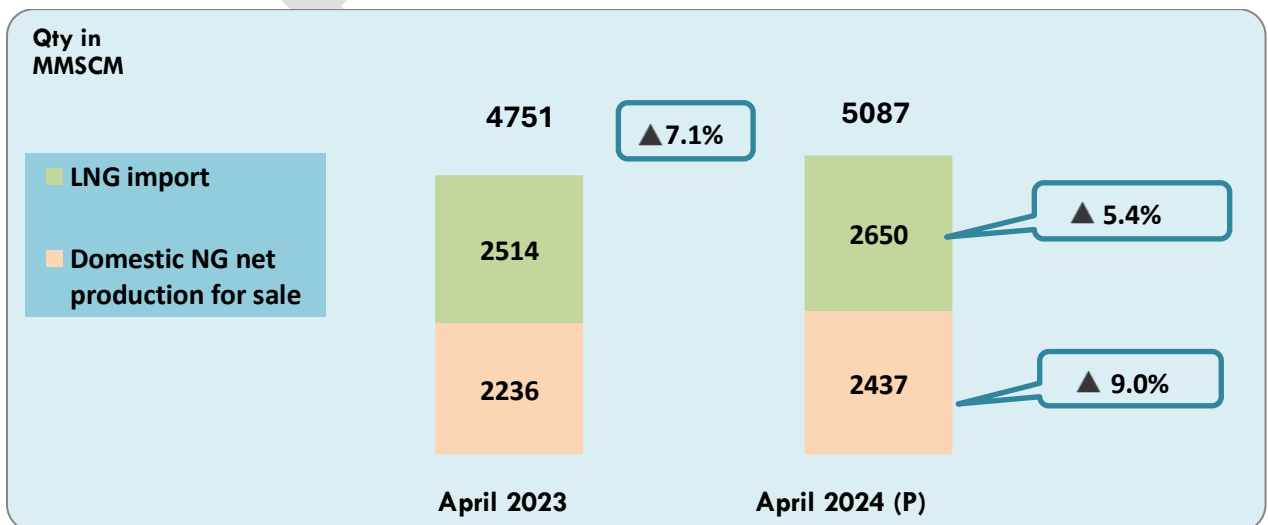
Totals may not tally due to rounding off

## 4. LNG imports:



Source: DGCIS data prorated for April 2024 month.

## 5. Total Natural Gas Available for Sale:

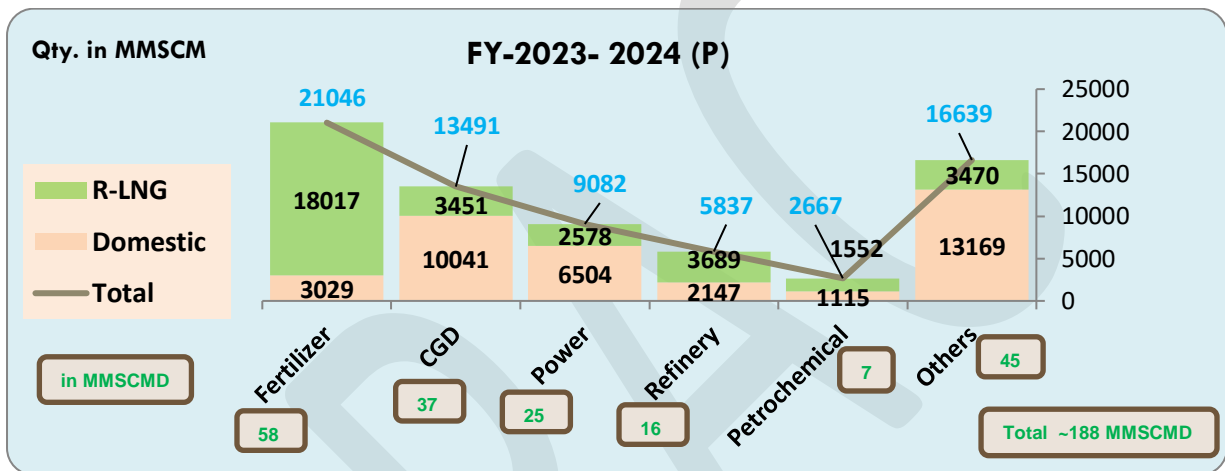



Totals may not tally due to rounding off



## Petroleum Planning & Analysis Cell

### 6. Sectoral Consumption of Natural Gas:



Totals may not tally due to rounding off. Based on information provided by ONGC, OIL, DGH, GAIL, Torrent Power Limited, Shell Energy India Pvt. Ltd., BPCL, RIL (P) and IOCL. Components of internal consumption related to VAP shrinkage, LPG Shrinkage, Captive Power Generation, supply to power houses, supply to crematoriums & schools etc. as reported by ONGC, OIL & DGH (prorated) have been updated. Others includes sectors like Internal consumption for Pipeline System, Agriculture (Tea Plantation), Industrial, Manufacturing, LPG shrinkage, Sponge Iron and Miscellaneous ( for further details visit <https://ppac.gov.in/natural-gas/sectoral-consumption>)

Sector	FY 2022-23	FY 2023-24	Cumulative Growth %	Share: FY 2022-23	Share: FY 2023-24	Apr-23	Apr-24	Share: Apr-24	% age-YoY	(in MMSCM)	
										Mar-24	% age-MoM
Fertilizer	19400	21046	8.5	33%	31%	1610	1636	28%	1.6	1722	-5.0
Power	8153	9082	11.4	14%	13%	732	945	16%	29.1	678	39.4
CGD	12028	13491	12.2	20%	20%	1040	1206	20%	16.0	1238	-2.6
Refinery	3909	5837	49.3	7%	8%	336	627	11%	86.8	639	-1.8
Petrochem	1959	2667	36.1	3%	4%	256	117	2%	-54.4	232	-49.6
Others	13254	16639	25.5	23%	24%	1047	1389	23%	32.6	1560	-11.0
<b>Total</b>	<b>58702</b>	<b>68761</b>	<b>17.1</b>	<b>100%</b>	<b>100%</b>	<b>5021</b>	<b>5920</b>	<b>100%</b>	<b>17.9</b>	<b>6068</b>	<b>-2.4</b>

Total consumption during the month of April-2024 was 5920 MMSCM (P).