


MONTHLY REPORT (WEB)
ON
Natural Gas Production, Availability and Consumption
November 2024




पेट्रोलियम योजना एवं विश्लेषण प्रकोष्ठ
(पेट्रोलियम एवं प्राकृतिक गैस मंत्रालय)
Petroleum Planning & Analysis Cell
(Ministry of Petroleum & Natural Gas)

Monthly Report on Natural gas production, availability and consumption – November 2024

1. Highlights of the report for the month of November 2024 are as follows:

- Gross production of natural gas for the month of November 2024 (P) was 2972 MMSCM which was lower by 2.3% compared with the corresponding month of the previous year.
- Total import of LNG (provisional) during the month of November 2024 was 3022 MMSCM (P) (increase of 25.1 % over the corresponding month of the previous year).
- Natural gas available for sale during November 2024 was 5494 MMSCM (increase of 10.8% over the corresponding month of the previous year).
- Total consumption during November 2024 was 5767 MMSCM (provisional). Major consumers were fertilizer (30%), City Gas Distribution (CGD) (21%), Power (9%), Refinery (8%) and Petrochemicals (6%).

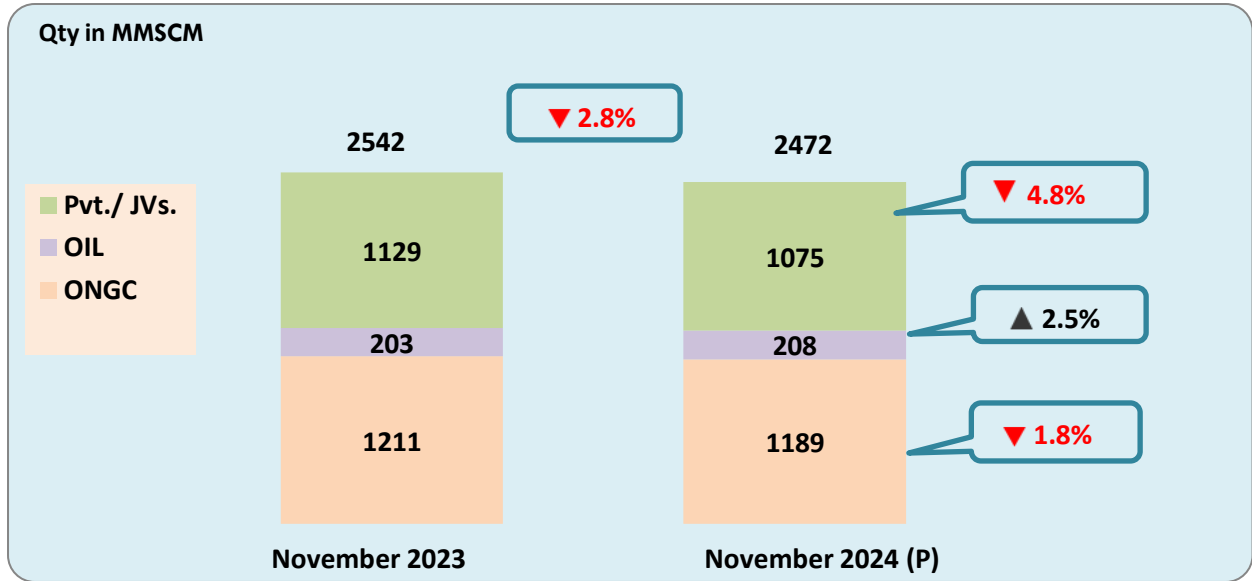
2. Domestic Natural Gas Gross Production:



3. Domestic Natural Gas Net Production for Sale:

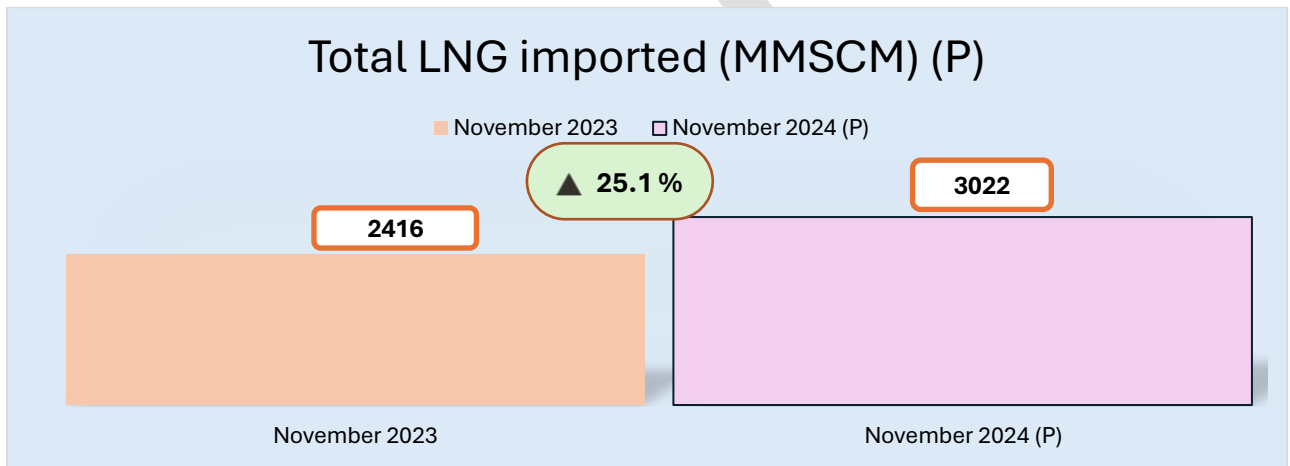
Natural Gas producing companies use some quantity of gas for their own use as internal consumption while some quantity of gas is flared as a part of technical requirement. After flare, loss and internal consumption by gas producing companies, the net production for sale of gas to consuming sectors like power, fertilizer, CGD, refinery, petrochemicals etc. was approximately 83.2% of the gross production during November 2024.

Note: 1BCM=1000 MMSCM



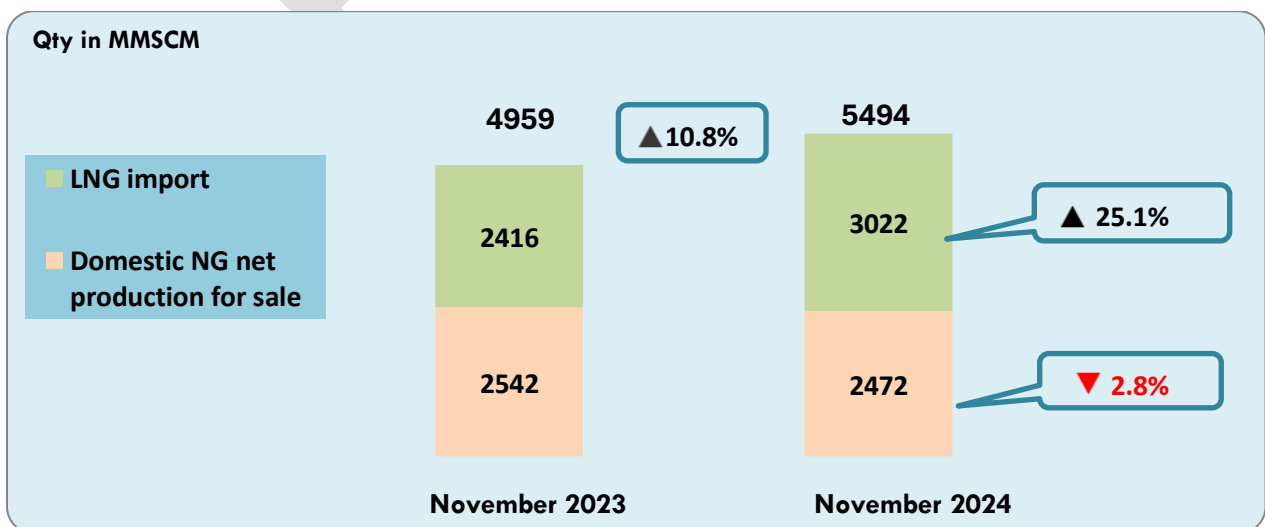
Totals may not tally due to rounding off

4. LNG imports:



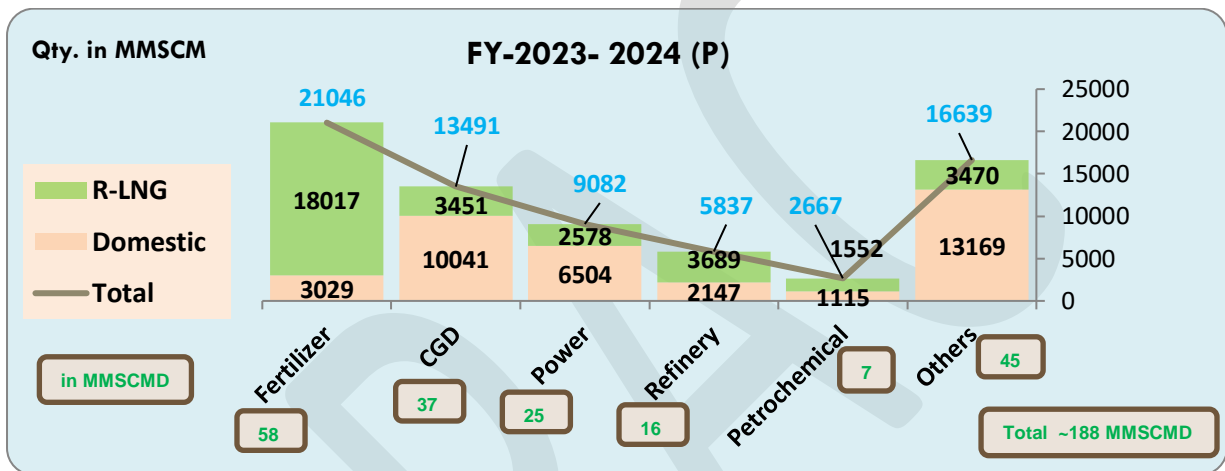

Source: DGCIS data prorated for November 2024 month.

5. Total Natural Gas Available for Sale:



Totals may not tally due to rounding off

6. Sectoral Consumption of Natural Gas:



Totals may not tally due to rounding off. Based on information provided by ONGC, OIL, DGH, GAIL, Torrent Power Limited, Shell Energy India Pvt. Ltd., BPCL, RIL (P) and IOCL. Components of internal consumption related to VAP shrinkage, LPG Shrinkage, Captive Power Generation, supply to power houses, supply to crematoriums & schools etc. as reported by ONGC, OIL & DGH (prorated) have been updated. Others includes sectors like Internal consumption for Pipeline System, Agriculture (Tea Plantation), Industrial, Manufacturing, LPG shrinkage, Sponge Iron and Miscellaneous (for further details visit <https://ppac.gov.in/natural-gas/sectoral-consumption>).

Sector	April-Nov 23	April-Nov24	Cumulative Growth %	Share:Apr-Nov 23-24	Share: FY Apr-Nov 2024-25	Nov-23	Nov-24	Share: Oct-24	% age-YoY	(in MMSCM)	
										Oct-24	% age-MoM
Fertilizer	13934	13733	-1.4%	30.9%	28.4%	1829	1755	30%	-4%	1725	2%
Power	6311	6601	5%	14.0%	13.6%	563	506	9%	-10%	656	-23%
CGD	8773	9933	13%	19.5%	20.5%	1092	1193	21%	9%	1265	-6%
Refinery	3691	4100	11%	8.2%	8.5%	467	477	8%	2.3%	528	-9.6%
Petrochem	1759	2111	20%	3.9%	4.4%	210	338	6%	60%	265	28%
Others	10630	11961	13%	23.6%	24.7%	1461	1497	26%	2%	1599	-6%
Total	45098	48439	7%	100.0%	100.0%	5622	5767	100%	2.6%	6037	-4%

Total consumption during the month of November-2024 was 5767 MMSCM (P).



Petroleum Planning & Analysis Cell

Nov-24 State Wise Natural Gas Sale\Consumption (P)*	
State/Offshore	Total (in MMSCMD)
ANDHRA PRADESH	1.819
ARUNACHAL PRADESH	0.071
ASSAM	7.464
BIHAR	3.010
CHHATTISGARH	0.002
DADRA & NAGAR HAVELI (UT)	0.138
DAMAN & DIU (UT)	0.004
DELHI	5.690
GOA	1.155
GUJARAT	45.850
HARYANA	9.854
HIMACHAL PRADESH	0.032
JHARKHAND	2.486
KARNATAKA	2.675
KERALA	2.578
MADHYA PRADESH	7.401
MAHARASHTRA	25.664
ODISHA	1.786
PUDUCHERRY	0.255
PUNJAB	2.241
RAJASTHAN	10.644
TAMIL NADU	7.606
TELANGANA	2.811
TRIPURA	3.153
UTTAR PRADESH	33.395
UTTARAKHAND	0.547
WEST BENGAL	3.035
EASTERN OFFSHORE	0.030
WESTERN OFFSHORE	7.145
NOT ASSIGNED	3.683
Grand Total	192.225
<p>*Totals may not tally due to rounding off. The dataset (P) is based on information provided by Oil & Gas Companies reporting to PPAC i.e. ONGC, OIL, DGH, GAIL, GSPC, Torrent Power Limited, Shell Energy India Pvt. Ltd., BPCL, RIL and IOCL. Components of internal consumption related to VAP shrinkage, LPG Shrinkage, Captive Power Generation, supply to power houses, supply to crematoriums & schools etc. as reported by Oil & Gas Companies have also been included. Subject to change (for further details visit https://ppac.gov.in/natural-gas/sectoral-consumption).</p>	

For suggestions & feedback you may write to Shri Lokesh Mehta, Additional Director (Gas), PPAC, at mehta.lokesh@ppac.gov.in.