


MONTHLY REPORT (WEB)
ON
Natural Gas Production, Availability and Consumption
May 2024



पेट्रोलियम योजना एवं विश्लेषण प्रकोष्ठ
(पेट्रोलियम एवं प्राकृतिक गैस मंत्रालय)
Petroleum Planning & Analysis Cell
(Ministry of Petroleum & Natural Gas)



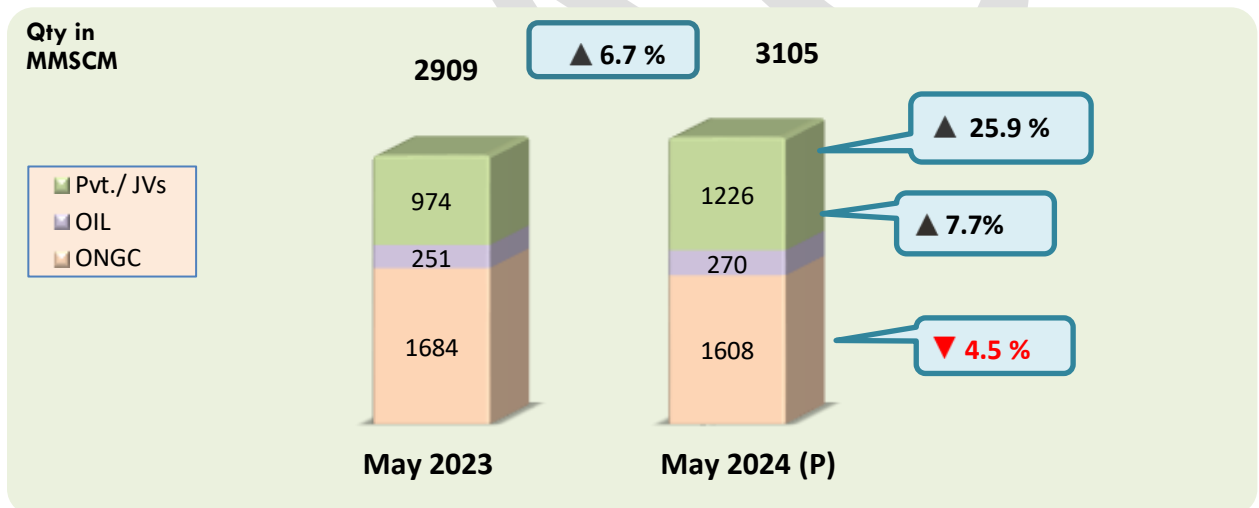
Petroleum Planning & Analysis Cell

Monthly Report on Natural gas production, availability and consumption – May 2024

1. Highlights of the report for the month of May 2024 are as follows:

- Gross production of natural gas for the month of May 2024 (P) was 3105 MMSCM which was higher by 6.7% compared with the corresponding month of the previous year.
- Total imports of LNG (provisional) during the month of May 2024 were 2648 MMSCM (P) (decrease of 7.2 % over the corresponding month of the previous year).
- Natural gas available for sale during May 2024 was 5232 MMSCM (increase of 0.1% over the corresponding month of the previous year).
- Total consumption during May 2024 was 6605 MMSCM (provisional). Major consumers were fertilizer (31%), City Gas Distribution (CGD) (19%), Power (19%), Refinery (7%) and Petrochemicals (5%). Highest ever sectoral consumption data recorded by PPAC.

2. Domestic Natural Gas Gross Production:



Totals may not tally due to rounding off

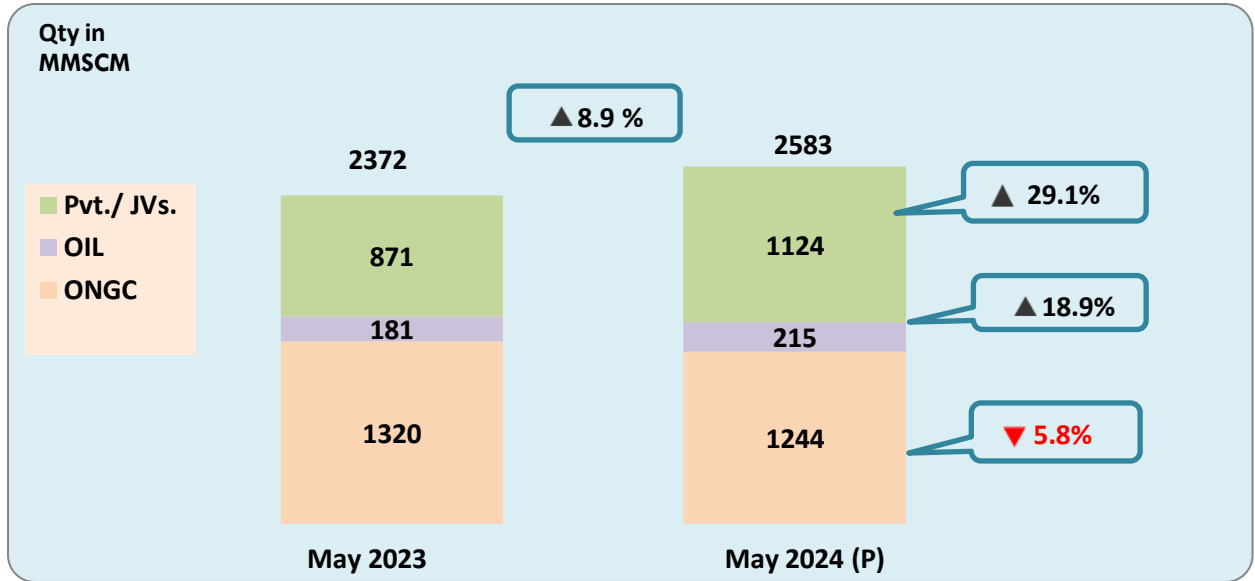
3. Domestic Natural Gas Net Production for Sale:

Natural Gas producing companies use some quantity of gas for their own use as internal consumption while some quantity of gas is flared as a part of technical requirement. After flare, loss and internal consumption by gas producing companies, the net production for sale of gas to consuming sectors like power, fertilizer, CGD, refinery, petrochemicals etc. was approximately 83.21% of the gross production during May 2024.

Note: 1BCM=1000 MMSCM

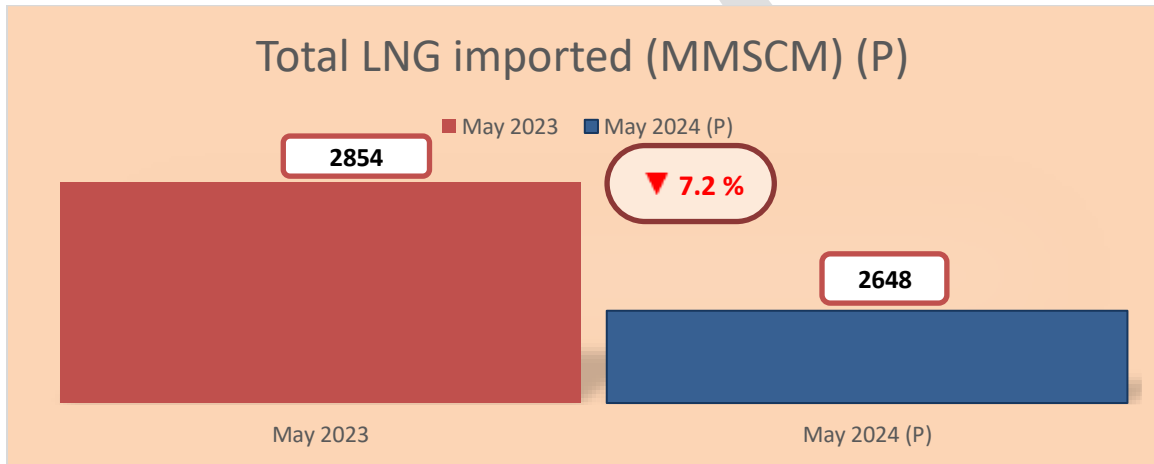


Petroleum Planning & Analysis Cell



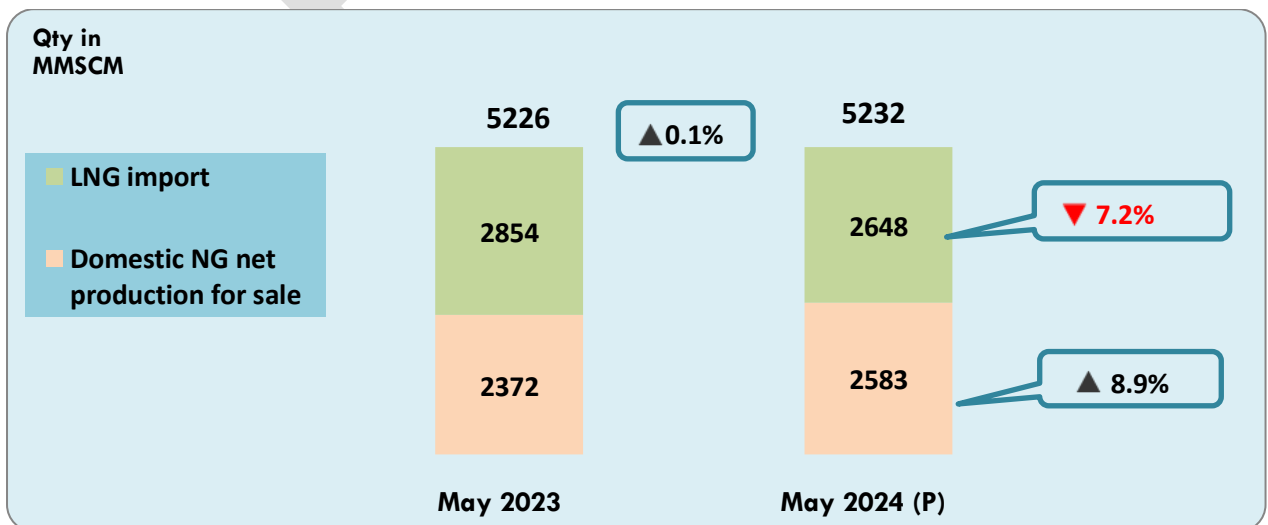
Totals may not tally due to rounding off

4. LNG imports:



Source: DGCIS data prorated for May 2024 month. Actual figures may be higher.

5. Total Natural Gas Available for Sale:

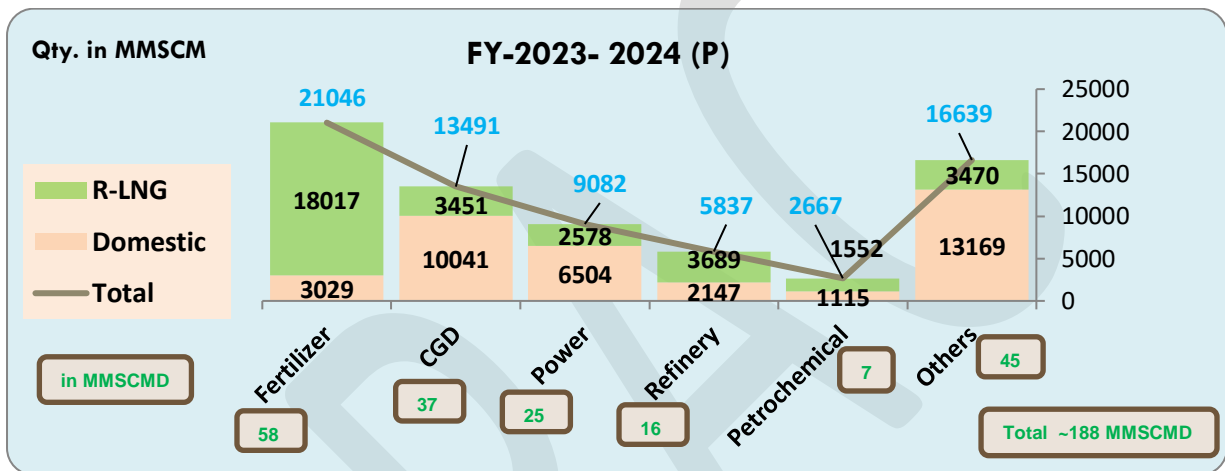



Totals may not tally due to rounding off



Petroleum Planning & Analysis Cell

6. Sectoral Consumption of Natural Gas:



Totals may not tally due to rounding off. Based on information provided by ONGC, OIL, DGH, GAIL, Torrent Power Limited, Shell Energy India Pvt. Ltd., BPCL, RIL (P) and IOCL. Components of internal consumption related to VAP shrinkage, LPG Shrinkage, Captive Power Generation, supply to power houses, supply to crematoriums & schools etc. as reported by ONGC, OIL & DGH (prorated) have been updated. Others includes sectors like Internal consumption for Pipeline System, Agriculture (Tea Plantation), Industrial, Manufacturing, LPG shrinkage, Sponge Iron and Miscellaneous (for further details visit <https://ppac.gov.in/natural-gas/sectoral-consumption>)

Sector	April-May 23	April-May 24	Cumulative Growth %	Share:Apr-May 23-24	Share: FY Apr-May 2024-25	May-23	May-24	Share: Apr-24	% age- YoY	(in MMSCM)	
										Apr-24	% age- MoM
Fertilizer	3389	3296	-2.8%	32.3%	31.0%	1779	1659	25.1%	-6.7%	1636	1.4%
Power	1520	2191	44.2%	14.5%	13.0%	787	1246	18.9%	58.2%	945	31.8%
CGD	2148	2486	15.7%	20.5%	20.0%	1108	1280	19.4%	15.4%	1206	6.1%
Refinery	809	1118	38.3%	7.7%	8.0%	473	492	7.4%	3.9%	627	-21.6%
Petrochem	503	437	-13.1%	4.8%	4.0%	248	320	4.9%	29.5%	117	174.6%
Others	2120	2997	41.4%	20.2%	24.0%	1073	1608	24.4%	49.9%	1389	15.8%
Total	10489	12524	19.4%	100%	100%	5468	6605	100%	20.8%	5920	11.6%

Total consumption during the month of May-2024 was 6605 MMSCM (P). (highest ever recorded)