


**MONTHLY REPORT (WEB)**  
**ON**  
**Natural Gas Production, Availability and Consumption**  
**September 2024**



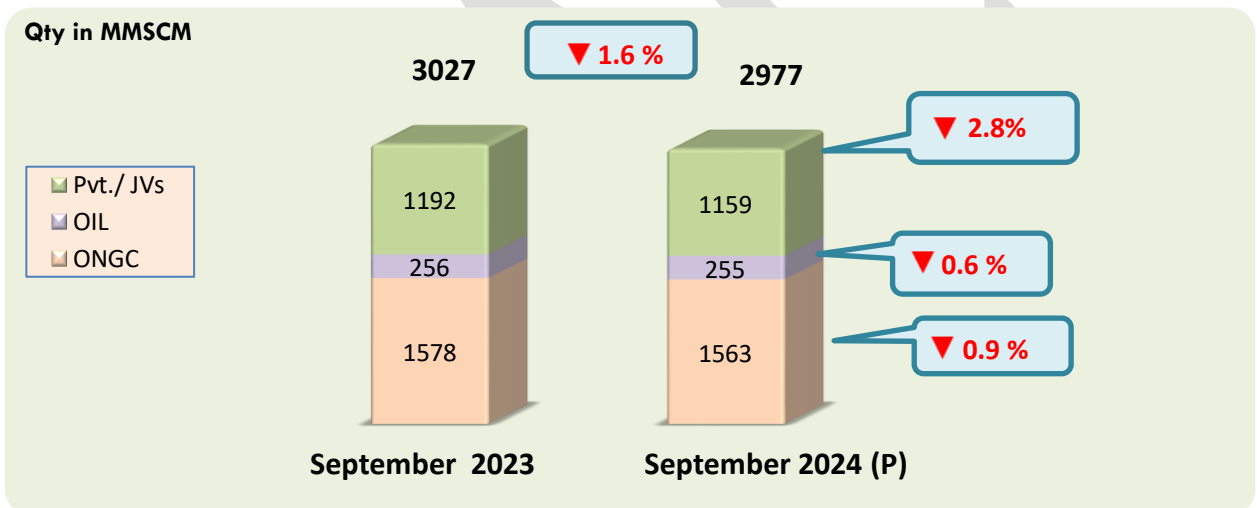
**पेट्रोलियम योजना एवं विश्लेषण प्रकोष्ठ**  
**(पेट्रोलियम एवं प्राकृतिक गैस मंत्रालय)**  
**Petroleum Planning & Analysis Cell**  
**(Ministry of Petroleum & Natural Gas)**

## Monthly Report on Natural gas production, availability and consumption – September 2024

### 1. Highlights of the report for the month of September 2024 are as follows:

- Gross production of natural gas for the month of September 2024 (P) was 2977 MMSCM which was lower by 1.6% compared with the corresponding month of the previous year.
- Total import of LNG (provisional) during the month of September 2024 was 2932 MMSCM (P) (increase of 13.5 % over the corresponding month of the previous year).
- Natural gas available for sale during September 2024 was 5411 MMSCM (increase of 5.8% over the corresponding month of the previous year).
- Total consumption during September 2024 was 5752 MMSCM (provisional). Major consumers were fertilizer (29%), City Gas Distribution (CGD) (20%), Power (12%), Refinery (8%) and Petrochemicals (4%).


### 2. Domestic Natural Gas Gross Production:



### 3. Domestic Natural Gas Net Production for Sale:

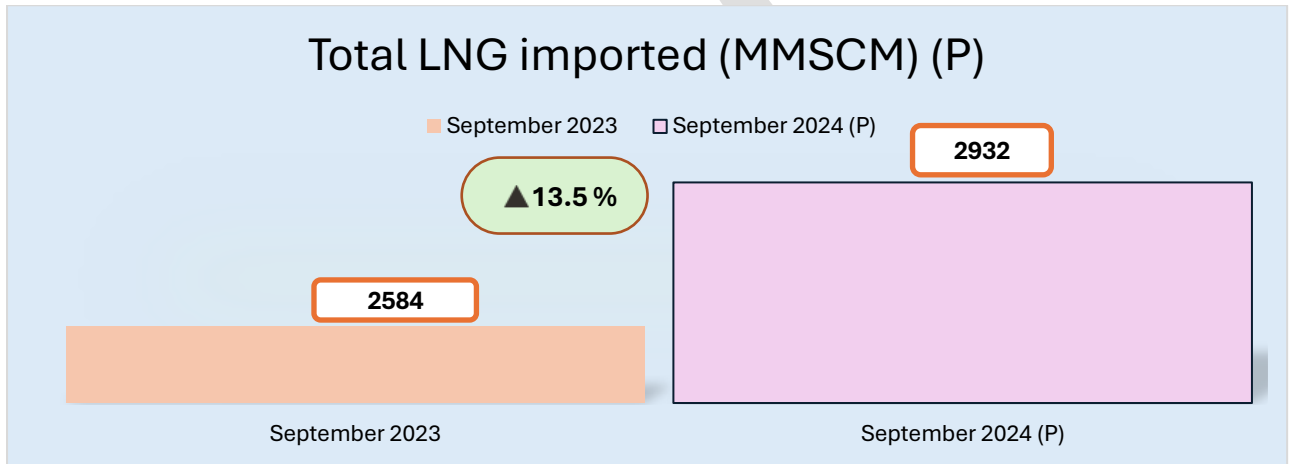
Natural Gas producing companies use some quantity of gas for their own use as internal consumption while some quantity of gas is flared as a part of technical requirement. After flare, loss and internal consumption by gas producing companies, the net production for sale of gas to consuming sectors like power, fertilizer, CGD, refinery, petrochemicals etc. was approximately 83.3% of the gross production during September 2024.

Note: 1BCM=1000 MMSCM



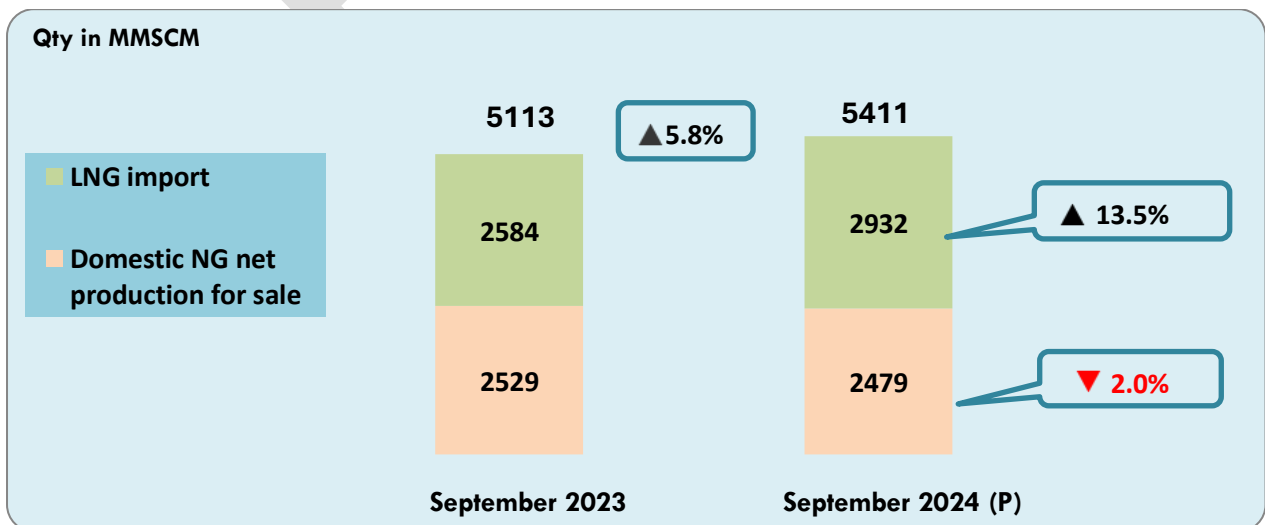
Totals may not tally due to rounding off

#### 4. LNG imports:



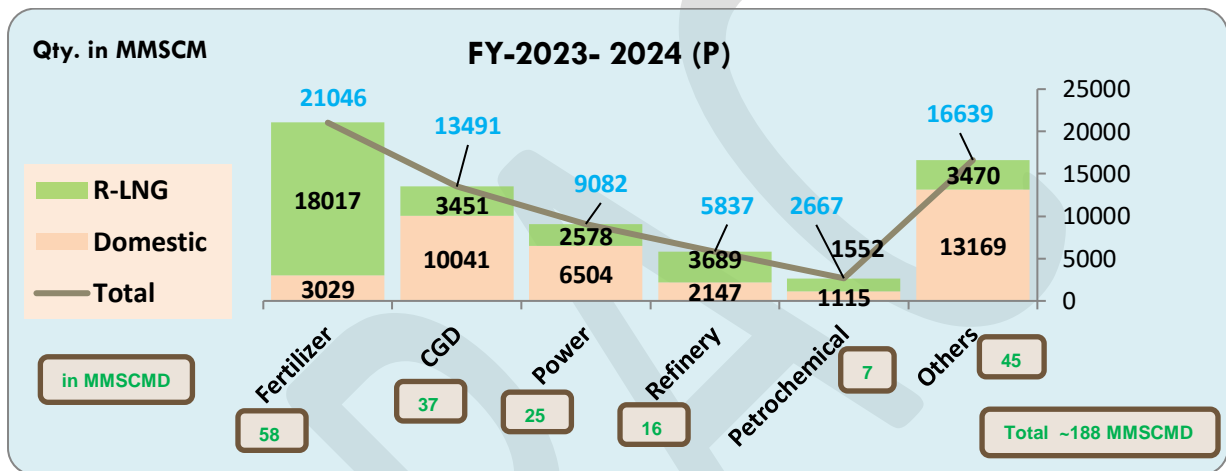

Source: DGCIS data prorated for September 2024 month.

#### 5. Total Natural Gas Available for Sale:



Totals may not tally due to rounding off

## 6. Sectoral Consumption of Natural Gas:



Totals may not tally due to rounding off. Based on information provided by ONGC, OIL, DGH, GAIL, Torrent Power Limited, Shell Energy India Pvt. Ltd., BPCL, RIL (P) and IOCL. Components of internal consumption related to VAP shrinkage, LPG Shrinkage, Captive Power Generation, supply to power houses, supply to crematoriums & schools etc. as reported by ONGC, OIL & DGH (prorated) have been updated. Others includes sectors like Internal consumption for Pipeline System, Agriculture (Tea Plantation), Industrial, Manufacturing, LPG shrinkage, Sponge Iron and Miscellaneous ( for further details visit <https://ppac.gov.in/natural-gas/sectoral-consumption>)

Sector	April-Sep 23	April-Sep 24	Cumulative Growth %	Share:Apr-Sep 23-24	Share: FY Apr-Sep 2024-25	Sep-23	Sep-24	Share: Sep-24	% age-YoY	(in MMSCM)	
										Aug-24	% age-MoM
Fertilizer	10210	10175	-0.4%	30.6%	27.8%	1767	1657	29%	-6%	1749	-5%
Power	4871	5438	12%	14.6%	14.9%	822	712	12%	-13%	695	2%
CGD	6504	7466	15%	19.5%	20.4%	1089	1259	22%	16%	1223	3%
Refinery	2730	3094	13%	8.2%	8.5%	478	493	9%	3.2%	495	0%
Petrochem	1321	1508	14%	4.0%	4.1%	206	237	4%	15%	261	-9%
Others	7698	8935	16%	23.1%	24.4%	1417	1393	24%	-2%	1548	-10%
<b>Total</b>	<b>33335</b>	<b>36616</b>	<b>10%</b>	<b>100%</b>	<b>100%</b>	<b>5779</b>	<b>5752</b>	<b>100%</b>	<b>-0.5%</b>	<b>5971</b>	<b>-4%</b>

Total consumption during the month of September-2024 was 5752 MMSCM (P).

For suggestions & feedback you may write to Shri Lokesh Mehta, Additional Director (Gas), PPAC, at [mehta.lokesh@ppac.gov.in](mailto:mehta.lokesh@ppac.gov.in).